

SKAMPER SKAMPER

Our 32nd Year



1991 FIFTH WHEELS

SKAMPER

Our 32nd Year



1991 FIFTH WHEELS

Standard Exterior Features:

Aluminum siding with baked enamel finish, 5" or 6" tubular steel frame, not "C" channel. One-piece aluminum roof, seamless Polymax® underbelly. 2" x 3" wood floor framing with one-piece Blandex® sub floor. Georgia Pacific® fiberglass insulation (walls, ceiling and floor), metal reinforced joints, pre-framed and wired for roof air conditioner. Wide track tandem axles, Goodyear® radial tires, color-coordinated mag type wheels, electric brakes on all wheels. Two 30 lb. LPG bottles with automatic change regulator (20 lb. LPG bottles models, 210F, 240F). Two holding tanks, 25 foot power cord, 30 amp. rated. Campsite water hookup, outside baggage door(s), patio light, hitch light, and hookup light. Large radius corner black frame Hehr® jalousie type windows with removable screens. Two tier self-storing entrance steps, except models 210F and 240F. Sewer hose storage in bumper. Outside receptacle ground fault protected, breakaway brake switch and battery compartment. Dead bolt lock(s) on entrance door(s).


Standard Interior Features:

Vinyl covered wood paneling, radius style type cabinets featuring positive locking hardware and oak hardwood cabinet doors. Two door gas/electric Servel by Dometic® refrigerator, except models 210F and 240F. 4 burner Euro-style LPG range and oven, range hood with power exhaust and light. Pilotless electronic ignition Hydro-Flame® furnace 17-40,000 BTU depending upon model selection. Space saving "in-the-floor" heat ducting system, except model 210F. Large double basin porcelain sink, except models 210F, 240F. All wood drawers with center guides and travel locks. 4 roof vents, most models. 32 to 45 amp. power converter with built-in battery charger, depending upon model selection. Ground fault protected kitchen and bath 110 volt receptacles. Demand water system with Shur-Flo® pump and 6 gallon LPG water heater. Tufted 5" high density foam cushions, 100% nylon Scotchgard® treated velour upholstery with washable vinyl backing. Decorative window lambrequin with black out roller shades. Mini blind in kitchen. Marine toilet, recessed fire

extinguish
exhaust fa
floor cover
room and
type inner
for storage
275F, 309

Opti

Electronic
Magic Che
AM-FM ca
monitor pa
antenna, a
Other opti
conditio
cover, stor
front jack
chair, Atw
assembly.
Model 325
365F - wa



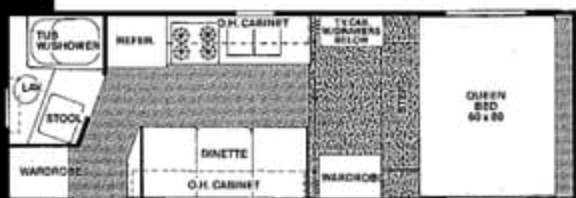
Popular electronics option package includes a premium Magic Chef® microwave oven.



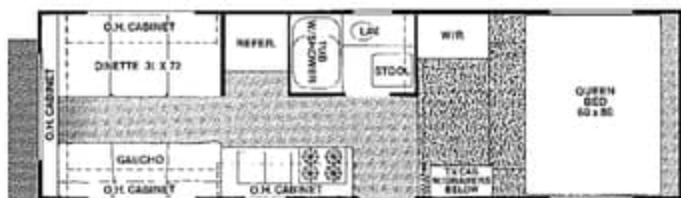
Beautiful all wood cabinets feature ample drawers with center guides and positive travel locks.



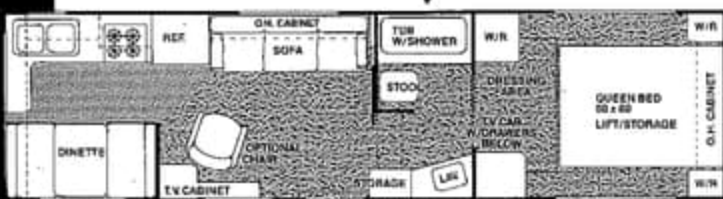
Large radius corner baggage doors provide hands free access to ample storage for bulky items.



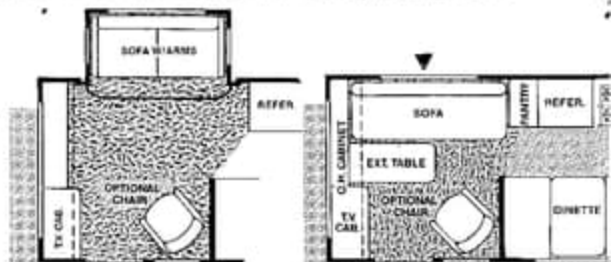
210F



240F



309F



325F (REAR SLIDE OUT)

1991 FIFTH WHEELS

Standard Exterior Features:

Aluminum siding with baked enamel finish, 5" or 6" tubular steel frame, not "C" channel. One-piece aluminum roof, seamless Polymax® underbelly. 2" x 3" wood floor framing with one-piece Blandex® sub floor. Georgia Pacific® fiberglass insulation (walls, ceiling and floor), metal reinforced joints, pre-framed and wired for roof air conditioner. Wide track tandem axles, Goodyear® radial tires, color-coordinated mag type wheels, electric brakes on all wheels. Two 30 lb. LPG bottles with automatic change regulator (20 lb. LPG bottles models, 210F, 240F). Two holding tanks, 25 foot power cord, 30 amp. rated. Campsite water hookup, outside baggage door(s), patio light, hitch light, and hookup light. Large radius corner black frame Hehr® jalousie type windows with removable screens. Two tier self-storing entrance steps, except models 210F and 240F. Sewer hose storage in bumper. Outside receptacle ground fault protected, breakaway brake switch and battery compartment. Dead bolt lock(s) on entrance door(s).


Standard Interior Features:

Vinyl covered wood paneling, radius style type cabinets featuring positive locking hardware and oak hardwood cabinet doors. Two door gas/electric Servel by Dometic® refrigerator, except models 210F and 240F. 4 burner Euro-style LPG range and oven, range hood with power exhaust and light. Pilotless electronic ignition Hydro-Flame® furnace 17-40,000 BTU depending upon model selection. Space saving "in-the-floor" heat ducting system, except model 210F. Large double basin porcelain sink, except models 210F, 240F. All wood drawers with center guides and travel locks. 4 roof vents, most models. 32 to 45 amp. power convertor with built-in battery charger, depending upon model selection. Ground fault protected kitchen and bath 110 volt receptacles. Demand water system with Shur-Flo® pump and 6 gallon LPG water heater. Tufted 5" high density foam cushions, 100% nylon Scotchgard® treated velour upholstery with washable vinyl backing. Decorative window lambrequin with black out roller shades. Mini blind in kitchen. Marine toilet, recessed fire


extinguish
exhaust fa
floor cover
room and
type inner
for storage
275F, 309

Optio


Electronic
Magic Che
AM-FM ca
monitor pa
antenna, a
Other opti
conditione
cover, stor
front jacks
chair, Atwo
assembly,
Model 325
365F - wa



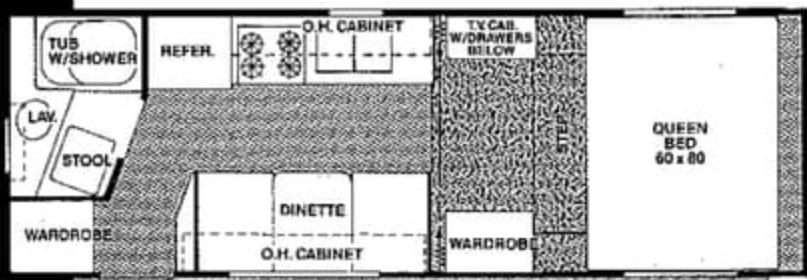
Popular electronics option package includes a premium Magic Chef® microwave oven.



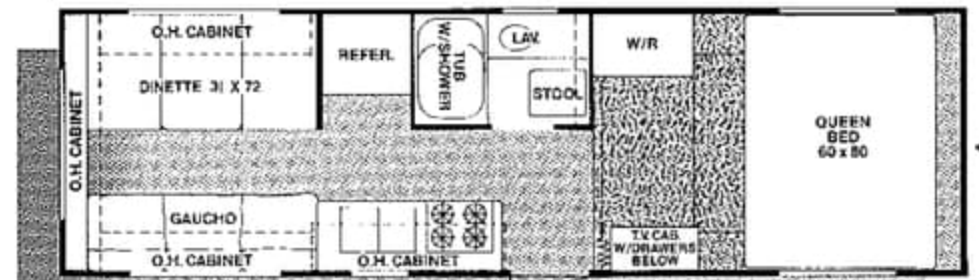
Beautiful all wood cabinets feature ample drawers with center guides and positive travel locks.



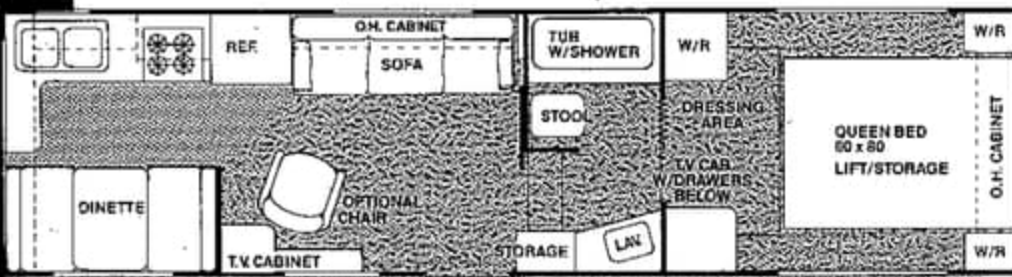
Large radius corner baggage hands free access to ample for bulky items.



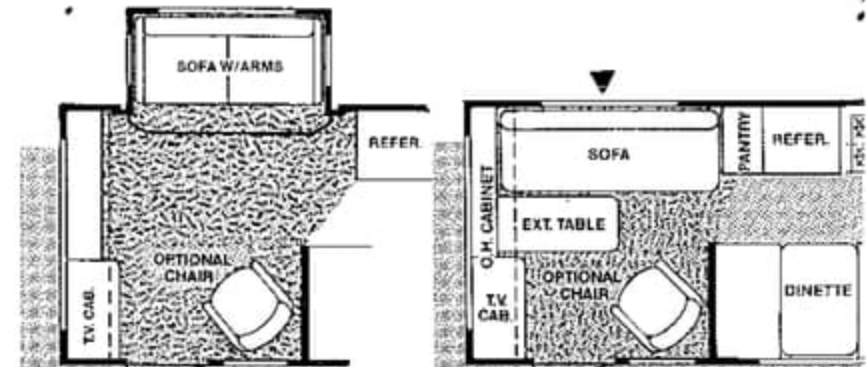
210F



240F



309F



325F (REAR SLIDE OUT)

er, smoke detector, most models. Power
n in bathroom. Seamless no-wax vinyl
ing, plush carpeting with pad in living
bedroom. Queen size bed with home-
spring mattress, spring assist bed lift
access, most models. Magic bed models
F, 325F, and 365F.

Optional Features:

Option Package includes the following:
* electronic touch microwave oven,
cassette stereo with 4 speakers, systems
panel, gas/electric water heater, TV
antenna booster and park cable TV hookup.
Optional features: Duo Therm® roof air
conditioning, awning, spare tire, tire carrier and
storage windows, battery and case, power
locks, built-in stabilizer jacks, deluxe rocker
chair or RBW® frame mounted hitch
cover and thermo ply insulation.
325F - Hydraulic slide-out room. Model
365F - Electric clothes washer/dryer and prep.



275F



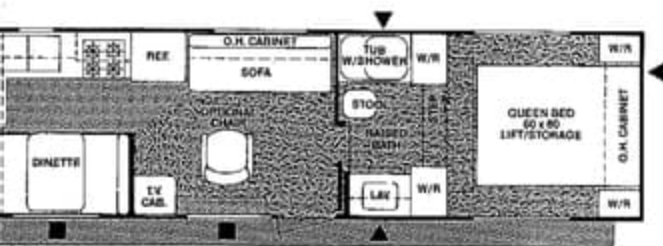
Storage doors provide
storage space



Skamper's well planned interiors provide
superior space utilization, function and
style! (Model 325F)



Home quality swivel/rocker chairs are
available in several models.



275F

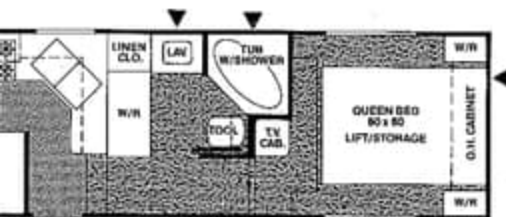
▲ BAGGAGE DOOR

■ PICTURE WINDOW



FREE STANDING DINETTE OPTION
AVAILABLE ON MODELS:

275F 309F 325F 365F



325F



365F


er, smoke detector, most models. Power
n in bathroom. Seamless no-wax vinyl
ing, plush carpeting with pad in living
bedroom. Queen size bed with home-
spring mattress, spring assist bed lift
access, most models. Magic bed models
F, 325F, and 365F.

Optional Features:

Option Package includes the following:
 • electronic touch microwave oven,
 • cassette stereo with 4 speakers, systems
 panel, gas/electric water heater, TV
 antenna booster and park cable TV hookup.
Optional features: Duo Therm® roof air
 conditioning, awning, spare tire, tire carrier and
 tire covers, battery and case, power
 built-in stabilizer jacks, deluxe rocker
 chair® or RBW® frame mounted hitch
 cover and thermo ply insulation.
 F - Hydraulic slide-out room. Model
 number/dryer and prep.



275F



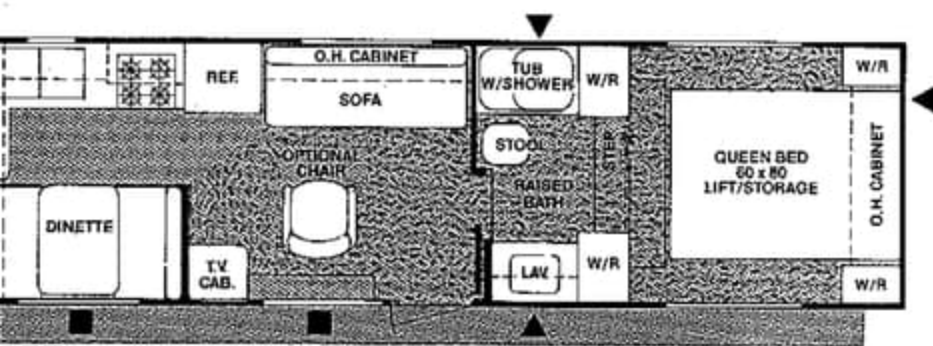
doors provide
storage space



Skamper's well planned interiors provide superior space utilization, function and style! (Model 325F)



Home quality swivel/rocker chairs are available in several models.



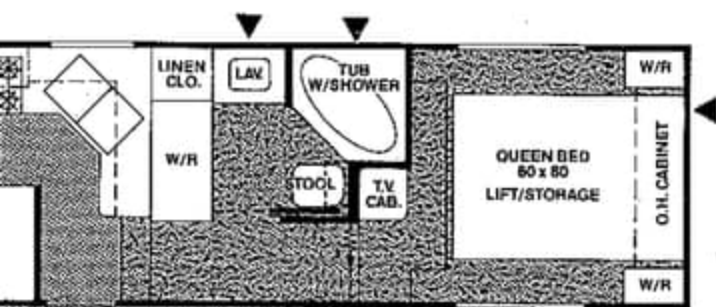
275F

- ▲ BAGGAGE DOOR
- PICTURE WINDOW

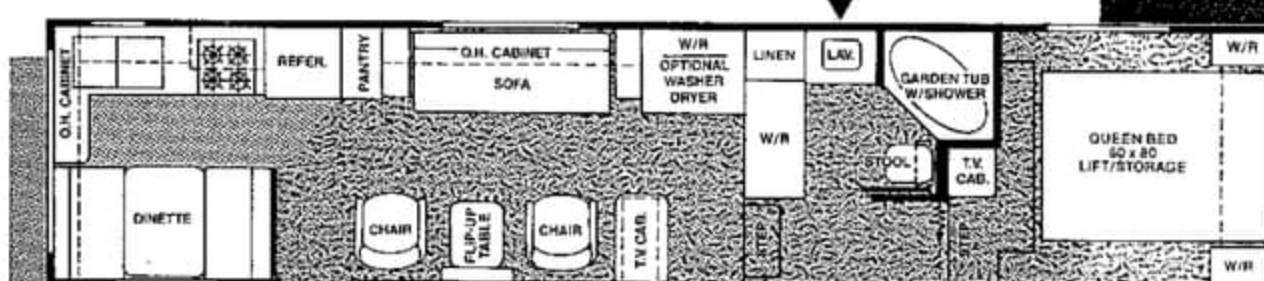


**FREE STANDING DINETTE OPTION
AVAILABLE ON MODELS:**

275F 309F 325F 365F



325F



365F

Specifications

Models	210F	240F	275F	309F	325F	325F Slide	365F
Overall Length	21'	24'	27'11"	30'6"	32'10"	32'10"	36'10"
Overall Width	7'2"	7'2"	7'11"	7'11"	7'11"	7'11"	7'11"
Overall Height	9'4"	9'4"	10'6"	11'6"	11'1"	11'4"	11'4"
Interior Height	6'3"	6'3"	6'6"	6'6"	6'6"	6'6"	6'6"
Axle Weight	3075	3325	4180	4260	5110	*	6250
Hitch Weight	520	650	1360	1650	1750	*	1730
Gross Veh. Wt. Rating	5000	5000	7500	7500	8000	10,160	10,160
Tire Size	P205/ 75R15B	P205/ 75R15B	ST225/ 75R15C	ST225/ 75R15C	ST225/ 75R15C	ST225/ 75R15D	ST225/ 75R15D
Hitch Height	42"	42"	47"	47"	47"	47"	47"
Sleeping Capacity	4	5	6	6	6	6	6
Demand Water System w/ 12V Pump	26 Gal.	26 Gal.	33 Gal.	45 Gal.	45 Gal.	45 Gal.	45 Gal.
Black/Gray Holding Tanks (Gal)	24/20	24/20	40/26	40/26	40/26	40/26	40/26
Electronic Ignition I.P.G.	17,000	20,000	25,000	30,000	30,000	30,000	30,000
Furnace (BTU)		Floor Ducted	Floor Ducted	Floor Ducted	Floor Ducted	Floor Ducted	Floor Ducted
12V Converter w/ Auto Battery Charger	32 amp	32 amp	36 amp	45 amp	45 amp	45 amp	45 amp
LP Gas	2-20#	2-20#	2-30#	2-30#	2-30#	2-30#	2-30#
Max. Height in Dressing Area	6'	6'	7'6"	6'8"	7'	7'	7'

Specifications comply with Federal Motor Vehicle Standards and RVIA Standards.
Due to continuous product improvement, specifications subject to change without notice and incurring obligations.
Listed weights, which may vary plus or minus 5%, reflect standard equipped unit.

*Not available at time of publication.



Our 1 Year Full Warranty

All Skamper Travel Trailers and Fifth Wheels are warranted under normal use to be free of defects in material and workmanship for a period of one (1) year from the date of purchase at retail.

Ask your dealer for a complete copy of this important benefit.

SKAMPER

All Over America

P.O. BOX 338, BRISTOL, IN. 46507

Specifications

Models	210F	240F	275F	309F	325F	325F Slide	365F
Overall Length	21'	24'	27'11"	30'6"	32'10"	32'10"	36'10"
Overall Width	7'2"	7'2"	7'11"	7'11"	7'11"	7'11"	7'11"
Overall Height	9'4"	9'4"	10'6"	11'6"	11'1"	11'4"	11'4"
Interior Height	6'3"	6'3"	6'6"	6'6"	6'6"	6'6"	6'6"
Axle Weight	3075	3325	4180	4260	5110	*	6250
Hitch Weight	520	650	1360	1650	1750	*	1730
Gross Veh. Wt. Rating	5000	5000	7500	7500	8000	10,160	10,160
Tire Size	P205/ 75R15B	P205/ 75R15B	ST225/ 75R15C	ST225/ 75R15C	ST225/ 75R15C	ST225/ 75R15D	ST225/ 75R15D
Hitch Height	42"	42"	47"	47"	47"	47"	47"
Sleeping Capacity	4	5	6	6	6	6	6
Demand Water System w/12V Pump	26 Gal.	26 Gal.	33 Gal.	45 Gal.	45 Gal.	45 Gal.	45 Gal.
Black/Gray Holding Tanks (Gal)	24/20	24/20	40/26	40/26	40/26	40/26	40/26
Electronic Ignition LPG	17,000	20,000	25,000	30,000	30,000	30,000	40,000
Furnace (BTU)		Floor Ducted	Floor Ducted	Floor Ducted	Floor Ducted	Floor Ducted	Floor Ducted
12V Converter w/ Auto Battery Charger	32 amp	32 amp	36 amp	45 amp	45 amp	45 amp	45 amp
LP Gas	2-20#	2-20#	2-30#	2-30#	2-30#	2-30#	2-30#
Max. Height in Dressing Area	6'	6'	7'6"	6'8"	7'	7'	7'

Specifications comply with Federal Motor Vehicle Standards and RVIA Standards.
Due to continuous product improvement, specifications subject to change without notice and incurring obligations.
Listed weights, which may vary plus or minus 5%, reflect standard equipped unit.

*Not available at time of publication.



Our 1 Year Full Warranty

All Skamper Travel Trailers and Fifth Wheels are warranted under normal use to be free of defects in material and workmanship for a period of one (1) year from the date of purchase at retail.

Ask your dealer for a complete copy of this important benefit.

SKAMPER

All Over America

P.O. BOX 338, BRISTOL, IN. 46507