

P A L O M I N O

1992 CAMPING TRAILERS & TRUCK CAMPERS



P A L O M I N O

1992 CAMPING TRAILERS & TRUCK CAMPERS





TXL-FG



TXL-LB





TXL-FG



TXL-LB



FOLD-A-WALL SERIES



TXL Fold-A-Wall Trailers

– offer you the very best in hard wall camping trailers. Palomino has specialized in Fold-A-Wall construction for over seventeen years.

With the choice of three different floor plans, you may enjoy camping with many of the convenience features you desire in total camping comfort.

Standard features include 13" tires with electric brakes, in and out stove, 14" x 14" roof vent, and 110-volt outside receptacle. Also included, a mirrored screen door, top loading ice chest, and four stabilizer jacks. The TXL-SC model includes refrigerator, toilet and shower as standard items.

The TXL-FG offers a unique roomy floor plan with a front couch area that also provides extra storage underneath, plus a large wardrobe closet.

The TXL-LB offers the convenience of our largest trailer with a king-size 78" bed area and our new deluxe wardrobe closet.



TXL-SC

FOLD-A-WALL SERIES



TXL Fold-A-Wall Trailers

– offer you the very best in hard wall camping trailers. Palomino has specialized in Fold-A-Wall construction for over seventeen years.

With the choice of three different floor plans, you may enjoy camping with many of the convenience features you desire in total camping comfort.

Standard features include 13" tires with electric brakes, in and out stove, 14" x 14" roof vent, and 110-volt outside receptacle. Also included, a mirrored screen door, top loading ice chest, and four stabilizer jacks. The TXL-SC model includes refrigerator, toilet and shower as standard items.

The TXL-FG offers a unique roomy floor plan with a front couch area that also provides extra storage underneath, plus a large wardrobe closet.

The TXL-LB offers the convenience of our largest trailer with a king-size 78" bed area and our new deluxe wardrobe closet.



TXL-SC

MXL-RG and MXL-LB

The unequalled quality and years of Fold-A-Wall experience continue with the Palomino MXL models.

These two models offer many of the features you may desire in a hard wall trailer with the convenience of lighter weight and a popular sized trailer.

Standard items include: 4" mattresses, in and out stove, 110-volt outside receptacles, 14" x 14" roof vent, mirrored screen door and four stabilizer jacks, and a top loading ice chest.

With these two floor plans you may choose the king-size bed model, or the convenience of a rear couch with extra storage underneath.

FOLD-A-WALL SERIES



MXL-RG

MXL-RG and MXL-LB

The unequalled quality and years of Fold-A-Wall experience continue with the Palomino MXL models.

These two models offer many of the features you may desire in a hard wall trailer with the convenience of lighter weight and a popular sized trailer.

Standard items include; 4" mattresses, in and out stove, 110-volt outside receptacles, 14" x 14" roof vent, mirrored screen door and four stabilizer jacks, and a top loading ice chest.

With these two floor plans you may choose the king-size bed model, or the convenience of a rear couch with extra storage underneath.

FOLD-A-WALL SERIES

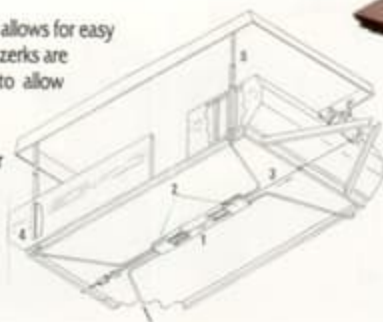


MXL-RG



Crank-up Lift System

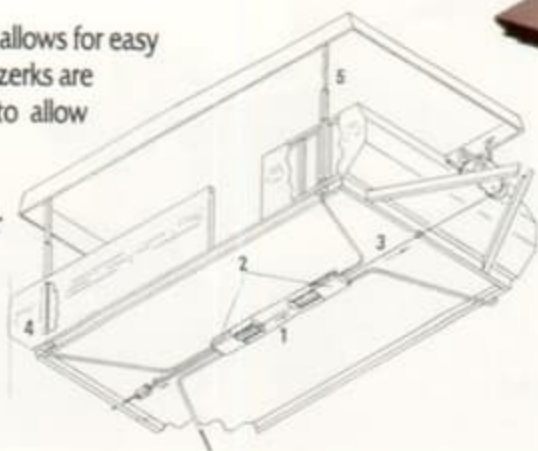
1. The drive system is enclosed for protection from weather and road conditions.
2. The underneath location of the system allows for easy inspection and maintenance. Grease zerks are located top and bottom of main tube to allow yearly maintenance.
3. A single cable capable of 3,200 lbs. tensile strength rotates around the rear cable pulley and pushes the four flexible steel push rods up the lifter posts.
4. Flexible steel push rods.
5. Three stage plated lift post.





Crank-up Lift System

1. The drive system is enclosed for protection from weather and road conditions.
2. The underneath location of the system allows for easy inspection and maintenance. Grease zerks are located top and bottom of main tube to allow yearly maintenance.
3. A single cable capable of 3,200 lbs. tensile strength rotates around the rear cable pulley and pushes the four flexible steel push rods up the lifter posts.
4. Flexible steel push rods.
5. Three stage plated lift post.



DELUXE STALLION SERIES



Pinto



Mustang



Filly RG

DELUXE **STALLION** SERIES



Pinto



Mustang



Filly RG



Palomino's most popular models

— are included in this series of trailers. Whatever model and floor plan you may consider, we have the variety of models at affordable prices to make your camping dreams come true.

The Pinto offers many superb deluxe features that include sleeping six, plus it offers the towing convenience of less than 1,000 pounds. This trailer may be towed by today's compact cars for fuel efficiency.

The Filly is a very popular model with two exciting floor plans. Standard features on the Filly include; top loading ice chest, 14" x 14" roof vent, 110-volt outside receptacles, 4" thick deluxe cushions and so much more.

The Mustang is our largest soft side trailer that opens up to more than 23' inside. This trailer offers storage galore including the new stand-up wardrobe closet. The Mustang is standard with 13" tires and electric brakes.

Filly LB



Palomino's most popular models

— are included in this series of trailers. Whatever model and floor plan you may consider, we have the variety of models at affordable prices to make your camping dreams come true.

The Pinto offers many superb deluxe features that include sleeping six, plus it offers the towing convenience of less than 1,000 pounds. This trailer may be towed by today's compact cars for fuel efficiency.

The Filly is a very popular model with two exciting floor plans. Standard features on the Filly include; top loading ice chest, 14" x 14" roof vent, 110-volt outside receptacles, 4" thick deluxe cushions and so much more.

The Mustang is our largest soft side trailer that opens up to more than 23' inside. This trailer offers storage galore including the new stand-up wardrobe closet. The Mustang is standard with 13" tires and electric brakes.

Filly LB

Our affordable and lightweight trailers

— allow you to camp in the great outdoors in the total comfort of a camping trailer.

Both models provide a complete kitchen, top loading ice chest and our all vinyl tent. These models weigh less than 1,000 pounds and can be towed easily by today's four cylinder cars.

The Colt with the popular side dinette allows easy access to the bed areas. It's also standard with an in and out stove for cooking convenience. This trailer provides many enjoyable camping features for a very economical price.

These trailers must be seen to be appreciated.



PONY SERIES



Colt

Our affordable and lightweight trailers

— allow you to camp in the great outdoors in the total comfort of a camping trailer.

Both models provide a complete kitchen, top loading ice chest and our all vinyl tent. These models weigh less than 1,000 pounds and can be towed easily by today's four cylinder cars.


The Colt with the popular side dinette allows easy access to the bed areas. It's also standard with an in and out stove for cooking convenience. This trailer provides many enjoyable camping features for a very economical price.

These trailers must be seen to be appreciated.



Colt

BRONCO SERIES



THE TRUCK CAMPER DESIGNED WITH YOU IN MIND

Here's one of the lightest in the industry – a truck camper perfectly suited to most standard half-ton trucks. The Bronco offers a full-height entrance door standard on both models.

Attractively designed to sleep 4. Stainless steel sink and 3-burner stove add to built-in conveniences. Cabinet space includes room for either a 75-lb. ice box or refrigerator. The Broncos achieve their strength through thermocore 3-ply laminated construction and offer a radius roof.

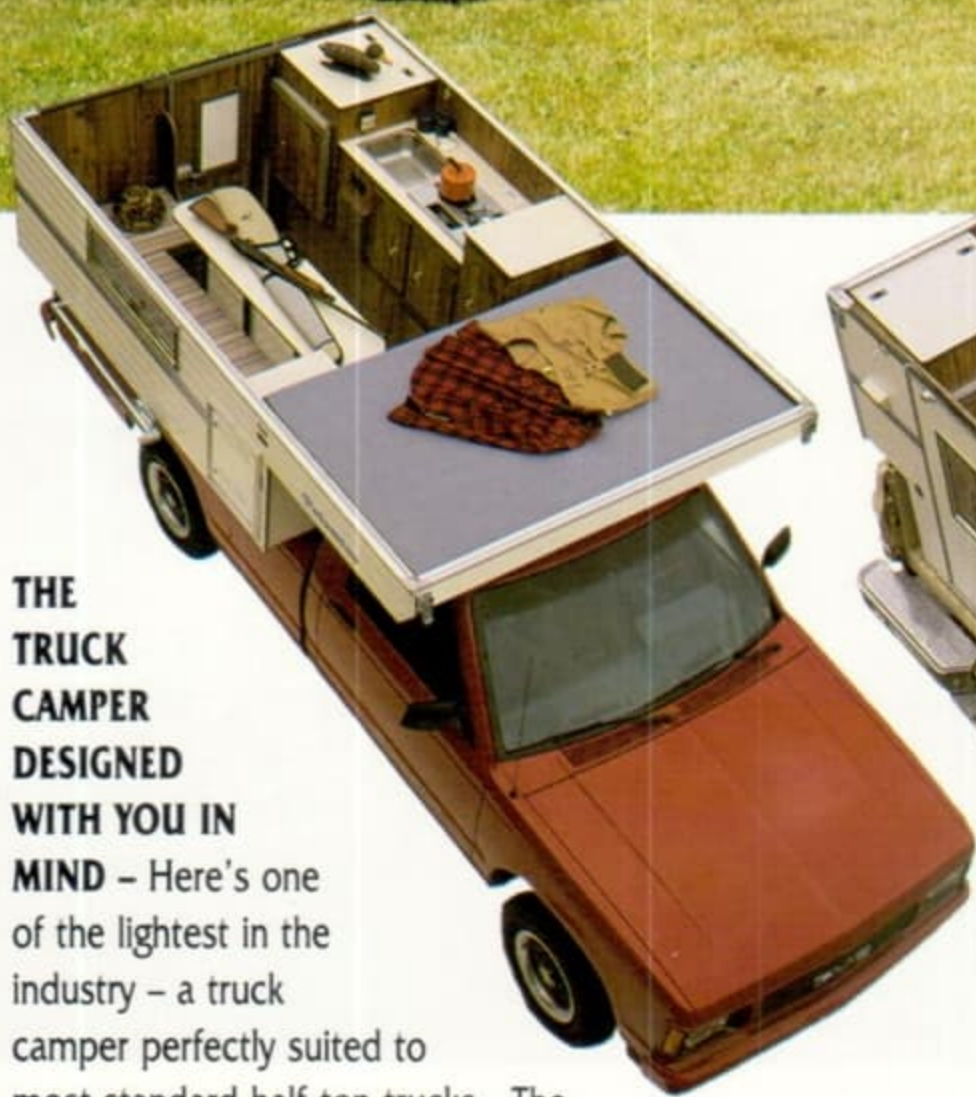
Special features include: an inside gas bottle, Jalousie windows, wiring harness and a mildew-resistant 2-ply reinforced vinyl on the extension. The crank-up raisor system raises the roof in seconds for camping and allows easy closing for travel and fuel efficiency.

Palomino Mini-Broncos are super light weight designed and styled to fit the new breed of mini-trucks and import models.

BRONCO SPECIFICATIONS

	MINI-L (7)	186 (8)
WEIGHT	740	935
BOX LENGTH	7' 4"	8'
TOTAL LENGTH	10' 7"	11' 10"
WHEEL WELL WIDTH	36"	48"
TOTAL HEIGHT CLOSED	4' 8"	5' 8"
INTERIOR HEADROOM	6' 8"	6' 8"
BED SIZE	45" X 75"	49" X 83"
BED SIZE DINETTE	35" X 70"	30" X 73"
ENTRANCE DOOR HEIGHT	5' 6"	5' 7"

BRONCO SERIES



THE TRUCK CAMPER DESIGNED WITH YOU IN MIND

— Here's one of the lightest in the industry — a truck camper perfectly suited to most standard half-ton trucks. The Bronco offers a full-height entrance door standard on both models.

Attractively designed to sleep 4. Stainless steel sink and 3-burner stove add to built-in conveniences. Cabinet space includes room for either a 75-lb. ice box or refrigerator. The Broncos achieve their strength through thermocore 3-ply laminated construction and offer a radius roof.

Special features include: an inside gas bottle, Jalousie windows, wiring harness and a mildew-resistant 2-ply reinforced vinyl on the extension.

The crank-up raisor system raises the roof in seconds for camping and allows easy closing for travel and fuel efficiency.

Palomino Mini-Broncos are super light weight designed and styled to fit the new breed of mini-trucks and import models.

BRONCO SPECIFICATIONS

	MINI-L (7)	186 (8)
WEIGHT	740	935
BOX LENGTH	7' 4"	8'
TOTAL LENGTH	10' 7"	11' 10"
WHEEL WELL WIDTH	36"	48"
TOTAL HEIGHT CLOSED	4' 8"	5' 4"
INTERIOR HEADROOM	6' 4"	6' 4"
BED SIZE	45" X 75"	49" X 83"
BED SIZE DINETTE	35" X 70"	36" X 73"
ENTRANCE DOOR HEIGHT	5' 6"	5' 7"





Shetland

SWING UP DOOR – Simply swing the door to the ceiling for storage during travel. Standard on all models.



ROOF RACK – Available for all models, includes mounting brackets. Great for canoes and other small boats.



SHOWER – Includes a hot water system – Standard in TXL-SC.



IN AND OUT STOVE – Have the convenience of cooking outside or inside of your camper. Available on most models.



MIRRORED SCREEN DOOR – This is offered on Fold-a-Wall trailers.



TORSION AXLE GALVANIZED METAL WHEELWELLS – "Open Wheelwell" Structure Wood – one-piece floor with limited lifetime warranty.



ROOF MOUNTED AIR CONDITIONER READY – Available in all models except the Colt and Shetland.



TOP LOADING ICE CHEST – This spacious ice chest is standard in all Palomino camping trailers.

ATTACHABLE SCREEN ROOM – is of Palomino's own design and will attach to your canopy.



CANOPY-IN-A-BAG – is available for your Palomino trailer, it stores in its own vinyl bag and is free standing. (Shetland excluded).

ELECTRIC TOILET – Self-contained for your convenience and privacy. Standard in TXL-SC.



LIFETIME LIMITED WARRANTY – Vanguard Industries warrants lifetime limited warranties for the lifetime of the original owner for: Lifter Systems • Beds • Frames • Floors.

TENT WARRANTY – Vinyl Tents manufactured by Vanguard Industries warranted for 5 years to original owner to be free from defects in materials and workmanship under normal use and service.



REFRIGERATOR - DOMETIC – 2-way system: LP gas, 12-volt.



BUNK ROD STORAGE – Standard on all Palomino trailers, your bunk support rods are always at your fingertips.

FEATURES

SWING UP DOOR – Simply swing the door to the ceiling for storage during travel. Standard on all models.



ROOF RACK – Available for all models, includes mounting brackets. Great for canoes and other small boats.



SHOWER – Includes a hot water system – Standard in TXL-SC.



IN AND OUT STOVE – Have the convenience of cooking outside or inside of your camper. Available on most models.



MIRRORED SCREEN DOOR – This is offered on Fold-a-Wall trailers.



TORSION AXLE GALVANIZED METAL WHEELWELLS – "Open Wheelwell" Structure Wood – one-piece floor with limited lifetime warranty.



ROOF MOUNTED AIR CONDITIONER READY – Available in all models except the Colt and Shetland.



TOP LOADING ICE CHEST – This spacious ice chest is standard in all Palomino camping trailers.

ATTACHABLE SCREEN ROOM – is of Palomino's own design and will attach to your canopy.



CANOPY-IN-A-BAG – is available for your Palomino trailer, it stores in its own vinyl bag and is free standing. (Shetland excluded).

ELECTRIC TOILET – Self-contained for your convenience and privacy. Standard in TXL-SC.



LIFETIME LIMITED WARRANTY – Vanguard Industries warrants lifetime limited warranties for the lifetime of the original owner for: Lifter Systems • Beds • Frames • Floors.

TENT WARRANTY – Vinyl Tents manufactured by Vanguard Industries warranted for 5 years to original owner to be free from defects in materials and workmanship under normal use and service.



REFRIGERATOR - DOMETIC – 2-way system: LP gas, 12-volt.



BUNK ROD STORAGE – Standard on all Palomino trailers, your bunk support rods are always at your fingertips.

FEATURES

SPECIFICATIONS

MODEL	Fold-A-Wall Series			Stallion Deluxe Series			Pony Series	
	TXL-SC	TXL	MXL	MUSTANG	FILLY	PINTO	COLT	SHETLAND
CLOSED BODY	6' 6" X 13' 3"	6' 6" X 13' 3"	6' 6" X 11' 7"	6' 6" X 13' 3"	6' 6" X 11' 8"	6' 6" X 9' 0"	6' 4" X 8' 4"	6' 4" X 6' 10"
CLOSED OVERALL	6' 7" X 16' 4"	6' 7" X 16' 4"	6' 7" X 14' 7"	6' 7" X 16' 4"	6' 7" X 14' 8"	6' 7" X 12' 4"	6' 7" X 11' 8"	6' 7" X 10' 4"
CLOSED HEIGHT	52-1/2"	52-1/2"	50-1/2"	50-1/2"	48"	43"	42"	42"
OPEN LENGTH	23' 4"	23' 4"	21' 8"	23' 2"	20' 0"	17' 7"	15' 11"	14' 2"
OPEN HEIGHT	6' 3"	6' 3"	6' 3"	6' 3"	6' 3"	6' 5"	6' 3"	6' 3"
HITCH WEIGHT - POUNDS	175	170	160	150	145	120	110	105
AXLE WEIGHT - POUNDS	1,735	1,660	1,335	1,470	1,170	875	820	700
TIRE SIZE	13"	13"	10"	13"	10"	8"	8"	8"
SPARE TIRE	0	0	0	0	0	0	0	0
SPARE TIRE COVER	0	0	0	0	0	0	0	0
SPARE TIRE MOUNT AND BUMPER	S	S	S	S	S	0	0	0
HYDRAULIC BRAKES	0	0	0	0	0	0	0	0
TORSION AXLE	S	S	S	S	S	S	S	S
OPEN WHEEL WELL	S	S	S	S	S	S	S	S
WATER TANK - GALLON CAPACITY	16	10	10	10	10	5	5	5
CITY WATER HOOKUP	S	S	S	S	S	S	S	S
HOT WATER SYSTEM	S	0	—	0	—	—	—	—
SHOWER AND TOILET	S	—	—	—	—	—	—	—
DOMELIGHTS	S	S	S	S	S	S	S	S
9-AMP 12-VOLT POWER CONVERTER	25-AMP	S	S	S	S	S	S	S
110-VOLT OUTSIDE RECEPTACLE	S	S	S	S	S	S	S	—
LP/12-VOLT REFRIGERATOR	S	0	0	0	0	—	—	—
TOP LOADING ICE CHEST	S	S	S	S	S	S	S	S
3-BURNER STOVE	S	S	S	S	S	(2)	(2)	(2)
IN/OUT STOVE	S	S	S	S	0	0	S	—
20-LB. GAS BOTTLE AND REGULATOR	S	S	S	S	S	S	S	S
12,000 OR 16,000 BTU FURNACE	0	0	0	0	0	0	0	0
LAMINATED CONSTRUCTION	S	S	S	S	S	S	S	S
ONE-PIECE UNDERCOATED FLOOR	S	S	S	S	S	S	S	S
RADIUS ROOF	S	S	S	S	S	S	S	—
ROOF VENT	S	S	S	S	S	S	S	—
AWNING RAIL	S	S	S	S	S	S	S	—
FRONT BED AREAS	72'	LB - 78' FG - 60'	60'	78'	53'	50'	48'	51'
REAR BED AREAS	60'	60'	LB - 78' RG - 60'	60'	LB - 72' RG - 53'	50'	48'	32'
DELUXE CUSHIONS AND MATTRESSES	S	S	S	S	S	S	S	S
WINDOW CURTAINS	S	S	S	S	0	0	0	0
BED END CURTAINS	0	0	0	0	0	0	0	0
VINYL TENT	S	S	S	S	S	S	S	S
SPRING LOADED LIFT ARMS	—	—	—	—	—	—	—	S
CRANK LIFT SYSTEM	S	S	S	S	S	S	S	—
AIR CONDITIONER 7,500 BTU CABINET INSTALLED	—	—	0	—	0	—	—	—
ROOF READY FOR AIR CONDITIONING	0	0	0	0	0	0	0	—
SLIDING STEP OR DELUXE STEP	0	0	0	0	0	0	0	0
CLOTHES RACK & SILVERWARE DRAWER UNDER TABLE	S	S	S	S	S	S	S	S
MIRRORED SCREEN DOOR	S	S	S	—	—	—	—	—
PATIO LIGHT	S	S	S	S	S	S	S	S
STAINLESS STEEL SINK	S	S	S	S	S	S	S	S
FIRE EXTINGUISHER	S	S	S	S	S	S	S	S
CANOPY IN A BAG	0	0	0	0	0	0	0	—
DELUXE SCREEN ROOM	0	0	0	0	0	0	0	—
STONE SHIELD	S	S	S	S	S	S	—	—

S = STANDARD 0 = OPTIONAL -- = NOT AVAILABLE

ALL PALOMINOS BUILT TO COMPLY WITH RV CODES, AND AMERICAN NATIONAL STANDARDS INSTITUTE REGULATIONS. SPECIFICATIONS SUBJECT TO CHANGE WITHOUT NOTICE. SPECIFICATIONS IN THIS BROCHURE ARE BASED ON INFORMATION AT TIME OF PUBLICATION. VANGUARD INDUSTRIES OF MICHIGAN, INC., RESERVES THE RIGHT TO MAKE CHANGES IN MATERIALS, COMPONENTS AND SPECIFICATIONS AND TO DISCONTINUE MODELS AT ANY TIME WITHOUT NOTICE OR OBLIGATION. DEPENDING ON MATERIALS, FROM TIME TO TIME, WEIGHTS MAY VARY PLUS OR MINUS FIVE PERCENT.



Palomino
Established in 1968
VANGUARD INDUSTRIES
OF MICHIGAN, INC.
Colon, Michigan 49040
Phone (616) 432-3271

SPECIFICATIONS

MODEL	Fold-A-Wall Series			Stallion Deluxe Series			Pony Series	
	TXL-SC	TXL	MXL	MUSTANG	FILLY	PINTO	COLT	SHETLAND
CLOSED BODY	6' 6" X 13' 3"	6' 6" X 13' 3"	6' 6" X 11' 7"	6' 6" X 13' 3"	6' 6" X 11' 8"	6' 6" X 9' 0"	6' 4" X 8' 4"	6' 4" X 6' 10"
CLOSED OVERALL	6' 7" X 16' 4"	6' 7" X 16' 4"	6' 7" X 14' 7"	6' 7" X 16' 4"	6' 7" X 14' 8"	6' 7" X 12' 4"	6' 7" X 11' 8"	6' 7" X 10' 4"
CLOSED HEIGHT	52-1/2"	52-1/2"	50-1/2"	50-1/2"	48"	43"	42"	42"
OPEN LENGTH	23' 4"	23' 4"	21' 8"	23' 2"	20' 0"	17' 7"	15' 11"	14' 2"
OPEN HEIGHT	6' 3"	6' 3"	6' 3"	6' 3"	6' 3"	6' 5"	6' 3"	6' 3"
HITCH WEIGHT - POUNDS	175	170	160	150	145	120	110	105
AXLE WEIGHT - POUNDS	1,735	1,660	1,335	1,470	1,170	875	820	700
TIRE SIZE	13"	13"	10"	13"	10"	8"	8"	8"
SPARE TIRE	O	O	O	O	O	O	O	O
SPARE TIRE COVER	O	O	O	O	O	O	O	O
SPARE TIRE MOUNT AND BUMPER	S	S	S	S	S	O	O	O
HYDRAULIC BRAKES	O	O	O	O	O	O	O	O
TORSION AXLE	S	S	S	S	S	S	S	S
OPEN WHEEL WELL	S	S	S	S	S	S	S	S
WATER TANK - GALLON CAPACITY	16	10	10	10	10	5	5	5
CITY WATER HOOKUP	S	S	S	S	S	S	S	S
HOT WATER SYSTEM	S	O	—	O	—	—	—	—
SHOWER AND TOILET	S	—	—	—	—	—	—	—
DOMES LIGHTS	S	S	S	S	S	S	S	S
9-AMP 12-VOLT POWER CONVERTER	25-AMP	S	S	S	S	S	S	S
110-VOLT OUTSIDE RECEPTACLE	S	S	S	S	S	S	S	—
LP/12-VOLT REFRIGERATOR	S	O	O	O	O	—	—	—
TOP LOADING ICE CHEST	S	S	S	S	S	S	S	S
3-BURNER STOVE	S	S	S	S	S	(2)	(2)	(2)
IN/OUT STOVE	S	S	S	S	O	O	S	—
20-LB. GAS BOTTLE AND REGULATOR	S	S	S	S	S	S	S	S
12,000 OR 16,000 BTU FURNACE	O	O	O	O	O	O	O	O
LAMINATED CONSTRUCTION	S	S	S	S	S	S	S	S
ONE-PIECE UNDERCOATED FLOOR	S	S	S	S	S	S	S	S
RADIUS ROOF	S	S	S	S	S	S	S	—
ROOF VENT	S	S	S	S	S	S	S	—
AWNING RAIL	S	S	S	S	S	S	S	—
FRONT BED AREAS	72"	LB - 78" FG - 60"	60"	78"	53"	50"	48"	51"
REAR BED AREAS	60"	60"	LB - 78" RG - 60"	60"	LB - 72" RG - 53"	50"	48"	32"
DELUXE CUSHIONS AND MATTRESSES	S	S	S	S	S	S	S	S
WINDOW CURTAINS	S	S	S	S	O	O	O	O
BED END CURTAINS	O	O	O	O	O	O	O	O
VINYL TENT	S	S	S	S	S	S	S	S
SPRING LOADED LIFT ARMS	—	—	—	—	—	—	—	S
CRANK LIFT SYSTEM	S	S	S	S	S	S	S	—
AIR CONDITIONER 7,500 BTU CABINET INSTALLED	—	—	O	—	O	—	—	—
ROOF READY FOR AIR CONDITIONING	O	O	O	O	O	O	O	—
SLIDING STEP OR DELUXE STEP	O	O	O	O	O	O	O	O
CLOTHES RACK & SILVERWARE DRAWER UNDER TABLE	S	S	S	S	S	S	S	S
MIRRORED SCREEN DOOR	S	S	S	—	—	—	—	—
PATIO LIGHT	S	S	S	S	S	S	S	S
STAINLESS STEEL SINK	S	S	S	S	S	S	S	S
FIRE EXTINGUISHER	S	S	S	S	S	S	S	S
CANOPY IN A BAG	O	O	O	O	O	O	O	—
DELUXE SCREEN ROOM	O	O	O	O	O	O	O	—
STONE SHIELD	S	S	S	S	S	S	—	—

S = STANDARD O = OPTIONAL — = NOT AVAILABLE

ALL PALOMINOS BUILT TO COMPLY WITH RVI CODES, AND AMERICAN NATIONAL STANDARDS INSTITUTE REGULATIONS. SPECIFICATIONS SUBJECT TO CHANGE WITHOUT NOTICE. SPECIFICATIONS IN THIS BROCHURE ARE BASED ON INFORMATION AT TIME OF PUBLICATION. VANGUARD INDUSTRIES OF MICHIGAN, INC., RESERVES THE RIGHT TO MAKE CHANGES IN MATERIALS, COMPONENTS AND SPECIFICATIONS AND TO DISCONTINUE MODELS AT ANY TIME WITHOUT NOTICE OR OBLIGATION. DEPENDING ON MATERIALS, FROM TIME TO TIME, WEIGHTS MAY VARY PLUS OR MINUS FIVE PERCENT.



Palomino

Established in 1968
VANGUARD INDUSTRIES
OF MICHIGAN, INC.
Colon, Michigan 49040
Phone (616) 432-3271