

# The ISATA *Touring* Sedan



*Model 282RB with optional ribbon paint.*



*Model 280 master bedroom shown with optional cherry cabinets.*

*Spacious shower shown with sky dome.*



At Dynamax style and luxury are standard. The difference is freedom. People who want maneuverability are choosing the ISATA Touring Sedan. It's easier to drive and simpler to park. It surrounds you, inside and out, with elegant comfort. And when you fill up the gas tank...it takes you further...to the places you've always dreamed of.

The ISATA Touring Sedan is a unique combination of technology and craftsmanship with a selection of floorplans, lengths and appointments that are second to none. If living free and easy is right for you, try one on for size.

**DYNAMAX**   
CORPORATION

*Kitchen shown with rich, cherry cabinetry.  
Range, convection/microwave oven  
and exhaust hood are standard.  
Corian® countertops are optional.*





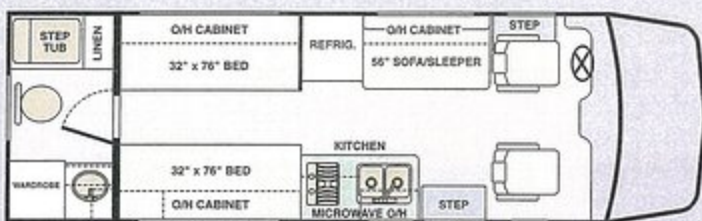
## Key Dimensions

Overall length: 262RB: 26 ft. 6 in. • 280: 28 ft. 6 in.  
282: 28 ft. 6 in. • 282RB: 28 ft. 6 in.

Interior headroom: 6 ft. 3 in. throughout

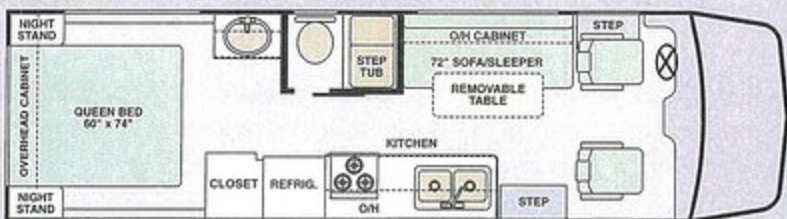
Exterior height: 9 ft. 6 in. (w/standard air)

Exterior width: 7 ft. 6 in. (excludes mirrors)



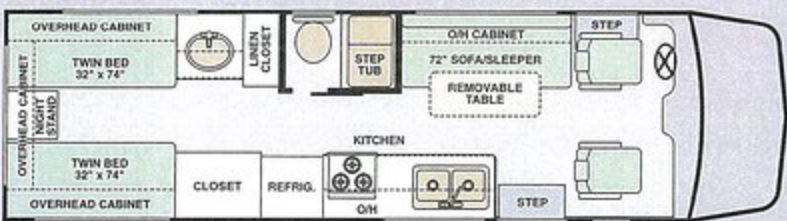
Model 262RB: Rear Bathroom, Twin Beds

Water Tank Capacities (gallons): Black: 22 • Gray: 30 • Fresh: 28



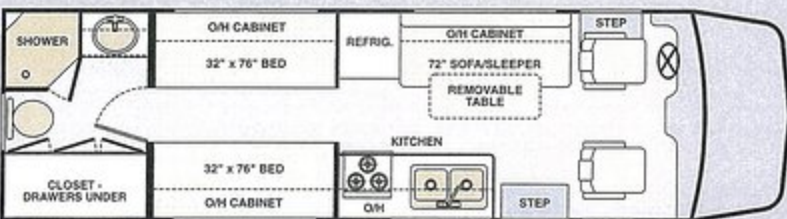
Model 280: Rear Bedroom, Island Queen Bed

Water Tank Capacities (gallons): Black: 32 • Gray: 30 • Fresh: 32



Model 282: Rear Bedroom, Twin Beds

Water Tank Capacities (gallons): Black: 32 • Gray: 30 • Fresh: 30



Model 282RB: Large Rear Bath, Twin Beds

Water Tank Capacities (gallons): Black: 22 • Gray: 30 • Fresh: 30

**DYNAMAX**  
CORPORATION

53103 Northland Drive ■ P.O. Box 1948  
Elkhart, Indiana 46515 ■ Phone: 1-888-295-7859  
Fax: 219-262-1099 ■ www.dynamaxcorp.com

Floor plans, features and specifications of the ISATA  
are subject to change without notice. ©2000

More steel, aluminum, welds and bolts, mean more strength, durability, and performance. Note how aluminum surrounds all through-wall openings; how steel surrounds the front passenger space.

- 6-way power driver's seat and passenger's seat
- Driver and passenger power windows
- Fan-Tastic vent in bath, reversible Fan-Tastic vent living area
- 15.1" flat panel display wall mount TV monitor
- Video cassette player
- Cable TV and telephone hook-ups
- Inside rear view mirror w/digital compass and thermometer
- Power entry step
- Lighted grab handle
- Heated and remote mirrors
- Projector-style driving and fog lights
- Tire valve extensions
- Extra-large flip up countertop
- Water heater w/electric ignitor
- Water pump switch in bath
- Winegard TV antenna w/booster
- Convection microwave oven
- Delta metal faucets
- Porcelain toilet
- Bilstein shocks
- Dual coach batteries
- 13,500 BTU ducted roof air conditioner
- Upgrade stereo w/4 speakers
- Lower panel accent paint
- Fold down step on front bumper
- Electronic ignition range
- Front and rear mudflaps
- European posi-lock cabinet latches
- Ride-Rite airbags on drive axle
- Fiberglass spare tire cover
- Steel screen door
- Rosen aircraft style visors
- Many other quality features

Optional U-shaped dinette w/removable table (upgrade for standard sofa & table) converts to provide additional sleeping accommodations (68" x 39"). (72" x 39" on models 242RB and 282RB).



Leading A Class Of Its Own.