


*the*  
***Pleasure-Way***  
*to travel*



*the*  
***Pleasure-Way***  
*to travel*







# The P I

## Introduction

From the moment you cast your eyes on the new Ford Excel by Pleasure-Way, you'll know you've found the right Van Motorhome for you.



At Pleasure-Way, we combine the versatility and freedom of driving a van with all the comforts and conveniences of your own home. Our commitment to quality and safety, as well as our dedication to intricate finishing, flawless hand-craftsmanship and contemporary color schemes culminates in one of the most popular Class "B" Motorhomes on the market today.

## The Ford Excel

The new Ford Excel is truly a marvel in engineering. The Excel is built on a Ford 350 chassis with a 9400 pound gross vehicle weight. A standard Triton V8, 5.4 litre engine offers both fuel economy and proven road performance. In order to facilitate the conversion process and to give you more interior room, Pleasure-Way lengthens the steel frame of the chassis and attaches a new fibreglass body. Pleasure-Way

paints all fibreglass on the chassis to provide extra durability and resistance to fading even though this is a more costly and time-consuming process. During the conversion process, Pleasure-Way retains all the original factory doors except one small side door. This door is removed to produce a more spacious kitchen, a roomy 31" center aisle, and a larger entry into the coach.



## The Private Bathroom

Whether you are traveling down the road or dining with friends, your privacy is guaranteed with the Excel's fully self-contained private bathroom. This feature, which is usually only found in larger motorhomes, showcases a Thetford flush toilet, a sit-down shower, a medicine cabinet, a handy second sink with vanity and 110-volt plug in.







# The P I

## Introduction

From the moment you cast your eyes on the new Ford Excel by Pleasure-Way, you'll know you've found the right Van Motorhome for you.



At Pleasure-Way, we combine the versatility and freedom of driving a van with all the comforts and conveniences of your own home. Our commitment to quality and safety, as well as our dedication to intricate finishing, flawless hand-craftsmanship and contemporary color schemes culminates in one of the most popular Class "B" Motorhomes on the market today.

## The Ford Excel

The new Ford Excel is truly a marvel in engineering. The Excel is built on a Ford 350 chassis with a 9400 pound gross vehicle weight. A standard Triton V8, 5.4 litre engine offers both fuel economy and proven road performance. In order to facilitate the conversion process and to give you more interior room, Pleasure-Way lengthens the steel frame of the chassis and attaches a new fibreglass body. Pleasure-Way

paints all fibreglass on the chassis to provide extra durability and resistance to fading even though this is a more costly and time-consuming process. During the conversion process, Pleasure-Way retains all the original factory doors except one small side door. This door is removed to produce a more spacious kitchen, a roomy 31" center aisle, and a larger entry into the coach.



## The Private Bathroom

Whether you are traveling down the road or dining with friends, your privacy is guaranteed with the Excel's fully self-contained private bathroom. This feature, which is usually only found in larger motorhomes, showcases a Thetford flush toilet, a sit-down shower, a medicine cabinet, a handy second sink with vanity and 110-volt plug in.





# Measure - W



## Living Made Easy

At Pleasure-Way, we strive to ensure that your home-away-from-home is stocked with every possible convenience. Whether you are fixing a snack or preparing a gourmet meal, you will appreciate your fully equipped kitchen. All floorplans include a large pantry, Dometic 3 cubic foot 3-way refrigerator, sink, Shur-Flo demand water

©Duo-Therm



Commitment to safety, quality

# e a s u r e - W



## Living Made Easy

At Pleasure-Way, we strive to ensure that your home-away-from-home is stocked with every possible convenience. Whether you are fixing a snack or preparing a gourmet meal, you will appreciate your fully equipped kitchen. All floorplans include a large pantry, Dometic 3 cubic foot 3-way refrigerator, sink, Shur-Flo demand water

Duo-Therm



## Commitment to safety, quality



# Way to Tr

system, microwave oven, two-burner LP stove and a cutting board sink cover. With 6'2" of interior headroom you'll never have to worry about ducking around the coach and the convenient swing-out TV cabinet ensures that you can watch TV while cooking or while relaxing in the comfortable front passenger captain's chair.



*King Size Bed Excel-TD & Excel-TS*



*Swing Out T.V. Cabinet*



quality and attention to detail

# Way to Tr

system, microwave oven, two-burner LP stove and a cutting board sink cover. With 6'2" of interior headroom you'll never have to worry about ducking around the coach and the convenient swing-out TV cabinet ensures that you can watch TV while cooking or while relaxing in the comfortable front passenger captain's chair.



*King Size Bed Excel-TD & Excel-TS*



*Swing Out T.V. Cabinet*



ality and attention to detail



# a v e l

*Excel-TD Twin Beds*



## **Safety & Quality**

Safety is our paramount concern at Pleasure-Way Industries Ltd. Our Van Motorhomes either meet or exceed all recommended safety guidelines within the industry. In Canada, all Pleasure-Way Van Motorhomes meet or exceed strict C.S.A. guidelines, and in the United States, all our Van Motorhomes bear the R.V.I.A. seal. During the FMVSS 216 roof crush resistance test, the Ford Excel withstood over a 15,525 pound load on the roof, far exceeding the safety requirement!

Our old-fashioned work ethic means that your Pleasure-Way Van Motorhome was built with the utmost of care and attention to detail. You will not find an assembly line at Pleasure-Way. The components of each van motorhome are individually constructed and installed by Pleasure-Way employees, who take great pride in their work. Though it

would be far less time-consuming and less costly to install pre-fabricated cabinets, Pleasure-Way's dedicated employees hand-craft and custom-install all of our components, from kitchen face frames to wall partitions. This meticulous process ensures a tight clean fit and a rattle-free ride.



*Roof Crush Resistance Testing*

It is our commitment to safety, quality and our attention to detail that clearly distinguishes Pleasure-Way from the rest.

# a v e l

*Excel-TD Twin Beds*



## **Safety & Quality**

Safety is our paramount concern at Pleasure-Way Industries Ltd. Our Van Motorhomes either meet or exceed all recommended safety guidelines within the industry. In Canada, all Pleasure-Way Van Motorhomes meet or exceed strict C.S.A. guidelines, and in the United States, all our Van Motorhomes bear the R.V.I.A. seal. During the FMVSS 216 roof crush resistance test, the Ford Excel withstood over a 15,525 pound load on the roof, far exceeding the safety requirement!

Our old-fashioned work ethic means that your Pleasure-Way Van Motorhome was built with the utmost of care and attention to detail. You will not find an assembly line at Pleasure-Way. The components of each van motorhome are individually constructed and installed by Pleasure-Way employees, who take great pride in their work. Though it

would be far less time-consuming and less costly to install pre-fabricated cabinets, Pleasure-Way's dedicated employees hand-craft and custom-install all of our components, from kitchen face frames to wall partitions. This meticulous process ensures a tight clean fit and a rattle-free ride.



*Roof Crush Resistance Testing*

It is our commitment to safety, quality and our attention to detail that clearly distinguishes Pleasure-Way from the rest.



# Comfort & Convenience Aboard

## Storage

At Pleasure-Way, we understand that storage space is a necessity, not a luxury. That is why Pleasure-Way mounts the fresh and grey water holding tanks and the optional generator underneath the floor of the coach. This optimizes all usable space for storage. For example, you will find a minimum of twenty-five cupboards and drawers in the interior of your Ford Excel and three exterior storage compartments (providing you do not have a generator). With all this extra space, you will always have room for more!



## User-Friendly Operation

Second only to your safety and the quality of our Van Motorhomes, your comfort and convenience are our primary concerns. We know that ease of operation plays a crucial role in the enjoyment of your van motorhome. With one central hook-up area located on the exterior of the chassis, Pleasure-Way ensures that life on the road could not be easier. Your LP fill, 110-volt shore power, cable TV and city water connections are all located behind the access door on the driver's side. The color-coded handles on the waste water disposal valves and the solid-colored water lines, are just two other innovations by Pleasure-Way that make your RVing life more enjoyable.



Convenience abounds inside your Ford Excel as well. Your auto-ignition water heater and furnace ignite at the flick of a switch. A monitor panel enables you to quickly and easily check the levels in your fresh, grey and black water holding tanks, in addition to monitoring the charge level in your battery.





# Comfort & Convenience Abound

## Storage

At Pleasure-Way, we understand that storage space is a necessity, not a luxury. That is why Pleasure-Way mounts the fresh and grey water holding tanks and the optional generator underneath the floor of the coach. This optimizes all usable space for storage. For example, you will find a minimum of twenty-five cupboards and drawers in the interior of your Ford Excel and three exterior storage compartments (providing you do not have a generator). With all this extra space, you will always have room for more!



## User-Friendly Operation

Second only to your safety and the quality of our Van Motorhomes, your comfort and convenience are our primary concerns. We know that ease of operation plays a crucial role in the enjoyment of your van motorhome. With one central hook-up area located on the exterior of the chassis, Pleasure-Way ensures that life on the road could not be easier. Your LP fill, 110-volt shore power, cable TV and city water connections are all located behind the access door on the driver's side. The color-coded handles on the waste water disposal valves and the solid-colored water lines, are just two other innovations by Pleasure-Way that make your RVing life more enjoyable.



Convenience abounds inside your Ford Excel as well. Your auto-ignition water heater and furnace ignite at the flick of a switch. A monitor panel enables you to quickly and easily check the levels in your fresh, grey and black water holding tanks, in addition to monitoring the charge level in your battery.





# Coach Specifications

- Dometic 3-way Refrigerator 3 cu. ft.
- Microwave Oven
- 2 Burner LP Stove
- 16,000 BTU Auto Ignite Furnace
- Thetford Flush Toilet
- Shur-flo Demand Water System
- Suburban 6 gal Auto Ignite Water Heater
- Interior Height 6' 2"
- Medicine Cabinet
- Second Sink
- Shower
- Smoke Detector
- CO Detector
- Fire Extinguisher
- LP Detector
- Fan-tastic Fan
- Slide Out Auxiliary Battery
- 110V/12V/40 Amp Converter
- Monitor Panel
- Fresh Water Tank 24 U.S. Gal / 90 L
- Grey Water Tank 16 U.S. Gal / 60 L
- Black Water Tank 12 U.S. Gal / 45 L
- Propane Tank 8 U.S. Gal / 30 L
- Locking Fresh Water Fill

- Driver Captain Chair Reclines
- Pass Captain Chair Reclines & Swivels
- Twin Beds 29.5" x 72" & 29.5" x 74"
- King Size Bed 72" x 81"
- Frameless Awning Style Windows
- Extra Cocktail Table
- Convenient Utility Hook-Up Center
- Padded Engine Cover
- Porch Light
- Cable TV Hook-Up
- Hide-A-Tenna TV Antenna with Booster
- Water Heater By-Pass
- Fibreglass Running Boards
- 3 Exterior Storage Compartments (unless generator is installed then there is two)
- Rear Air Ride Helper Springs
- Auxiliary Battery Disconnect
- 3 year, 36,000 mile Coach Warranty (appliances are covered by their respected manufacturers warranty)
- Exterior Height 9' (inc. roof air)
- Length 20' Bumper to Bumper
- Width 7'3" (8' including side mirrors)

## Ford Chassis Specs

- 5.4 L EFI V8 engine c/w overdrive
- 9400 lb. G.V.W.R.
- 3.73 Rear Axle
- Air Conditioning
- Power Windows
- Power Locks
- Power Side Mirrors
- Auxiliary 12V Outlet
- Tilt Steering
- Cruise Control

- 4-Wheel Anti-lock Brakes
- Remote Keyless Entry
- Driver & Passenger Side Air Bags
- CD/AM/FM/ Radio with Cassette
- Sport Wheel Covers
- LT245/75R x 16E BSW All Season Tires
- 255 Horsepower @ 4500 rpm
- 350 lb. Ft. Torque @ 2500 rpm
- 24 hour Roadside Assistance
- 3 year 36,000 mile / 60,000 km Warranty

## Optional Equipment

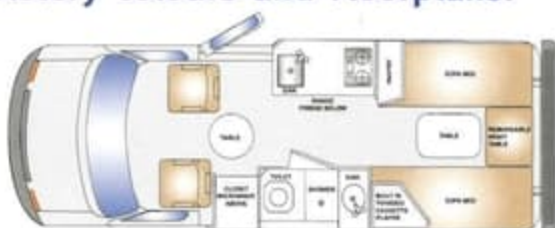
- Penguin 11,000 Roof Air
- Generator Prep
- Onan 2.8kw Microlite Generator
- 11' Awning
- 13" 12V Colour TV/VCP
- V10 Engine

- Electric Sofa
- European White Cabinetry
- Coffee Maker
- Bug Deflector
- Exterior Shower

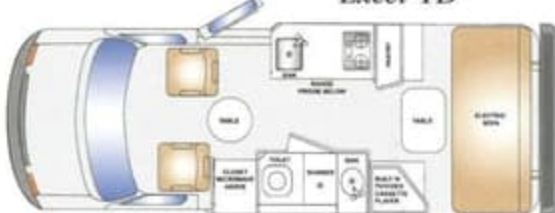
Choose from three exciting upholstery colours and Floorplans!

## Various Floorplans

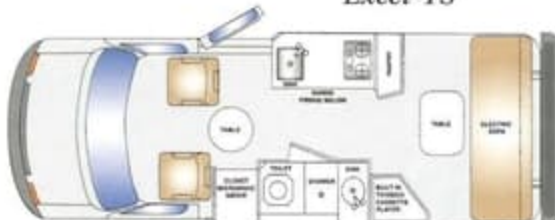
The Ford Excel is available in three different floorplans. The TD, TS & RD all share the same great features with your choice of rear sleeping arrangements. The TD offers you flexibility and choice with the option of having two single beds (approx. 29" x 72" and 29" x 74") or a king-size bed. The TS, with the electric sofa, provides the same sleeping arrangements as the TD, but the addition of the electric sofa in the TS provides the added benefit of two rear three-point seat belts for extra passengers. The RD, with the tri-fold electric sofa, comes complete with a full 54"X81" double bed and two three-point seatbelts, as well as supplying additional storage in the TV cabinet and below the pantry. The choice of floorplans is yours, but, at Pleasure-Way, we strive to ensure it is not an easy one!



Excel-TD



Excel-TS



Excel-RD





# Coach Specifications

- Dometic 3-way Refrigerator 3 cu. ft.
- Microwave Oven
- 2 Burner LP Stove
- 16,000 BTU Auto Ignite Furnace
- Thetford Flush Toilet
- Shur-flo Demand Water System
- Suburban 6 gal Auto Ignite Water Heater
- Interior Height 6' 2"
- Medicine Cabinet
- Second Sink
- Shower
- Smoke Detector
- CO Detector
- Fire Extinguisher
- LP Detector
- Fan-tastic Fan
- Slide Out Auxiliary Battery
- 110V/12V/40 Amp Converter
- Monitor Panel
- Fresh Water Tank 24 U.S. Gal / 90 L
- Grey Water Tank 16 U.S. Gal / 60 L
- Black Water Tank 12 U.S. Gal / 45 L
- Propane Tank 8 U.S. Gal / 30 L
- Locking Fresh Water Fill

- Driver Captain Chair Reclines
- Pass Captain Chair Reclines & Swivels
- Twin Beds 29.5" x 72" & 29.5" x 74"
- King Size Bed 72" x 81"
- Frameless Awning Style Windows
- Extra Cocktail Table
- Convenient Utility Hook-Up Center
- Padded Engine Cover
- Porch Light
- Cable TV Hook-Up
- Hide-A-Tenna TV Antenna with Booster
- Water Heater By-Pass
- Fibreglass Running Boards
- 3 Exterior Storage Compartments (unless generator is installed then there is two)
- Rear Air Ride Helper Springs
- Auxiliary Battery Disconnect
- 3 year, 36,000 mile Coach Warranty (appliances are covered by their respected manufacturers warranty)
- Exterior Height 9' (inc. roof air)
- Length 20' Bumper to Bumper
- Width 7'3" (8' including side mirrors)

*Sand*



*Jade*



*Blue*



## Ford Chassis Specs

- 5.4 L EFI V8 engine c/w overdrive
- 9400 lb. G.V.W.R.
- 3.73 Rear Axle
- Air Conditioning
- Power Windows
- Power Locks
- Power Side Mirrors
- Auxiliary 12V Outlet
- Tilt Steering
- Cruise Control

- 4-Wheel Anti-lock Brakes
- Remote Keyless Entry
- Driver & Passenger Side Air Bags
- CD/AM/FM/ Radio with Cassette
- Sport Wheel Covers
- LT245/75R x 16E BSW All Season Tires
- 255 Horsepower @ 4500 rpm
- 350 lb. Ft. Torque @ 2500 rpm
- 24 hour Roadside Assistance
- 3 year 36,000 mile / 60,000 km Warranty

## Optional Equipment

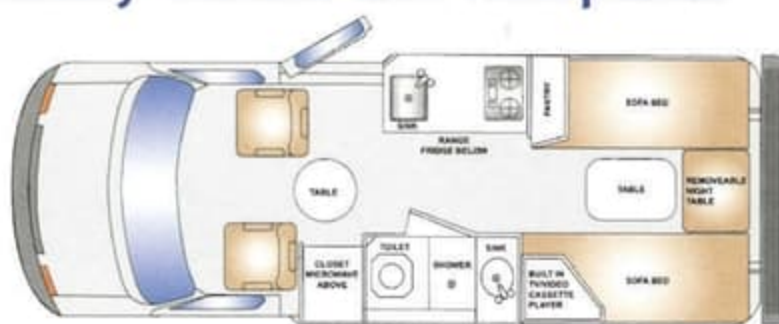
- Penguin 11,000 Roof Air
- Generator Prep
- Onan 2.8kw Microlite Generator
- 11' Awning
- 13" 12V Colour TV/VCP
- V10 Engine

- Electric Sofa
- European White Cabinetry
- Coffee Maker
- Bug Deflector
- Exterior Shower

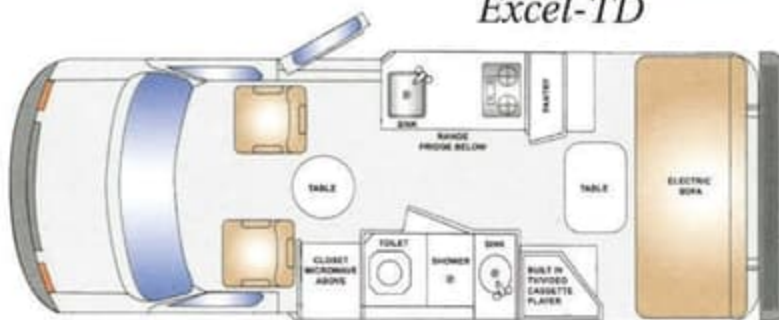
**Choose from three exciting upholstery colours and Floorplans!**

### Various Floorplans

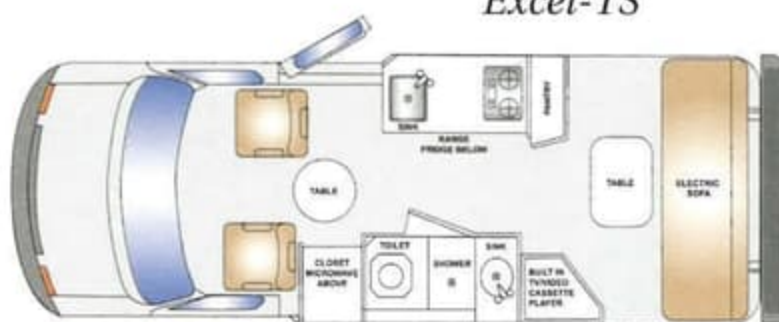
The Ford Excel is available in three different floorplans. The TD, TS & RD all share the same great features with your choice of rear sleeping arrangements. The TD offers you flexibility and choice with the option of having two single beds (approx. 29" x 72" and 29" x 74") or a king-size bed. The TS, with the electric sofa, provides the same sleeping arrangements as the TD, but the addition of the electric sofa in the TS provides the added benefit of two rear three-point seat belts for extra passengers. The RD, with the tri-fold electric sofa, comes complete with a full 54"X81" double bed and two three-point seatbelts, as well as supplying additional storage in the TV cabinet and below the pantry. The choice of floorplans is yours, but, at Pleasure-Way, we strive to ensure it is not an easy one!



*Excel-TD*



*Excel-TS*



*Excel-RD*



# The Pleasure-Way Travel Club



*Come Join the Pleasure-Way Family*

Pleasure-Way's Travel Club is another opportunity for you to enjoy the RV lifestyle. Every new Pleasure-Way buyer becomes an automatic member of the North American-wide Pleasure-Way Travel Club. As a new member of the Pleasure-Way family, you will receive free quarterly newsletters, and opportunities to participate in rallies and other adventures.



## Please Note:

All Pleasure-Way Van Motorhomes in Canada are C.S.A. Certified, and may exceed the approved installation criteria.

All Pleasure-Way Van Motorhomes in the United States bear the R.V.I.A. seal of approval, and may exceed the individual state requirements.

Due to our policy of continuous improvements, Pleasure-Way reserves the right to make product changes at any time without prior notice and without incurring obligations.

Some motorhomes depicted in this brochure may be shown with optional equipment. Some limitations may apply when deleting or adding certain options. Please see your dealer for additional information or contact Pleasure-Way Industries Ltd.

## 2002 Ford Warranty

Basic warranty coverage 3 years or 60,000 km\*/in the United States it would read 3 years or 36,000 miles\*. This covers all factory installed parts except tires, wiper blades, brakes (rotors, pads, linings, drums) and clutch discs. Tires are covered by the tire manufacturer, and the other excluded parts are covered for 1 year or 20,000 km\*/12,000 miles\*.

Roadside Assistance for 3 years or 60,000 km\*/36,000 miles\*. A 24 hour toll free telephone number puts towing, fuel delivery, lock-out assistance, tire changes and jump-starting at your fingertips from any location in Canada or the U.S.

*\* Whichever comes first*

Pleasure-Way Van Motorhomes offer a 3 year or 60,000 km/36,000 mile limited warranty. This covers all craftsmanship entailed in the manufacturing of the motorhome only. This does not include the chassis or appliances. All appliances are covered by the individual warranties offered by their respective manufacturers.

## **Pleasure-Way**

302 Portage Ave.  
Saskatoon, Saskatchewan S7J 4C6  
Tel: (306) 934-6578 Fax: (306) 934-7085

AUTHORIZED DEALER:



Printed in Canada

# The Pleasure-Way Travel Club



*Come Join the Pleasure-Way Family*

Pleasure-Way's Travel Club is another opportunity for you to enjoy the RV lifestyle. Every new Pleasure-Way buyer becomes an automatic member of the North American-wide Pleasure-Way Travel Club. As a new member of the

Pleasure-Way family, you will receive free quarterly newsletters, and opportunities to participate in rallies and other adventures.



## Please Note:

All Pleasure-Way Van Motorhomes in Canada are C.S.A. Certified, and may exceed the approved installation criteria.

All Pleasure-Way Van Motorhomes in the United States bear the R.V.I.A. seal of approval, and may exceed the individual state requirements.

Due to our policy of continuous improvements, Pleasure-Way reserves the right to make product changes at any time without prior notice and without incurring obligations.

Some motorhomes depicted in this brochure may be shown with optional equipment. Some limitations may apply when deleting or adding certain options. Please see your dealer for additional information or contact Pleasure-Way Industries Ltd.

## 2002 Ford Warranty

**Basic warranty coverage 3 years or 60,000 km\*/in the United States it would read 3 years or 36,000 miles\*.** This covers all factory installed parts except tires, wiper blades, brakes (rotors, pads, linings, drums) and clutch discs. Tires are covered by the tire manufacturer, and the other excluded parts are covered for 1 year or 20,000 km\*/12,000 miles\*.

**Roadside Assistance for 3 years or 60,000 km\*/36,000 miles\*.** A 24 hour toll free telephone number puts towing, fuel delivery, lock-out assistance, tire changes and jump-starting at your fingertips from any location in Canada or the U.S.

*\* Whichever comes first*

Pleasure-Way Van Motorhomes offer a 3 year or 60,000 km/36,000 mile limited warranty. This covers all craftsmanship entailed in the manufacturing of the motorhome only. This does not include the chassis or appliances. All appliances are covered by the individual warranties offered by their respective manufacturers.

# **Pleasure-Way**

302 Portage Ave.  
Saskatoon, Saskatchewan S7J 4C6  
Tel: (306) 934-6578 Fax: (306) 934-7085

**AUTHORIZED DEALER:**



Printed in Canada