

FLOOR PLANS



A3608FW



A3618FW



New A3619FB



TRIPLE E QUALITY



Unparalleled craftsmanship



Triple E is located in the centre of Canada – in one of the most extreme climates in North America. Customers can thus be confident that our

products have truly been put to the test when it comes to the elements.

Much of what you see in our products is built on site to our highest standards. In our plant you'll find an impressive, progressive production facility complete with welding shop, paint shop, fibreglass and mold shop, sewing department, and cabinet manufacturing department.



Structural integrity and durability are critical in every unit we produce – to the smallest of details. For example, cabinetry is constructed with screws rather than staples. It's the little things that make a big difference.

All Triple E products are built to CSA (Canadian Standards Association) or

RVIA (Recreational Vehicle Industry Association) Standards. Triple E was one of the first RV manufacturers to obtain the ISO 9002 certification – your assurance of the careful construction and high quality materials that are part and parcel of every Triple E unit.



P.O. Box 1230, Winkler, MB
Canada R6W 4C4
Tel: (204) 325-4361
Fax: (204) 325-5241
www.tripleerv.com
TAKE FREEDOM Further

Triple E is proud to offer a
2 YEAR LIMITED WARRANTY
on structure as well as most major components.
Please see your dealer for further details.



This combination of labels assures the purchaser that the manufacturer has met or surpassed CSA-CRVA-RVIA standards covering electrical services, gas services, plumbing services, and vehicular safety.

Signature Motorhomes exceed 96 inches in width. In some states, 96 inches is the maximum width of vehicles travelling some or all state roads. It is the responsibility of the owner to be familiar with the road usage laws of the states in which you travel.


COACH NET

Triple E is a proud partner of Coach Net, an extensive support program providing complete and fully paid roadside assistance, emergency road service, and special warranty support benefits that follow you throughout Canada and the U.S. Service is free for the first year of ownership and available at a nominal fee for subsequent years.

Coach Net's 24-hour Customer Care includes:

- Emergency roadside assistance - including tow vehicle
- Toll free technician hotline for operation and service support
- Toll free nationwide service appointment assistance
- Free custom trip routing and colour maps
- Warranty service at over 6,800 locations throughout North America
- Benefits such as free jump starts, tire changes, fuel delivery, and lock out service

Brochure pictures may be shown with optional equipment.

 Full of possibilities. Full of life. View the entire family of Triple E products at www.tripleerv.com.



Signature

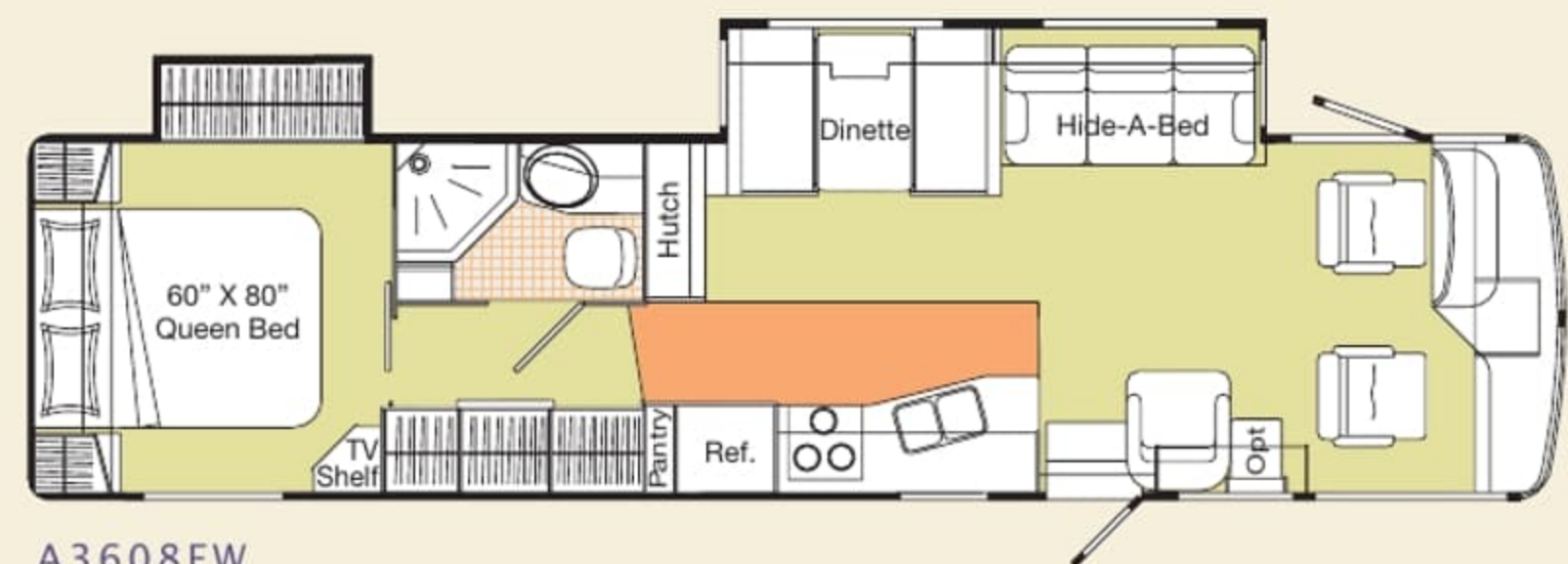


SIGNATURE 2004

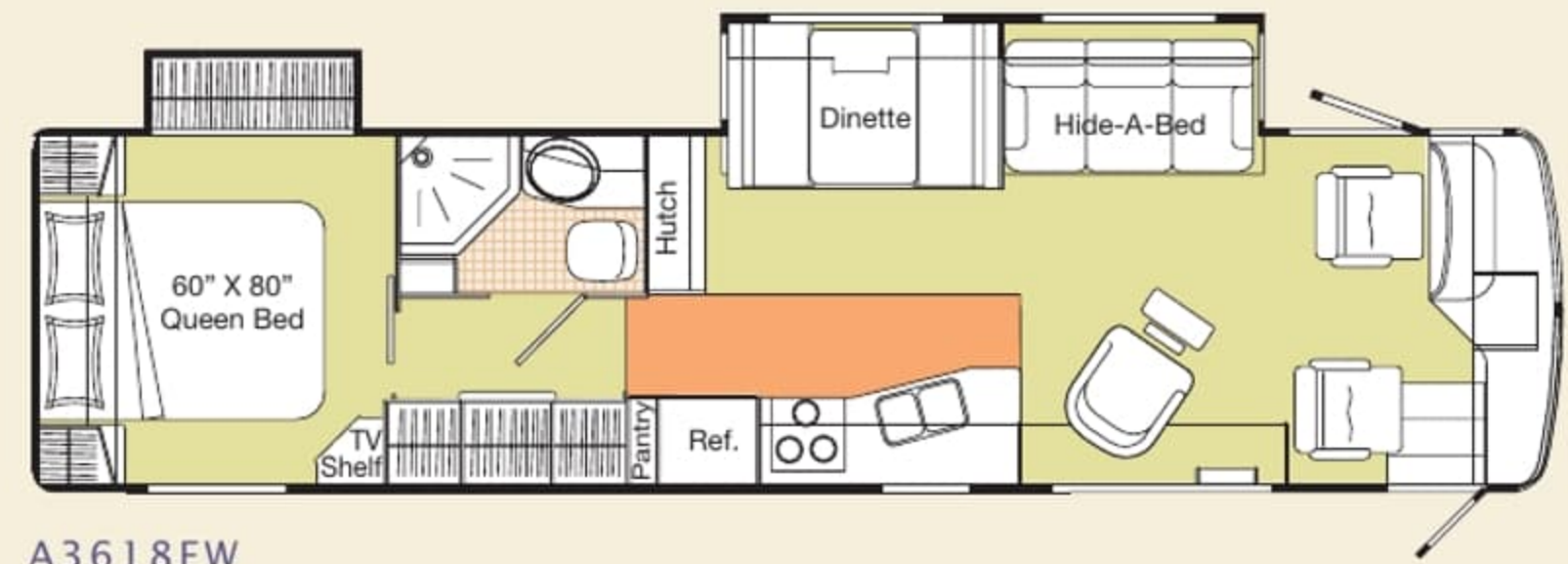
TAKE FREEDOM *Further*



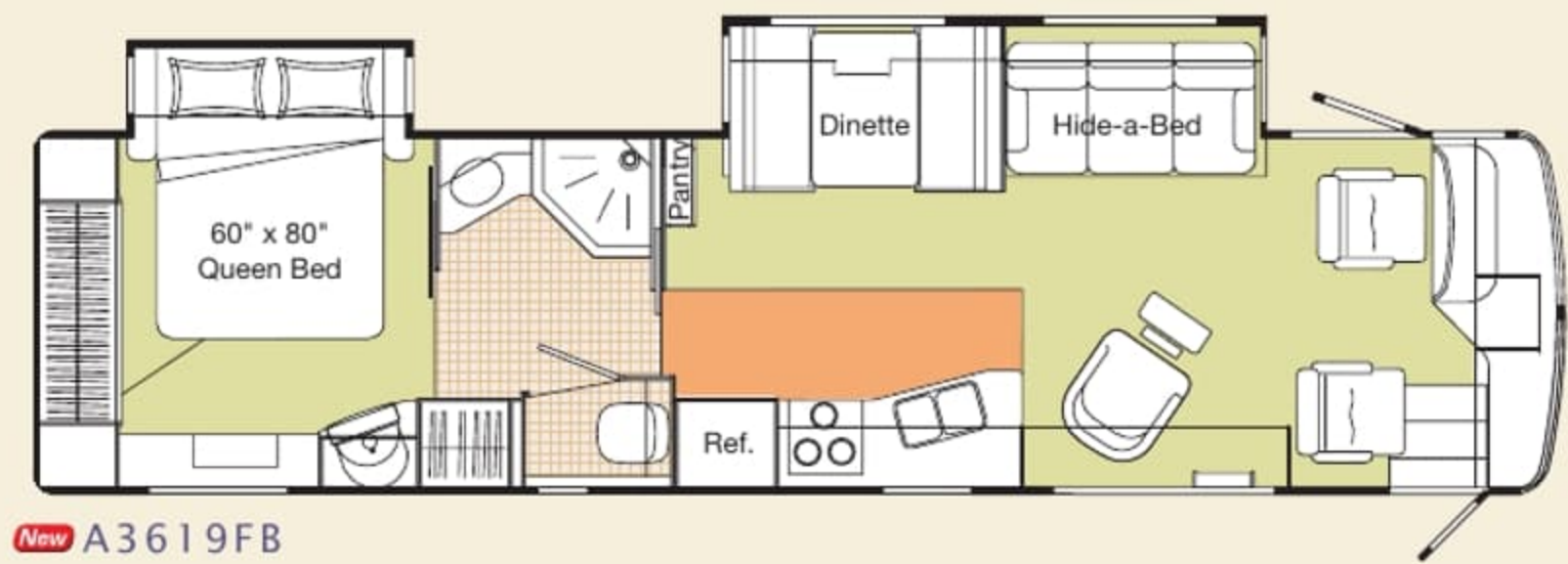
FLOOR PLANS



A3608FW



A3618FW



New A3619FB



TRIPLE E QUALITY



Unparalleled craftsmanship



Triple E is located in the centre of Canada – in one of the most extreme climates in North America. Customers can thus be confident that our

products have truly been put to the test when it comes to the elements.

Much of what you see in our products is built on site to our highest standards. In our plant you'll find an impressive, progressive production facility complete with welding shop, paint shop, fibreglass and mold shop, sewing department, and cabinet manufacturing department.



Structural integrity and durability are critical in every unit we produce – to the smallest of details. For example, cabinetry is constructed with screws rather than staples. It's the little things that make a big difference.

All Triple E products are built to CSA (Canadian Standards Association) or

RVIA (Recreational Vehicle Industry Association) Standards. Triple E was one of the first RV manufacturers to obtain the ISO 9002 certification – your assurance of the careful construction and high quality materials that are part and parcel of every Triple E unit.



P.O. Box 1230, Winkler, MB
Canada R6W 4C4
Tel: (204) 325-4361
Fax: (204) 325-5241
www.tripleerv.com
TAKE FREEDOM Further

Triple E is proud to offer a
2 YEAR LIMITED WARRANTY
on structure as well as most major components.
Please see your dealer for further details.



This combination of labels assures the purchaser that the manufacturer has met or surpassed CSA-CRVA-RVIA standards covering electrical services, gas services, plumbing services, and vehicular safety.

Signature Motorhomes exceed 96 inches in width. In some states, 96 inches is the maximum width of vehicles travelling some or all state roads. It is the responsibility of the owner to be familiar with the road usage laws of the states in which you travel.

COACH NET

Triple E is a proud partner of Coach Net, an extensive support program providing complete and fully paid roadside assistance, emergency road service, and special warranty support benefits that follow you throughout Canada and the US. Service is free for the first year of ownership and available at a nominal fee for subsequent years.

Coach Net's 24-hour Customer Care includes:

- Emergency roadside assistance - including tow vehicle
- Toll free technician hotline for operation and service support
- Toll free nationwide service appointment assistance
- Free custom trip routing and colour maps
- Warranty service at over 6,800 locations throughout North America
- Benefits such as free jump starts, tire changes, fuel delivery, and lock out service

Brochure pictures may be shown with optional equipment.

Full of possibilities. Full of life. View the entire family of Triple E products at www.tripleerv.com.

Signature



SIGNATURE 2004



TAKE FREEDOM *Further*





COME HOME TO FREEDOM


















































































































































Chase the rainbow. Follow a shooting star. Pursue the sun. Inspiration is everywhere across this great land. All you have to do is find it!

A3619FB shown with Aqua Mist Décor >>








































SPECIFICATIONS




















S = Standard  = Option  = New for 2004

	A3608FW	A3618FW	A3619FB
GALLEY			
Coffee Maker			
Cook Top - Recessed with High Output Burners			
Countertop - Laminate with Solid Surface Edging, Stainless Steel Sink with Flush Sink Covers			
 Countertop - Solid Surface Counter in Galley			
Cover - Recessed Bi-fold Range Cover			
Flooring - Hardwood Flooring in Galley			
Micro/Convection Oven - (OTR) with 110 V Range Hood and Light			
Oven - LP Gas			
 Refrigerator - Dometic LP/Electric 8 cu ft with Temperature Control			
 Refrigerator - Dometic 2-Door, Gas/Electric with Ice Maker & Black Stainless Doors (10 cu ft)			
 Refrigerator Inserts - Raised Sculptured Solid Oak Fridge Inserts (N/A with 10 cu ft fridge option)			
LAVATORY			
Cabinet - Oak Medicine Cabinet with Mirror			
 Fan - Thermostatically Controlled (Non Reversible) Ceiling Fan in Lavatory or Toilet Room			
 Fan - Thermostatically Controlled (Non Reversible) Ceiling Fan in Shower Area			
Skylight - Shower Compartment			
 Toilet - Bravura Single Pedal Deep Bowl			
Tub/Shower - One-Piece Fibreglass Tub/Shower			
Window - with Valance and Venetian Blind in Toilet Room			
ENTERTAINMENT			
CB Antenna - Includes Coax Lead in under Dash			
 DVD Player with Upgrade to Premium Switch Box			
Master Control - Audio/Video Master Control Switch Box			
Prewire - for AC or DC Bedroom TV			
 Prewire - Satellite Dish (with 12V, 110V Power and KVH Cable)			
Radio Monoplex System			
 Satellite Dish - KVH LF in Motion - without Receiver			
 Satellite Dish - KVH SF Automatic - without Receiver			
 Satellite Dish - Winegard with Electronic Elevation Sensor			
 Stereo - AM/FM Cassette/CD - 80 Watt			
Stereo - AM/FM CD in Dash Stereo with Big Buttons - 80 Watt			
Stereo - AM/FM CD Stereo with 6-Stack in Dash CD Changer with Big Buttons - 80 Watt			
Stereo - AM/FM CD Stereo in Bedroom with Alarm Clock			
Stereo - DHS Mobile Theatre System with AM/FM CD Stereo with 6 Stack in Dash CD Changer with Big Buttons			
Stereo - Exterior AM/FM - CD Stereo with Shielded Speakers			
Telephone & Cable TV Hook-up - Exterior			
TV - AC 20" Exterior TV in Baggage Compartment with Slide-out Tray			
TV - AC 20" Colour Stereo TV with Remote in Bedroom			
TV - AC 20" Colour Stereo TV with Remote in Overhead Cabinet			
TV - DC 13" Colour with Remote in Oak Cabinet in Bedroom			
TV Antenna - Roof Top Retractable Antenna with Booster with Dash Mounted "Antenna Up" Light			
 VCR - AC Video Cassette Recorder			
HEATING VENTILATING AND AIR CONDITIONING			
Air Conditioner - Dual Ducted (2) 13,500 BTU with Heat Strip			
Fan - Thermostatically Controlled Fan in Living Area			
Furnace - 40,000 BTU Central Furnace with Electronic Ignition			
Heater - Dual Rear Auxilliary Automotive Heaters with Electric Valve			

ELECTRICAL

Alarm System with Motion Detector			
Batteries - Deep Cycle Coach Batteries- 2 X 6 volt			
Bi-Directional Isolator Relay Delay (BIRD) Battery Charging			
 Generator - 6.5 KW Onan Liquid LP Gas Marquis on Slide-out Tray with Dash Mounted Hour Meter			
 Generator - 7.5 KW Onan Quiet Diesel on Slide-out Tray with Dash Mounted Hour Meter			
 Inverter - 2000 Watt Inverter with 100 Amp Charger with Upgrade to 4 x 6 Volt Batteries			
Panel - 50 Amp Electrical Service with Energy Management System			
Prewire - 110 V/12 V Receptacles in Baggage Compartment (Freezer Prep)			
 Pre-wire - for Solar Panel			
Switch - 3-Way Water Pump Switch			
Switch - Electronic Battery Disconnect (Coach Batteries)			

PLUMBING AND LP SYSTEMS




Black Tank Flush System			
Holding Tanks - Enclosed and Insulated, Dual Heated Waste Holding Tanks			
LP Tank - Easy Access Propane Tank			
Prep. Package for Washer/Dryer			
Systems Monitor Panel			
Valve - Water Heater By-Pass			
Water Heater - Electronic Ignition LP/Electric/Motoraid Water Heater (10 gal.)			
 Water Purifier - Faucet in Galley			
Water Tank - Enclosed and Insulated, Dual Heated Fresh Water Tank			
Water Tank Fill and Bleach Port			
Winterization System with Potable Antifreeze Tank			

SYSTEMS

Freezer/Refrigerator - On Slide-out Tray 1.38 cu ft (AC/DC)			
 Rearview Camera/Monitor - Color LCD Display Mounted in Dash			
Vacuum - Central Vacuum with Outlet in Baggage Compartment			
Washer/Dryer (vented)			

Factory P.D.I.

OPTIONAL AWNING PACKAGES

 Awning - Weathershield Equipped A&E 2 Step - Acrylic (length shown)	181818
Awning - Weathershield Equipped A&E Elite Slide Topper (Number of Awnings shown)	2 2 2
 Awning - Weathershield Equipped A&E Elite Window Awnings (Main Slide Windows & Bedroom Window)	2 2 2
 Awning - Weathershield Equipped Weatherpro Power - Acrylic with Remote & Wind Sensor (length shown)	181818

Product improvement is a continuing process at Triple E Recreational Vehicles. Thus, we reserve the right to change specifications on any or all products without prior notice, errors and omissions excepted. Triple E Recreational Vehicles is under no obligation to undertake modification to units manufactured prior to changes on specifications.

GVWR GROSS VEHICLE WEIGHT RATING means the maximum permissible weight of this motorhome. The GVWR is equal to or greater than the sum of the unloaded vehicle weight (UVW) plus the net carrying capacity (NCC).

UVW UNLOADED VEHICLE WEIGHT means the weight of the motorhome as built at the factory with full fuel, engine oil, and coolants. The UVW does not include cargo, fresh water, LP gas, occupants, or factory or dealer installed accessories.

NCC NET CARRYING CAPACITY means the maximum weight of all occupants, including the driver, personal belongings, food, fresh water, LP gas, tools, tongue weight of towed vehicle, factory and dealer installed accessories, etc., that can be carried by this motorhome. NCC is equal to or less than GVWR minus UVW.

NOTE: Please see your dealer for weights of factory installed options.

SIGNATURE 2004	A3608FW	A3618FW	A3619FB
GVWR - lbs (kg)	29,410 (13,338)	29,410 (13,338)	29,410 (13,338)
UVW - lbs (kg)	21,686 (9837)	22,036 (10,016)	22,697 (10,317)
NCC - lbs (kg)	7,724 (3504)	7,374 (3,352)	6,713 (3,051)
Wheelbase - in (mm)	228" (5,791)	228" (5,791)	228" (5,791)
Length - ft (mm)	36'9" (11,201)	36'9" (11,201)	36'9" (11,201)
Width - ft (mm)	8'4" (2,534)	8'4" (2,534)	8'4" (2,534)
Height Incl. A/C- ft (mm)	12'1" (3,683)	12'1" (3,683)	12'1" (3,683)
*Water Tank Cap. - gal (l)	102 (386)	102 (386)	102 (386)
Holding Tank Cap. Grey. Cap. - gal (l)	57 (216)	57 (216)	57 (216)
Holding Tank Cap. Black - gal (l)	57 (216)	57 (216)	57 (216)
Fuel Cap. - gal (l)	100 (379)	100 (379)	100 (379)
Propane Cap. - gal (l)	32 (121)	32 (121)	32 (121)

*Includes 10 gallon water heater

All capacities in US gallons



1 Built into the stylish front fiberglass mask is a retractable propane generator.



2 For added elegance and flexibility, opt for the stand alone table and chairs instead of the fixed dinette. Available in oak or maple.



COME HOME TO FREEDOM

Chase the rainbow. Follow a shooting star. Pursue the sun. Inspiration is everywhere across this great land. All you have to do is find it!

A3619FB shown with Aqua Mist Décor >>



S = Standard = Option = New for 2004

	A3608FW	A3618FW	A3619FB
GALLEY			
Coffee Maker			
Cook Top - Recessed with High Output Burners			
Countertop - Laminate with Solid Surface Edging, Stainless Steel Sink with Flush Sink Covers			
Countertop - Solid Surface Counter in Galley			
Cover - Recessed Bi-fold Range Cover			
Flooring - Hardwood Flooring in Galley			
Micro/Convection Oven - (OTR) with 110 V Range Hood and Light			
Oven - LP Gas			
Refrigerator - Dometic LP/Electric 8 cu ft with Temperature Control			
Refrigerator - Dometic 2-Door, Gas/Electric with Ice Maker & Black Stainless Doors (10 cu ft)			
Refrigerator Inserts - Raised Sculptured Solid Oak Fridge Inserts (N/A with 10 cu ft fridge option)			
LAVATORY			
Cabinet - Oak Medicine Cabinet with Mirror			
Fan - Thermostatically Controlled (Non Reversible) Ceiling Fan in Lavatory or Toilet Room			
Fan - Thermostatically Controlled (Non Reversible) Ceiling Fan in Shower Area			
Skylight - Shower Compartment			
Toilet - Bravura Single Pedal Deep Bowl			
Tub/Shower - One-Piece Fibreglass Tub/Shower			
Window - with Valance and Venetian Blind in Toilet Room			
ENTERTAINMENT			
CB Antenna - Includes Coax Lead in under Dash			
DVD Player with Upgrade to Premium Switch Box			
Master Control - Audio/Video Master Control Switch Box			
Prewire - for AC or DC Bedroom TV			
Prewire - Satellite Dish (with 12V, 110V Power and KVH Cable)			
Radio Monoplex System			
Satellite Dish - KVH LF in Motion - without Receiver			
Satellite Dish - KVH SF Automatic - without Receiver			
Satellite Dish - Winegard with Electronic Elevation Sensor			
Stereo - AM/FM Cassette/CD - 80 Watt			
Stereo - AM/FM CD in Dash Stereo with Big Buttons - 80 Watt			
Stereo - AM/FM CD Stereo with 6-Stack in Dash CD Changer with Big Buttons - 80 Watt			
Stereo - AM/FM CD Stereo in Bedroom with Alarm Clock			
Stereo - DHS Mobile Theatre System with AM/FM CD Stereo with 6 Stack in Dash CD Changer with Big Buttons			
Stereo - Exterior AM/FM - CD Stereo with Shielded Speakers			
Telephone & Cable TV Hook-up - Exterior			
TV - AC 20" Exterior TV in Baggage Compartment with Slide-out Tray			
TV - AC 20" Colour Stereo TV with Remote in Bedroom			
TV - AC 20" Colour Stereo TV with Remote in Overhead Cabinet			
TV - DC 13" Colour with Remote in Oak Cabinet in Bedroom			
TV Antenna - Roof Top Retractable Antenna with Booster with Dash Mounted "Antenna Up" Light			
VCR - AC Video Cassette Recorder			
HEATING VENTILATING AND AIR CONDITIONING			
Air Conditioner - Dual Ducted (2) 13,500 BTU with Heat Strip			
Fan - Thermostatically Controlled Fan in Living Area			
Furnace - 40,000 BTU Central Furnace with Electronic Ignition			
Heater - Dual Rear Auxilliary Automotive Heaters with Electric Valve			

ELECTRICAL

Alarm System with Motion Detector			
Batteries - Deep Cycle Coach Batteries- 2 X 6 volt			
Bi-Directional Isolator Relay Delay (BIRD) Battery Charging			
Generator - 6.5 KW Onan Liquid LP Gas Marquis on Slide-out Tray with Dash Mounted Hour Meter			
Generator - 7.5 KW Onan Quiet Diesel on Slide-out Tray with Dash Mounted Hour Meter			
Inverter - 2000 Watt Inverter with 100 Amp Charger with Upgrade to 4 x 6 Volt Batteries			
Panel - 50 Amp Electrical Service with Energy Management System			
Prewire - 110 V/12 V Receptacles in Baggage Compartment (Freezer Prep)			
Pre-wire - for Solar Panel			
Switch - 3-Way Water Pump Switch			
Switch - Electronic Battery Disconnect (Coach Batteries)			

PLUMBING AND LP SYSTEMS

Black Tank Flush System			
Holding Tanks - Enclosed and Insulated, Dual Heated Waste Holding Tanks			
LP Tank - Easy Access Propane Tank			
Prep. Package for Washer/Dryer			
Systems Monitor Panel			
Valve - Water Heater By-Pass			
Water Heater - Electronic Ignition LP/Electric/Motoraid Water Heater (10 gal.)			
Water Purifier - Faucet in Galley			
Water Tank - Enclosed and Insulated, Dual Heated Fresh Water Tank			
Water Tank Fill and Bleach Port			
Winterization System with Potable Antifreeze Tank			

SYSTEMS

Freezer/Refrigerator - On Slide-out Tray 1.38 cu ft (AC/DC)			
Rearview Camera/Monitor - Color LCD Display Mounted in Dash			
Vacuum - Central Vacuum with Outlet in Baggage Compartment			
Washer/Dryer (vented)			

Factory P.D.I.

OPTIONAL AWNING PACKAGES

Awning - Weathershield Equipped A&E 2 Step - Acrylic (length shown)	181818
Awning - Weathershield Equipped A&E Elite Slide Topper (Number of Awnings shown)	2 2 2
Awning - Weathershield Equipped A&E Elite Window Awnings (Main Slide Windows & Bedroom Window)	2 2 2
Awning - Weathershield Equipped Weatherpro Power - Acrylic with Remote & Wind Sensor (length shown)	181818

Product improvement is a continuing process at Triple E Recreational Vehicles. Thus, we reserve the right to change specifications on any or all products without prior notice, errors and omissions excepted. Triple E Recreational Vehicles is under no obligation to undertake modification to units manufactured prior to changes on specifications.

GVWR GROSS VEHICLE WEIGHT RATING means the maximum permissible weight of this motorhome. The GVWR is equal to or greater than the sum of the unloaded vehicle weight (UVW) plus the net carrying capacity (NCC).

UVW UNLOADED VEHICLE WEIGHT means the weight of the motorhome as built at the factory with full fuel, engine oil, and coolants. The UVW does not include cargo, fresh water, LP gas, occupants, or factory or dealer installed accessories.

NCC NET CARRYING CAPACITY means the maximum weight of all occupants, including the driver, personal belongings, food, fresh water, LP gas, tools, tongue weight of towed vehicle, factory and dealer installed accessories, etc., that can be carried by this motorhome. NCC is equal to or less than GVWR minus UVW.

NOTE: Please see your dealer for weights of factory installed options.

SPECIFICATIONS

SIGNATURE 2004	A3608FW	A3618FW	A3619FB
GVWR - lbs (kg)	29,410 (13,338)	29,410 (13,338)	29,410 (13,338)
UVW - lbs (kg)	21686 (9837)	22,036 (10,016)	22,697 (10,317)
NCC - lbs (kg)	7724 (3504)	7,374 (3,352)	6,713 (3,051)
Wheelbase - in (mm)	228" (5,791)	228" (5,791)	228" (5,791)
Length - ft (mm)	36'9" (11,201)	36'9" (11,201)	36'9" (11,201)
Width - ft (mm)	8'4" (2,534)	8'4" (2,534)	8'4" (2,534)
Height Incl. A/C- ft (mm)	12'1" (3,683)	12'1" (3,683)	12'1" (3,683)
*Water Tank Cap. - gal (l)	102 (386)	102 (386)	102 (386)
Holding Tank Cap. Grey. Cap. - gal (l)	57 (216)	57 (216)	57 (216)
Holding Tank Cap. Black - gal (l)	57 (216)	57 (216)	57 (216)
Fuel Cap. - gal (l)	100 (379)	100 (379)	100 (379)
Propane Cap. - gal (l)	32 (121)	32 (121)	32 (121)

*Includes 10 gallon water heater

All capacities in US gallons



1 Built into the stylish front fiberglass mask is a retractable propane generator.



2 For added elegance and flexibility, opt for the stand alone table and chairs instead of the fixed dinette. Available in oak or maple.

Room to Roam

More than a motorhome, the 2004 Signature is a statement about your lifestyle and your freedom.

Gleaming hardwood flooring in the galley, ultra leather captain's chairs, a shower skylight – these are a few examples of the caliber of standard features you'll find.

Other standards, new for 2004, include:

- VCR
- Water purifier faucet in galley
- Rearview camera/monitor mounted in dash

With its top quality furnishings, rich décor, and ideal usability, it's hard to believe a home of this magnitude is on wheels.



For more information on the Signature's features, visit www.tripleerv.com.



1 Standard Ultra Leather Captain's chairs make for a plush living area when off the road.

2 No need to live out of a suitcase! The bedroom features a spacious double door closet to store your wardrobe.

3 The new wood panel sliding door provides total privacy for the bath and shower area.

4 The optional refreshment centre cabinet is available in 3 or 6 bottle configurations - depending on your floor plan.

5 An oak vanity and shower skylight are just two of the features of the lavatory.

6 The Signature's baggage door makes it easy to store and retrieve large items.



Room to Roam

More than a motorhome, the 2004 Signature is a statement about your lifestyle and your freedom.

Gleaming hardwood flooring in the galley, ultra leather captain's chairs, a shower skylight – these are a few examples of the caliber of standard features you'll find.

Other standards, new for 2004, include:

- VCR
- Water purifier faucet in galley
- Rearview camera/monitor mounted in dash

With its top quality furnishings, rich décor, and ideal usability, it's hard to believe a home of this magnitude is on wheels.



For more information on the Signature's features, visit www.tripleerv.com.



1 Standard Ultra Leather Captain's chairs make for a plush living area when off the road.

2 No need to live out of a suitcase! The bedroom features a spacious double door closet to store your wardrobe.

3 The new wood panel sliding door provides total privacy for the bath and shower area.

4 The optional refreshment centre cabinet is available in 3 or 6 bottle configurations - depending on your floor plan.

5 An oak vanity and shower skylight are just two of the features of the lavatory.

6 The Signature's baggage door makes it easy to store and retrieve large items.



GOOD LOOKS

You are able to customize your motorhome with one of four distinct interior design schemes. Developed by a group of professionals, our combinations skillfully coordinate upholstery, carpeting, window treatments, and exterior graphics in a manner that is both especially pleasing to the eye and of uncompromising quality.



Optional Exterior Full Body Paint Colours



Ocean Mist (shown above)



Champagne



Bamboo



Hillside Heather



Autumn Oak



Golden Maple



Standard Paint Colours




Charcoal Mist




Desert Plum



Shimmering Pearl



Violet Frost



Whispering Willow



Aqua Mist



For more information on the Signature's features, visit www.tripleev.com.

Colours may not be exactly as shown due to the printing process. Please see your dealer for specific colours.

GOOD LOOKS

You are able to customize your motorhome with one of four distinct interior design schemes. Developed by a group of professionals, our combinations skillfully coordinate upholstery, carpeting, window treatments, and exterior graphics in a manner that is both especially pleasing to the eye and of uncompromising quality.



Optional Exterior Full Body Paint Colours



Ocean Mist (shown above)



Champagne



Bamboo



Hillside Heather



Autumn Oak



Golden Maple



Standard Paint Colours



Charcoal Mist




Desert Plum



Shimmering Pearl



Violet Frost



Whispering Willow



Aqua Mist



For more information on the Signature's features, visit www.tripleerv.com.

Colours may not be exactly as shown due to the printing process. Please see your dealer for specific colours.



INTERIOR COMFORT AND EXTERIOR PROTECTION

Born of our northern heritage, Triple E's exclusive Climate Guard® system is quite simply the best interior comfort and exterior protection package available in the recreational vehicle industry today.

The Climate Guard® system has been developed with today's motorhome enthusiast in mind. It provides year round climate controlled comfort for passengers as well as built in protection for the motorhome itself, ensuring years of trouble free operation and enjoyment.

INTERIOR COMFORT

- Dometic® roof air conditioners, ducted front to rear, control the temperature throughout the coach.
- High output chassis air conditioner provides travelling comfort.
- Electronic ignition furnace designed to maintain requested interior temperatures through extreme exterior temperatures.
- High output chassis heater for quick windshield defrost.
- A rear auxiliary automotive heater - complete with electric valve - makes travel comfortable while heating the fresh water and holding tank compartments.
- Vacuum bonded, aluminium framed, insulated sidewall and roof construction provides high strength and maintained warmth throughout the coach.
- Coach windows are designed with a dual pane construction - impeding the transfer of cold to make the interior of the window warmer and less subject to condensation.
- Optional insulated vent covers provide superior insulation for the fantastic fans and roof vents.

EXTERIOR PROTECTION

- Scratch and hail resistant gel coat fibreglass sidewalls with all weather exterior finish are easy to maintain and will not rust or pit.
- An insulated, Filon embossed Sunguard flexroof promotes quick water run off and reduces the noise of outside elements.
- Urethane undercoating protects against dust and moisture and reduces stone and road noise.
- Steel enclosed, fibreglass insulated and heated fresh water and holding tanks assure extreme cold climate performance for your plumbing system. Tanks are heated from two different sources: the motorhome's ducted furnace while parked and the rear auxiliary heater when travelling.
- Winterization system complete with potable antifreeze pickup kit allows you to easily drain tanks and fill water lines with potable antifreeze.
- Steel, insulated, and sealed firewall protects the driver and passengers from the outside elements.
- Additional 1/2" thermal break insulation beyond the standard 1" Styrofoam block insulation separates the climate controlled interior from the outside elements.

CONSTRUCTION

The major considerations in building a top quality motorhome are long lasting beauty coupled with the ability to stand up to any weather conditions. The coach is an aluminium and steel framed structure with vacuum bonded gel coat fibreglass sidewalls and a domed Sunguard FRP Flexroof.



Floor (Exterior to Interior)

1. One Piece Woven Poly-Propylene Underbelly
2. 3/8" Plywood
3. Tubular Steel Framing (Welded)
4. Styrofoam Filled Wall Support Plates
5. 1" Block Styrofoam Insulation
6. 1/2" Plywood
7. Carpet Underlay
8. Carpeting (Floor covering)

Sidewalls (Exterior to Interior)

1. Seamless Fibreglass Exterior
2. Luaun Structural Backer
3. Aluminium Framing (Welded)
4. Styrofoam Filled Floor and Roof Plate
5. 1" Block Styrofoam Insulation
6. 1/2" Styrofoam Thermal Break Insulation
7. Interior Decorative Luaun Wall Panels

Roof (Exterior to Interior)

1. Domed Sunguard FRP Flexroof
2. Luaun Backer
3. Aluminium Roof Truss
4. Styrofoam Filled Roof Truss Supports
5. 1 1/2" Block Styrofoam Insulation
6. Enclosed/Insulated Climate Control Ducting
7. 2" Block Styrofoam Thermal Break Insulation
8. 3/8" Plywood
9. One Piece Headliner



Visit Triple E online at www.tripleerv.com.



INTERIOR COMFORT AND EXTERIOR PROTECTION

Born of our northern heritage, Triple E's exclusive Climate Guard® system is quite simply the best interior comfort and exterior protection package available in the recreational vehicle industry today.

The Climate Guard® system has been developed with today's motorhome enthusiast in mind. It provides year round climate controlled comfort for passengers as well as built in protection for the motorhome itself, ensuring years of trouble free operation and enjoyment.

INTERIOR COMFORT

- Dometic® roof air conditioners, ducted front to rear, control the temperature throughout the coach.
- High output chassis air conditioner provides travelling comfort.
- Electronic ignition furnace designed to maintain requested interior temperatures through extreme exterior temperatures.
- High output chassis heater for quick windshield defrost.
- A rear auxiliary automotive heater - complete with electric valve - makes travel comfortable while heating the fresh water and holding tank compartments.
- Vacuum bonded, aluminium framed, insulated sidewall and roof construction provides high strength and maintained warmth throughout the coach.
- Coach windows are designed with a dual pane construction - impeding the transfer of cold to make the interior of the window warmer and less subject to condensation.
- Optional insulated vent covers provide superior insulation for the fantastic fans and roof vents.

EXTERIOR PROTECTION

- Scratch and hail resistant gel coat fibreglass sidewalls with all weather exterior finish are easy to maintain and will not rust or pit.
- An insulated, Filon embossed Sunguard flexroof promotes quick water run off and reduces the noise of outside elements.
- Urethane undercoating protects against dust and moisture and reduces stone and road noise.
- Steel enclosed, fibreglass insulated and heated fresh water and holding tanks assure extreme cold climate performance for your plumbing system. Tanks are heated from two different sources: the motorhome's ducted furnace while parked and the rear auxiliary heater when travelling.
- Winterization system complete with potable antifreeze pickup kit allows you to easily drain tanks and fill water lines with potable antifreeze.
- Steel, insulated, and sealed firewall protects the driver and passengers from the outside elements.
- Additional 1/2" thermal break insulation beyond the standard 1" Styrofoam block insulation separates the climate controlled interior from the outside elements.

CONSTRUCTION

The major considerations in building a top quality motorhome are long lasting beauty coupled with the ability to stand up to any weather conditions. The coach is an aluminium and steel framed structure with vacuum bonded gel coat fibreglass sidewalls and a domed Sunguard FRP Flexroof.



Floor (Exterior to Interior)

1. One Piece Woven Poly-Propylene Underbelly
2. 3/8" Plywood
3. Tubular Steel Framing (Welded)
4. Styrofoam Filled Wall Support Plates
5. 1" Block Styrofoam Insulation
6. 1/2" Plywood
7. Carpet Underlay
8. Carpeting (Floor covering)

Sidewalls (Exterior to Interior)

1. Seamless Fibreglass Exterior
2. Luaun Structural Backer
3. Aluminium Framing (Welded)
4. Styrofoam Filled Floor and Roof Plate
5. 1" Block Styrofoam Insulation
6. 1/2" Styrofoam Thermal Break Insulation
7. Interior Decorative Luaun Wall Panels

Roof (Exterior to Interior)

1. Domed Sunguard FRP Flexroof
2. Luaun Backer
3. Aluminium Roof Truss
4. Styrofoam Filled Roof Truss Supports
5. 1 1/2" Block Styrofoam Insulation
6. Enclosed/Insulated Climate Control Ducting
7. 2" Block Styrofoam Thermal Break Insulation
8. 3/8" Plywood
9. One Piece Headliner



Visit Triple E online at www.tripleerv.com.

STANDARDS AND OPTIONS

S = Standard O = Option **New** = New for 2004

	A3608FW	A3618FW	A3619FB
VEHICULAR			
Air Brakes - with Automatic Slack Adjusters	S	S	S
Air Conditioner - Chassis	S	S	S
New Air Horns	S	S	S
Air Suspension - with Bilstein Shocks	S	S	S
Alternator 160 Amp	S	S	S
Block Heater (1,000 W) with Switch in Bedroom	S	S	S
Bumper - Integrated Steel Reinforced Fibreglass Bumpers	S	S	S
Chassis - Freightliner with Caterpillar 300 HP Turbo Diesel (XC) Raised Rail	S	S	S
Compass/Thermometer - Dash Mounted Directional Compass with Exterior Temperature	O	O	O
Cruise Control	S	S	S
Door - Driver Door with Power Window	S	S	S
Exhaust Brake	S	S	S
Fans - Chrome Cockpit Ventilating with Dash Switch	O	O	O
Fuel Fill - Concealed Locking Fuel Fill Access on both Sides	S	S	S
Headlights - Halogen Styled	S	S	S
New Hitch - Trailer Hitch Receiver with Wiring and Plug - 10,000 lb	S	S	S
Jacks - HWH Automatic Levelling System with Auto Air Dump	S	S	S
Light - High Mount Stoplight - LED Long Life	S	S	S
Lights - Halogen Automotive Driving Lights	S	S	S
Mats - Driver/Passenger (On Mid Entry Models) Floor Mats	S	S	S
Mirrors - Heated Remote Power Mirrors	S	S	S
Mud Guard - Monogrammed Triple E Rear Mudguard	O	O	O
Rust Protection	O	O	O
New Slide-out - Flush Floor HWH Hydraulic Slide-out System in Living Area with Electric Travel Locks	S	S	S
Steering Wheel - Tilt/Telescopic	S	S	S
Switch - Battery Boost Switch (Coach to Chassis Batteries)	S	S	S
Switch - Battery Selector Switch for Radio	S	S	S
Tires - Michelin Radial - 255/80R22.5XR	S	S	S
Transmission - Allison 3000 MH 6-Speed Automatic with Lock Up	S	S	S
Transmission Cooler	S	S	S
New Transmission Temperature Gauge	S	S	S
Undercoating - Automotive Type	S	S	S
Wheel Simulators	S	S	S
New Wheels - Alcoa Aluminium	O	O	O
Wipers - Wet Arm Windshield Wipers with Intermittent Function	S	S	S
CONSTRUCTION			
Baggage Doors - Aluminium Baggage Doors with Gas Struts and Slam Latch	S	S	S
New Cargo Slide - Mounted in Forward Baggage Bay (N/A with Freezer and Exterior TV)	O	O	O
New Cargo Slide - Mounted in Rear Baggage Bay	O	O	O
Gelcoat Fibreglass Molded Front & Rear Mask	S	S	S
Lined & Lighted Baggage Compartments	S	S	S
New Roof - Domed Kemlite FRP Flexroof	S	S	S
Steel Cab Floor, Firewall & Dash Structure	S	S	S
Vacuum Bonded Aluminium-Framed Insulated Sidewall & Roof Construction with Thermal Break	S	S	S
Vacuum Bonded Gelcoat Fibreglass Sidewalls	S	S	S
Vacuum Bonded Steel-Framed Insulated Floor Construction	S	S	S
Windows - Thermal Pane	S	S	S

	A3608FW	A3618FW	A3619FB
EXTERIOR			
Door - Screened Entry with Stud Shield and Deadbolt Lock	S	S	S
Exterior Shower	S	S	S
Graphics - Exterior Graphics on Slide-out End Walls	S	S	S
Handle - Entry & Driver Door Assist Handles (Interior Mounted)	-	S	S
Handle - Monogrammed Exterior Entry Handle	S	-	-
New Ladder - Exterior Ladder with Detachable Lower Section	S	S	S
Light - Scare Light	S	S	S
Lights - Docking Lights in Rear Bumper	S	S	S
New Paint - Full Body Exterior Paint with Clear Coat	O	O	O
Step - Electric Retractable Entry Step	S	S	S
INTERIOR			
Bedspread - Decorative Bedspread and Throw Pillows	S	S	S
New Blinds - Driver's and Passenger's Side Roller Blinds	S	S	S
New Cabinetry - "Golden Maple" Cabinetry with Maple Fridge Insert	O	O	O
Cabinetry - Solid Oak Cabinet Face Framing	S	S	S
New Ceiling - Domed with Vinyl Padded Headliner	S	S	S
Cover - Pneumatic Powered Front Step Cover	-	S	S
Covers - Insulated Vent Covers	O	O	O
Detectors - Electronic Smoke, LP & CO	S	S	S
Doors - Solid Oak Raised Panel Cabinet Doors	S	S	S
Drawers - Drawer Option in Washer Dryer Cabinet (N/A with Washer/Dryer Option)	O	O	O
Drawers - Dual Roller Glide Drawers with Travel Lock	S	S	S
Fire Extinguisher - Dry Chemical	S	S	S
New Flooring - Ceramic Floor Tile in Galley, Lavatory & Entrance (Ft Dr Models) with Carpet Upgrade in Living and Bedroom Area	O	O	O
Flooring - Wall to Wall Carpeting in Living & Bedroom Areas	S	S	S
Latches - Snap Latches on Galley, Lavatory Overhead Cabinets & Large Wardrobe Doors	S	S	S
New Lighting - Fluorescent Aisle Lighting with Halogen Lights under Cabinets above Coach & Bed	S	S	S
Lights - Courtesy Floor Lamps	S	S	S
Safe - Keylock Safebox	O	O	O
Shades - Day/Night Pleated Shades with Bedroom Blackout	S	S	S
Skylight - with Blind in Living Area	O	O	O
Slide-out - Bed Slide-out with Rear Wardrobe	-	-	S
Slide-out - Wardrobe Slide in Bedroom with Mirrored Closet Doors	S	S	-
Storage - Easy under Bed Storage and Engine Access with Gas Struts	S	S	S
New Sun Visor - Power Driver's and Passenger's Sun Visor with Switch on Dash	O	O	O
Thermostatically Controlled Fan - Bedroom (N/A with Dual Roof Air option)	S	S	S
Tray - Passenger's Computer Tray	O	O	O
FURNITURE			
Booth Dinette - Wrapped Laminated Cushions with Slide Out Drawers and Solid Surface Edged Table	S	S	S
Cabinet - Refreshment Centre (3 Bottle) (with Cocktail Chair only)	O	-	-
Cabinet - Refreshment Centre (6 Bottle) (with Standard Recliner only)	-	O	O
New Chair - Ultra Leather Cocktail Chair on Passenger's Side	S	-	-
New Chair - Ultra Leather Recliner In Lieu of Cocktail Chair on Passenger's Side	O	-	-
New Chair - Ultra Leather Recliner with Flip Table on Passenger's Side	-	S	S
Hide-a-Bed - Cloth Hide-a-Bed on Driver's Side	S	S	S
Mattress - Air Coil Mattress Upgrade on Hide-a-Bed (with 110 V Air Pump)	O	O	O
Mattress - Residential Quality Queen	S	S	S
Mattress - Upgrade	O	O	O
Seat - Ultra Leather Captain's Chairs (Passenger & Driver) with Integral Seat Belts with 6-Way Power	S	S	S
Seat - Upgrade to 8 Way Power Driver & Passenger Seats (Integral Belts) with Power Foot Rest on Passenger Side	O	O	O
Sofa - Cloth Flexsteel Versaflex Lounge on Driver's Side	O	O	O
Sofa - Ultra Leather Easy Bed on Passenger's Side	-	O	O
New Table - Optional Oak Table & Chairs in lieu of Fixed Dinette (Maple if option chosen)	O	O	O

STANDARDS AND OPTIONS

S = Standard O = Option **New** = New for 2004

	A3608FW	A3618FW	A3619FB
VEHICULAR			
Air Brakes - with Automatic Slack Adjusters	S	S	S
Air Conditioner - Chassis	S	S	S
New Air Horns	S	S	S
Air Suspension - with Bilstein Shocks	S	S	S
Alternator 160 Amp	S	S	S
Block Heater (1,000 W) with Switch in Bedroom	S	S	S
Bumper - Integrated Steel Reinforced Fibreglass Bumpers	S	S	S
Chassis - Freightliner with Caterpillar 300 HP Turbo Diesel (XC) Raised Rail	S	S	S
Compass/Thermometer - Dash Mounted Directional Compass with Exterior Temperature	O	O	O
Cruise Control	S	S	S
Door - Driver Door with Power Window	S	S	S
Exhaust Brake	S	S	S
Fans - Chrome Cockpit Ventilating with Dash Switch	O	O	O
Fuel Fill - Concealed Locking Fuel Fill Access on both Sides	S	S	S
Headlights - Halogen Styled	S	S	S
New Hitch - Trailer Hitch Receiver with Wiring and Plug - 10,000 lb	S	S	S
Jacks - HWH Automatic Levelling System with Auto Air Dump	S	S	S
Light - High Mount Stoplight - LED Long Life	S	S	S
Lights - Halogen Automotive Driving Lights	S	S	S
Mats - Driver/Passenger (On Mid Entry Models) Floor Mats	S	S	S
Mirrors - Heated Remote Power Mirrors	S	S	S
Mud Guard - Monogrammed Triple E Rear Mudguard	O	O	O
Rust Protection	O	O	O
New Slide-out - Flush Floor HWH Hydraulic Slide-out System in Living Area with Electric Travel Locks	S	S	S
Steering Wheel - Tilt/Telescopic	S	S	S
Switch - Battery Boost Switch (Coach to Chassis Batteries)	S	S	S
Switch - Battery Selector Switch for Radio	S	S	S
Tires - Michelin Radial - 255/80R22.5XRV	S	S	S
Transmission - Allison 3000 MH 6-Speed Automatic with Lock Up	S	S	S
Transmission Cooler	S	S	S
New Transmission Temperature Gauge	S	S	S
Undercoating - Automotive Type	S	S	S
Wheel Simulators	S	S	S
New Wheels - Alcoa Aluminium	O	O	O
Wipers - Wet Arm Windshield Wipers with Intermittent Function	S	S	S
CONSTRUCTION			
Baggage Doors - Aluminium Baggage Doors with Gas Struts and Slam Latch	S	S	S
New Cargo Slide - Mounted in Forward Baggage Bay (N/A with Freezer and Exterior TV)	O	O	O
New Cargo Slide - Mounted in Rear Baggage Bay	O	O	O
Gelcoat Fibreglass Molded Front & Rear Mask	S	S	S
Lined & Lighted Baggage Compartments	S	S	S
New Roof - Domed Kemlite FRP Flexroof	S	S	S
Steel Cab Floor, Firewall & Dash Structure	S	S	S
Vacuum Bonded Aluminium-Framed Insulated Sidewall & Roof Construction with Thermal Break	S	S	S
Vacuum Bonded Gelcoat Fibreglass Sidewalls	S	S	S
Vacuum Bonded Steel-Framed Insulated Floor Construction	S	S	S
Windows - Thermal Pane	S	S	S

	A3608FW	A3618FW	A3619FB
EXTERIOR			
Door - Screened Entry with Stud Shield and Deadbolt Lock	S	S	S
Exterior Shower	S	S	S
Graphics - Exterior Graphics on Slide-out End Walls	S	S	S
Handle - Entry & Driver Door Assist Handles (Interior Mounted)	-	S	S
Handle - Monogrammed Exterior Entry Handle	S	-	-
New Ladder - Exterior Ladder with Detachable Lower Section	S	S	S
Light - Scare Light	S	S	S
Lights - Docking Lights in Rear Bumper	S	S	S
New Paint - Full Body Exterior Paint with Clear Coat	O	O	O
Step - Electric Retractable Entry Step	S	S	S
INTERIOR			
Bedspring - Decorative Bedspring and Throw Pillows	S	S	S
New Blinds - Driver's and Passenger's Side Roller Blinds	S	S	S
New Cabinetry - "Golden Maple" Cabinetry with Maple Fridge Insert	O	O	O
Cabinetry - Solid Oak Cabinet Face Framing	S	S	S
New Ceiling - Domed with Vinyl Padded Headliner	S	S	S
Cover - Pneumatic Powered Front Step Cover	-	S	S
Covers - Insulated Vent Covers	O	O	O
Detectors - Electronic Smoke, LP & CO	S	S	S
Doors - Solid Oak Raised Panel Cabinet Doors	S	S	S
Drawers - Drawer Option in Washer Dryer Cabinet (N/A with Washer/Dryer Option)	O	O	O
Drawers - Dual Roller Glide Drawers with Travel Lock	S	S	S
Fire Extinguisher - Dry Chemical	S	S	S
New Flooring - Ceramic Floor Tile in Galley, Lavatory & Entrance (Ft Dr Models) with Carpet Upgrade in Living and Bedroom Area	O	O	O
Flooring - Wall to Wall Carpeting in Living & Bedroom Areas	S	S	S
Latches - Snap Latches on Galley, Lavatory Overhead Cabinets & Large Wardrobe Doors	S	S	S
New Lighting - Fluorescent Aisle Lighting with Halogen Lights under Cabinets above Coach & Bed	S	S	S
Lights - Courtesy Floor Lamps	S	S	S
Safe - Keylock Safebox	O	O	O
Shades - Day/Night Pleated Shades with Bedroom Blackout	S	S	S
Skylight - with Blind in Living Area	O	O	O
Slide-out - Bed Slide-out with Rear Wardrobe	-	-	S
Slide-out - Wardrobe Slide in Bedroom with Mirrored Closet Doors	S	S	-
Storage - Easy under Bed Storage and Engine Access with Gas Struts	S	S	S
New Sun Visor - Power Driver's and Passenger's Sun Visor with Switch on Dash	O	O	O
Thermostatically Controlled Fan - Bedroom (N/A with Dual Roof Air option)	S	S	S
Tray - Passenger's Computer Tray	O	O	O
FURNITURE			
Booth Dinette - Wrapped Laminated Cushions with Slide Out Drawers and Solid Surface Edged Table	S	S	S
Cabinet - Refreshment Centre (3 Bottle) (with Cocktail Chair only)	O	-	-
Cabinet - Refreshment Centre (6 Bottle) (with Standard Recliner only)	-	O	O
New Chair - Ultra Leather Cocktail Chair on Passenger's Side	S	-	-
New Chair - Ultra Leather Recliner In Lieu of Cocktail Chair on Passenger's Side	O	-	-
New Chair - Ultra Leather Recliner with Flip Table on Passenger's Side	-	S	S
Hide-a-Bed - Cloth Hide-a-Bed on Driver's Side	S	S	S
Mattress - Air Coil Mattress Upgrade on Hide-a-Bed (with 110 V Air Pump)	O	O	O
Mattress - Residential Quality Queen	S	S	S
Mattress - Upgrade	O	O	O
Seat - Ultra Leather Captain's Chairs (Passenger & Driver) with Integral Seat Belts with 6-Way Power	S	S	S
Seat - Upgrade to 8 Way Power Driver & Passenger Seats (Integral Belts) with Power Foot Rest on Passenger Side	O	O	O
Sofa - Cloth Flexsteel Versaflex Lounge on Driver's Side	O	O	O
Sofa - Ultra Leather Easy Bed on Passenger's Side	-	O	O
New Table - Optional Oak Table & Chairs in lieu of Fixed Dinette (Maple if option chosen)	O	O	O



COME HOME TO FREEDOM

Chase the rainbow. Follow a shooting star. Pursue the sun. Inspiration is everywhere across this great land. All you have to do is find it!

A3619FB shown with Aqua Mist Décor >>



S = Standard = Option = New for 2004

	A3608FW	A3618FW	A3619FB
GALLEY			
Coffee Maker			
Cook Top - Recessed with High Output Burners			
Countertop - Laminate with Solid Surface Edging, Stainless Steel Sink with Flush Sink Covers			
Countertop - Solid Surface Counter in Galley			
Cover - Recessed Bi-fold Range Cover			
Flooring - Hardwood Flooring in Galley			
Micro/Convection Oven - (OTR) with 110 V Range Hood and Light			
Oven - LP Gas			
Refrigerator - Dometic LP/Electric 8 cu ft with Temperature Control			
Refrigerator - Dometic 2-Door, Gas/Electric with Ice Maker & Black Stainless Doors (10 cu ft)			
Refrigerator Inserts - Raised Sculptured Solid Oak Fridge Inserts (N/A with 10 cu ft fridge option)			
LAVATORY			
Cabinet - Oak Medicine Cabinet with Mirror			
Fan - Thermostatically Controlled (Non Reversible) Ceiling Fan in Lavatory or Toilet Room			
Fan - Thermostatically Controlled (Non Reversible) Ceiling Fan in Shower Area			
Skylight - Shower Compartment			
Toilet - Bravura Single Pedal Deep Bowl			
Tub/Shower - One-Piece Fibreglass Tub/Shower			
Window - with Valance and Venetian Blind in Toilet Room			
ENTERTAINMENT			
CB Antenna - Includes Coax Lead in under Dash			
DVD Player with Upgrade to Premium Switch Box			
Master Control - Audio/Video Master Control Switch Box			
Prewire - for AC or DC Bedroom TV			
Prewire - Satellite Dish (with 12V, 110V Power and KVH Cable)			
Radio Monoplex System			
Satellite Dish - KVH LF in Motion - without Receiver			
Satellite Dish - KVH SF Automatic - without Receiver			
Satellite Dish - Winegard with Electronic Elevation Sensor			
Stereo - AM/FM Cassette/CD - 80 Watt			
Stereo - AM/FM CD in Dash Stereo with Big Buttons - 80 Watt			
Stereo - AM/FM CD Stereo with 6-Stack in Dash CD Changer with Big Buttons - 80 Watt			
Stereo - AM/FM CD Stereo in Bedroom with Alarm Clock			
Stereo - DHS Mobile Theatre System with AM/FM CD Stereo with 6 Stack in Dash CD Changer with Big Buttons			
Stereo - Exterior AM/FM - CD Stereo with Shielded Speakers			
Telephone & Cable TV Hook-up - Exterior			
TV - AC 20" Exterior TV in Baggage Compartment with Slide-out Tray			
TV - AC 20" Colour Stereo TV with Remote in Bedroom			
TV - AC 20" Colour Stereo TV with Remote in Overhead Cabinet			
TV - DC 13" Colour with Remote in Oak Cabinet in Bedroom			
TV Antenna - Roof Top Retractable Antenna with Booster with Dash Mounted "Antenna Up" Light			
VCR - AC Video Cassette Recorder			
HEATING VENTILATING AND AIR CONDITIONING			
Air Conditioner - Dual Ducted (2) 13,500 BTU with Heat Strip			
Fan - Thermostatically Controlled Fan in Living Area			
Furnace - 40,000 BTU Central Furnace with Electronic Ignition			
Heater - Dual Rear Auxilliary Automotive Heaters with Electric Valve			

ELECTRICAL

Alarm System with Motion Detector			
Batteries - Deep Cycle Coach Batteries- 2 X 6 volt			
Bi-Directional Isolator Relay Delay (BIRD) Battery Charging			
Generator - 6.5 KW Onan Liquid LP Gas Marquis on Slide-out Tray with Dash Mounted Hour Meter			
Generator - 7.5 KW Onan Quiet Diesel on Slide-out Tray with Dash Mounted Hour Meter			
Inverter - 2000 Watt Inverter with 100 Amp Charger with Upgrade to 4 x 6 Volt Batteries			
Panel - 50 Amp Electrical Service with Energy Management System			
Prewire - 110 V/12 V Receptacles in Baggage Compartment (Freezer Prep)			
Pre-wire - for Solar Panel			
Switch - 3-Way Water Pump Switch			
Switch - Electronic Battery Disconnect (Coach Batteries)			

PLUMBING AND LP SYSTEMS

Black Tank Flush System			
Holding Tanks - Enclosed and Insulated, Dual Heated Waste Holding Tanks			
LP Tank - Easy Access Propane Tank			
Prep. Package for Washer/Dryer			
Systems Monitor Panel			
Valve - Water Heater By-Pass			
Water Heater - Electronic Ignition LP/Electric/Motoraid Water Heater (10 gal.)			
Water Purifier - Faucet in Galley			
Water Tank - Enclosed and Insulated, Dual Heated Fresh Water Tank			
Water Tank Fill and Bleach Port			
Winterization System with Potable Antifreeze Tank			

SYSTEMS

Freezer/Refrigerator - On Slide-out Tray 1.38 cu ft (AC/DC)			
Rearview Camera/Monitor - Color LCD Display Mounted in Dash			
Vacuum - Central Vacuum with Outlet in Baggage Compartment			
Washer/Dryer (vented)			

Factory P.D.I.

OPTIONAL AWNING PACKAGES

Awning - Weathershield Equipped A&E 2 Step - Acrylic (length shown)	181818
Awning - Weathershield Equipped A&E Elite Slide Topper (Number of Awnings shown)	2 2 2
Awning - Weathershield Equipped A&E Elite Window Awnings (Main Slide Windows & Bedroom Window)	2 2 2
Awning - Weathershield Equipped Weatherpro Power - Acrylic with Remote & Wind Sensor (length shown)	181818

Product improvement is a continuing process at Triple E Recreational Vehicles. Thus, we reserve the right to change specifications on any or all products without prior notice, errors and omissions excepted. Triple E Recreational Vehicles is under no obligation to undertake modification to units manufactured prior to changes on specifications.

GVWR GROSS VEHICLE WEIGHT RATING means the maximum permissible weight of this motorhome. The GVWR is equal to or greater than the sum of the unloaded vehicle weight (UVW) plus the net carrying capacity (NCC).

UVW UNLOADED VEHICLE WEIGHT means the weight of the motorhome as built at the factory with full fuel, engine oil, and coolants. The UVW does not include cargo, fresh water, LP gas, occupants, or factory or dealer installed accessories.

NCC NET CARRYING CAPACITY means the maximum weight of all occupants, including the driver, personal belongings, food, fresh water, LP gas, tools, tongue weight of towed vehicle, factory and dealer installed accessories, etc., that can be carried by this motorhome. NCC is equal to or less than GVWR minus UVW.

NOTE: Please see your dealer for weights of factory installed options.

SPECIFICATIONS

SIGNATURE 2004	A3608FW	A3618FW	A3619FB
GVWR - lbs (kg)	29,410 (13,338)	29,410 (13,338)	29,410 (13,338)
UVW - lbs (kg)	21,686 (9837)	22,036 (10,016)	22,697 (10,317)
NCC - lbs (kg)	7,724 (3504)	7,374 (3,352)	6,713 (3,051)
Wheelbase - in (mm)	228" (5,791)	228" (5,791)	228" (5,791)
Length - ft (mm)	36'9" (11,201)	36'9" (11,201)	36'9" (11,201)
Width - ft (mm)	8'4" (2,534)	8'4" (2,534)	8'4" (2,534)
Height Incl. A/C- ft (mm)	12'1" (3,683)	12'1" (3,683)	12'1" (3,683)
*Water Tank Cap. - gal (l)	102 (386)	102 (386)	102 (386)
Holding Tank Cap. Grey. Cap. - gal (l)	57 (216)	57 (216)	57 (216)
Holding Tank Cap. Black - gal (l)	57 (216)	57 (216)	57 (216)
Fuel Cap. - gal (l)	100 (379)	100 (379)	100 (379)
Propane Cap. - gal (l)	32 (121)	32 (121)	32 (121)

*Includes 10 gallon water heater

All capacities in US gallons



1 Built into the stylish front fibreglass mask is a retractable propane generator.



2 For added elegance and flexibility, opt for the stand alone table and chairs instead of the fixed dinette. Available in oak or maple.





COME HOME TO FREEDOM

Chase the rainbow. Follow a shooting star. Pursue the sun. Inspiration is everywhere across this great land. All you have to do is find it!

A3619FB shown with Aqua Mist Décor >>



SPECIFICATIONS

S = Standard  = Option  = New for 2004

	A3608FW	A3618FW	A3619FB
GALLEY			
Coffee Maker			
Cook Top - Recessed with High Output Burners			
Countertop - Laminate with Solid Surface Edging, Stainless Steel Sink with Flush Sink Covers			
Countertop - Solid Surface Counter in Galley			
Cover - Recessed Bi-fold Range Cover			
Flooring - Hardwood Flooring in Galley			
Micro/Convection Oven - (OTR) with 110 V Range Hood and Light			
Oven - LP Gas			
Refrigerator - Dometic LP/Electric 8 cu ft with Temperature Control			
Refrigerator - Dometic 2-Door, Gas/Electric with Ice Maker & Black Stainless Doors (10 cu ft)			
Refrigerator Inserts - Raised Sculptured Solid Oak Fridge Inserts (N/A with 10 cu ft fridge option)			
LAVATORY			
Cabinet - Oak Medicine Cabinet with Mirror			
Fan - Thermostatically Controlled (Non Reversible) Ceiling Fan in Lavatory or Toilet Room			
Fan - Thermostatically Controlled (Non Reversible) Ceiling Fan in Shower Area			
Skylight - Shower Compartment			
Toilet - Bravura Single Pedal Deep Bowl			
Tub/Shower - One-Piece Fibreglass Tub/Shower			
Window - with Valance and Venetian Blind in Toilet Room			
ENTERTAINMENT			
CB Antenna - Includes Coax Lead in under Dash			
DVD Player with Upgrade to Premium Switch Box			
Master Control - Audio/Video Master Control Switch Box			
Prewire - for AC or DC Bedroom TV			
Prewire - Satellite Dish (with 12V, 110V Power and KVH Cable)			
Radio Monoplex System			
Satellite Dish - KVH LF in Motion - without Receiver			
Satellite Dish - KVH SF Automatic - without Receiver			
Satellite Dish - Winegard with Electronic Elevation Sensor			
Stereo - AM/FM Cassette/CD - 80 Watt			
Stereo - AM/FM CD in Dash Stereo with Big Buttons - 80 Watt			
Stereo - AM/FM CD Stereo with 6-Stack in Dash CD Changer with Big Buttons - 80 Watt			
Stereo - AM/FM CD Stereo in Bedroom with Alarm Clock			
Stereo - DHS Mobile Theatre System with AM/FM CD Stereo with 6 Stack in Dash CD Changer with Big Buttons			
Stereo - Exterior AM/FM - CD Stereo with Shielded Speakers			
Telephone & Cable TV Hook-up - Exterior			
TV - AC 20" Exterior TV in Baggage Compartment with Slide-out Tray			
TV - AC 20" Colour Stereo TV with Remote in Bedroom			
TV - AC 20" Colour Stereo TV with Remote in Overhead Cabinet			
TV - DC 13" Colour with Remote in Oak Cabinet in Bedroom			
TV Antenna - Roof Top Retractable Antenna with Booster with Dash Mounted "Antenna Up" Light			
VCR - AC Video Cassette Recorder			
HEATING VENTILATING AND AIR CONDITIONING			
Air Conditioner - Dual Ducted (2) 13,500 BTU with Heat Strip			
Fan - Thermostatically Controlled Fan in Living Area			
Furnace - 40,000 BTU Central Furnace with Electronic Ignition			
Heater - Dual Rear Auxiliary Automotive Heaters with Electric Valve			

ELECTRICAL

Alarm System with Motion Detector			
Batteries - Deep Cycle Coach Batteries- 2 X 6 volt			
Bi-Directional Isolator Relay Delay (BIRD) Battery Charging			
Generator - 6.5 KW Onan Liquid LP Gas Marquis on Slide-out Tray with Dash Mounted Hour Meter			
Generator - 7.5 KW Onan Quiet Diesel on Slide-out Tray with Dash Mounted Hour Meter			
Inverter - 2000 Watt Inverter with 100 Amp Charger with Upgrade to 4 x 6 Volt Batteries			
Panel - 50 Amp Electrical Service with Energy Management System			
Prewire - 110 V/12 V Receptacles in Baggage Compartment (Freezer Prep)			
Pre-wire - for Solar Panel			
Switch - 3-Way Water Pump Switch			
Switch - Electronic Battery Disconnect (Coach Batteries)			

PLUMBING AND LP SYSTEMS

Black Tank Flush System			
Holding Tanks - Enclosed and Insulated, Dual Heated Waste Holding Tanks			
LP Tank - Easy Access Propane Tank			
Prep. Package for Washer/Dryer			
Systems Monitor Panel			
Valve - Water Heater By-Pass			
Water Heater - Electronic Ignition LP/Electric/Motoraid Water Heater (10 gal.)			
Water Purifier - Faucet in Galley			
Water Tank - Enclosed and Insulated, Dual Heated Fresh Water Tank			
Water Tank Fill and Bleach Port			
Winterization System with Potable Antifreeze Tank			

SYSTEMS

Freezer/Refrigerator - On Slide-out Tray 1.38 cu ft (AC/DC)			
Rearview Camera/Monitor - Color LCD Display Mounted in Dash			
Vacuum - Central Vacuum with Outlet in Baggage Compartment			
Washer/Dryer (vented)			

Factory P.D.I.

OPTIONAL AWNING PACKAGES

Awning - Weathershield Equipped A&E 2 Step - Acrylic (length shown)	181818
Awning - Weathershield Equipped A&E Elite Slide Topper (Number of Awnings shown)	2 2 2
Awning - Weathershield Equipped A&E Elite Window Awnings (Main Slide Windows & Bedroom Window)	2 2 2
Awning - Weathershield Equipped Weatherpro Power - Acrylic with Remote & Wind Sensor (length shown)	181818

Product improvement is a continuing process at Triple E Recreational Vehicles. Thus, we reserve the right to change specifications on any or all products without prior notice, errors and omissions excepted. Triple E Recreational Vehicles is under no obligation to undertake modification to units manufactured prior to changes on specifications.

GVWR GROSS VEHICLE WEIGHT RATING means the maximum permissible weight of this motorhome. The GVWR is equal to or greater than the sum of the unloaded vehicle weight (UVW) plus the net carrying capacity (NCC).

UVW UNLOADED VEHICLE WEIGHT means the weight of the motorhome as built at the factory with full fuel, engine oil, and coolants. The UVW does not include cargo, fresh water, LP gas, occupants, or factory or dealer installed accessories.

NCC NET CARRYING CAPACITY means the maximum weight of all occupants, including the driver, personal belongings, food, fresh water, LP gas, tools, tongue weight of towed vehicle, factory and dealer installed accessories, etc., that can be carried by this motorhome. NCC is equal to or less than GVWR minus UVW.

NOTE: Please see your dealer for weights of factory installed options.

SIGNATURE 2004	A3608FW	A3618FW	A3619FB
GVWR - lbs (kg)	29,410 (13,338)	29,410 (13,338)	29,410 (13,338)
UVW - lbs (kg)	21686 (9837)	22,036 (10,016)	22,697 (10,317)
NCC - lbs (kg)	7724 (3504)	7,374 (3,352)	6,713 (3,051)
Wheelbase - in (mm)	228" (5,791)	228" (5,791)	228" (5,791)
Length - ft (mm)	36'9" (11,201)	36'9" (11,201)	36'9" (11,201)
Width - ft (mm)	8'4" (2,534)	8'4" (2,534)	8'4" (2,534)
Height Incl. A/C- ft (mm)	12'1" (3,683)	12'1" (3,683)	12'1" (3,683)
*Water Tank Cap. - gal (l)	102 (386)	102 (386)	102 (386)
Holding Tank Cap. Grey. Cap. - gal (l)	57 (216)	57 (216)	57 (216)
Holding Tank Cap. Black - gal (l)	57 (216)	57 (216)	57 (216)
Fuel Cap. - gal (l)	100 (379)	100 (379)	100 (379)
Propane Cap. - gal (l)	32 (121)	32 (121)	32 (121)

*Includes 10 gallon water heater

All capacities in US gallons



1 Built into the stylish front fiberglass mask is a retractable propane generator.



2 For added elegance and flexibility, opt for the stand alone table and chairs instead of the fixed dinette. Available in oak or maple.



COME HOME TO FREEDOM

Chase the rainbow. Follow a shooting star. Pursue the sun. Inspiration is everywhere across this great land. All you have to do is find it!

A3619FB shown with Aqua Mist Décor >>



S = Standard = Option = New for 2004

	A3608FW	A3618FW	A3619FB
GALLEY			
Coffee Maker			
Cook Top - Recessed with High Output Burners			
Countertop - Laminate with Solid Surface Edging, Stainless Steel Sink with Flush Sink Covers			
Countertop - Solid Surface Counter in Galley			
Cover - Recessed Bi-fold Range Cover			
Flooring - Hardwood Flooring in Galley			
Micro/Convection Oven - (OTR) with 110 V Range Hood and Light			
Oven - LP Gas			
Refrigerator - Dometic LP/Electric 8 cu ft with Temperature Control			
Refrigerator - Dometic 2-Door, Gas/Electric with Ice Maker & Black Stainless Doors (10 cu ft)			
Refrigerator Inserts - Raised Sculptured Solid Oak Fridge Inserts (N/A with 10 cu ft fridge option)			
LAVATORY			
Cabinet - Oak Medicine Cabinet with Mirror			
Fan - Thermostatically Controlled (Non Reversible) Ceiling Fan in Lavatory or Toilet Room			
Fan - Thermostatically Controlled (Non Reversible) Ceiling Fan in Shower Area			
Skylight - Shower Compartment			
Toilet - Bravura Single Pedal Deep Bowl			
Tub/Shower - One-Piece Fibreglass Tub/Shower			
Window - with Valance and Venetian Blind in Toilet Room			
ENTERTAINMENT			
CB Antenna - Includes Coax Lead in under Dash			
DVD Player with Upgrade to Premium Switch Box			
Master Control - Audio/Video Master Control Switch Box			
Prewire - for AC or DC Bedroom TV			
Prewire - Satellite Dish (with 12V, 110V Power and KVH Cable)			
Radio Monoplex System			
Satellite Dish - KVH LF in Motion - without Receiver			
Satellite Dish - KVH SF Automatic - without Receiver			
Satellite Dish - Winegard with Electronic Elevation Sensor			
Stereo - AM/FM Cassette/CD - 80 Watt			
Stereo - AM/FM CD in Dash Stereo with Big Buttons - 80 Watt			
Stereo - AM/FM CD Stereo with 6-Stack in Dash CD Changer with Big Buttons - 80 Watt			
Stereo - AM/FM CD Stereo in Bedroom with Alarm Clock			
Stereo - DHS Mobile Theatre System with AM/FM CD Stereo with 6 Stack in Dash CD Changer with Big Buttons			
Stereo - Exterior AM/FM - CD Stereo with Shielded Speakers			
Telephone & Cable TV Hook-up - Exterior			
TV - AC 20" Exterior TV in Baggage Compartment with Slide-out Tray			
TV - AC 20" Colour Stereo TV with Remote in Bedroom			
TV - AC 20" Colour Stereo TV with Remote in Overhead Cabinet			
TV - DC 13" Colour with Remote in Oak Cabinet in Bedroom			
TV Antenna - Roof Top Retractable Antenna with Booster with Dash Mounted "Antenna Up" Light			
VCR - AC Video Cassette Recorder			
HEATING VENTILATING AND AIR CONDITIONING			
Air Conditioner - Dual Ducted (2) 13,500 BTU with Heat Strip			
Fan - Thermostatically Controlled Fan in Living Area			
Furnace - 40,000 BTU Central Furnace with Electronic Ignition			
Heater - Dual Rear Auxilliary Automotive Heaters with Electric Valve			

ELECTRICAL

Alarm System with Motion Detector			
Batteries - Deep Cycle Coach Batteries- 2 X 6 volt			
Bi-Directional Isolator Relay Delay (BIRD) Battery Charging			
Generator - 6.5 KW Onan Liquid LP Gas Marquis on Slide-out Tray with Dash Mounted Hour Meter			
Generator - 7.5 KW Onan Quiet Diesel on Slide-out Tray with Dash Mounted Hour Meter			
Inverter - 2000 Watt Inverter with 100 Amp Charger with Upgrade to 4 x 6 Volt Batteries			
Panel - 50 Amp Electrical Service with Energy Management System			
Prewire - 110 V/12 V Receptacles in Baggage Compartment (Freezer Prep)			
Pre-wire - for Solar Panel			
Switch - 3-Way Water Pump Switch			
Switch - Electronic Battery Disconnect (Coach Batteries)			

PLUMBING AND LP SYSTEMS

Black Tank Flush System			
Holding Tanks - Enclosed and Insulated, Dual Heated Waste Holding Tanks			
LP Tank - Easy Access Propane Tank			
Prep. Package for Washer/Dryer			
Systems Monitor Panel			
Valve - Water Heater By-Pass			
Water Heater - Electronic Ignition LP/Electric/Motoraid Water Heater (10 gal.)			
Water Purifier - Faucet in Galley			
Water Tank - Enclosed and Insulated, Dual Heated Fresh Water Tank			
Water Tank Fill and Bleach Port			
Winterization System with Potable Antifreeze Tank			

SYSTEMS

Freezer/Refrigerator - On Slide-out Tray 1.38 cu ft (AC/DC)			
Rearview Camera/Monitor - Color LCD Display Mounted in Dash			
Vacuum - Central Vacuum with Outlet in Baggage Compartment			
Washer/Dryer (vented)			

Factory P.D.I.

OPTIONAL AWNING PACKAGES

Awning - Weathershield Equipped A&E 2 Step - Acrylic (length shown)	181818
Awning - Weathershield Equipped A&E Elite Slide Topper (Number of Awnings shown)	2 2 2
Awning - Weathershield Equipped A&E Elite Window Awnings (Main Slide Windows & Bedroom Window)	2 2 2
Awning - Weathershield Equipped Weatherpro Power - Acrylic with Remote & Wind Sensor (length shown)	181818

Product improvement is a continuing process at Triple E Recreational Vehicles. Thus, we reserve the right to change specifications on any or all products without prior notice, errors and omissions excepted. Triple E Recreational Vehicles is under no obligation to undertake modification to units manufactured prior to changes on specifications.

GVWR GROSS VEHICLE WEIGHT RATING means the maximum permissible weight of this motorhome. The GVWR is equal to or greater than the sum of the unloaded vehicle weight (UVW) plus the net carrying capacity (NCC).

UVW UNLOADED VEHICLE WEIGHT means the weight of the motorhome as built at the factory with full fuel, engine oil, and coolants. The UVW does not include cargo, fresh water, LP gas, occupants, or factory or dealer installed accessories.

NCC NET CARRYING CAPACITY means the maximum weight of all occupants, including the driver, personal belongings, food, fresh water, LP gas, tools, tongue weight of towed vehicle, factory and dealer installed accessories, etc., that can be carried by this motorhome. NCC is equal to or less than GVWR minus UVW.

NOTE: Please see your dealer for weights of factory installed options.

SPECIFICATIONS

SIGNATURE 2004	A3608FW	A3618FW	A3619FB
GVWR - lbs (kg)	29,410 (13,338)	29,410 (13,338)	29,410 (13,338)
UVW - lbs (kg)	21,686 (9837)	22,036 (10,016)	22,697 (10,317)
NCC - lbs (kg)	7,724 (3504)	7,374 (3,352)	6,713 (3,051)
Wheelbase - in (mm)	228" (5,791)	228" (5,791)	228" (5,791)
Length - ft (mm)	36'9" (11,201)	36'9" (11,201)	36'9" (11,201)
Width - ft (mm)	8'4" (2,534)	8'4" (2,534)	8'4" (2,534)
Height Incl. A/C- ft (mm)	12'1" (3,683)	12'1" (3,683)	12'1" (3,683)
*Water Tank Cap. - gal (l)	102 (386)	102 (386)	102 (386)
Holding Tank Cap. Grey. Cap. - gal (l)	57 (216)	57 (216)	57 (216)
Holding Tank Cap. Black - gal (l)	57 (216)	57 (216)	57 (216)
Fuel Cap. - gal (l)	100 (379)	100 (379)	100 (379)
Propane Cap. - gal (l)	32 (121)	32 (121)	32 (121)

*Includes 10 gallon water heater

All capacities in US gallons



1 Built into the stylish front fiberglass mask is a retractable propane generator.



2 For added elegance and flexibility, opt for the stand alone table and chairs instead of the fixed dinette. Available in oak or maple.



COME HOME TO FREEDOM

Chase the rainbow. Follow a shooting star. Pursue the sun. Inspiration is everywhere across this great land. All you have to do is find it!

A3619FB shown with Aqua Mist Décor >>



SPECIFICATIONS

S = Standard = Option = New for 2004

	A3608FW	A3618FW	A3619FB
GALLEY			
Coffee Maker			
Cook Top - Recessed with High Output Burners			
Countertop - Laminate with Solid Surface Edging, Stainless Steel Sink with Flush Sink Covers			
Countertop - Solid Surface Counter in Galley			
Cover - Recessed Bi-fold Range Cover			
Flooring - Hardwood Flooring in Galley			
Micro/Convection Oven - (OTR) with 110 V Range Hood and Light			
Oven - LP Gas			
Refrigerator - Dometic LP/Electric 8 cu ft with Temperature Control			
Refrigerator - Dometic 2-Door, Gas/Electric with Ice Maker & Black Stainless Doors (10 cu ft)			
Refrigerator Inserts - Raised Sculptured Solid Oak Fridge Inserts (N/A with 10 cu ft fridge option)			
LAVATORY			
Cabinet - Oak Medicine Cabinet with Mirror			
Fan - Thermostatically Controlled (Non Reversible) Ceiling Fan in Lavatory or Toilet Room			
Fan - Thermostatically Controlled (Non Reversible) Ceiling Fan in Shower Area			
Skylight - Shower Compartment			
Toilet - Bravura Single Pedal Deep Bowl			
Tub/Shower - One-Piece Fibreglass Tub/Shower			
Window - with Valance and Venetian Blind in Toilet Room			
ENTERTAINMENT			
CB Antenna - Includes Coax Lead in under Dash			
DVD Player with Upgrade to Premium Switch Box			
Master Control - Audio/Video Master Control Switch Box			
Prewire - for AC or DC Bedroom TV			
Prewire - Satellite Dish (with 12V, 110V Power and KVH Cable)			
Radio Monoplex System			
Satellite Dish - KVH LF in Motion - without Receiver			
Satellite Dish - KVH SF Automatic - without Receiver			
Satellite Dish - Winegard with Electronic Elevation Sensor			
Stereo - AM/FM Cassette/CD - 80 Watt			
Stereo - AM/FM CD in Dash Stereo with Big Buttons - 80 Watt			
Stereo - AM/FM CD Stereo with 6-Stack in Dash CD Changer with Big Buttons - 80 Watt			
Stereo - AM/FM CD Stereo in Bedroom with Alarm Clock			
Stereo - DHS Mobile Theatre System with AM/FM CD Stereo with 6 Stack in Dash CD Changer with Big Buttons			
Stereo - Exterior AM/FM - CD Stereo with Shielded Speakers			
Telephone & Cable TV Hook-up - Exterior			
TV - AC 20" Exterior TV in Baggage Compartment with Slide-out Tray			
TV - AC 20" Colour Stereo TV with Remote in Bedroom			
TV - AC 20" Colour Stereo TV with Remote in Overhead Cabinet			
TV - DC 13" Colour with Remote in Oak Cabinet in Bedroom			
TV Antenna - Roof Top Retractable Antenna with Booster with Dash Mounted "Antenna Up" Light			
VCR - AC Video Cassette Recorder			
HEATING VENTILATING AND AIR CONDITIONING			
Air Conditioner - Dual Ducted (2) 13,500 BTU with Heat Strip			
Fan - Thermostatically Controlled Fan in Living Area			
Furnace - 40,000 BTU Central Furnace with Electronic Ignition			
Heater - Dual Rear Auxiliary Automotive Heaters with Electric Valve			

ELECTRICAL

Alarm System with Motion Detector			
Batteries - Deep Cycle Coach Batteries- 2 X 6 volt			
Bi-Directional Isolator Relay Delay (BIRD) Battery Charging			
Generator - 6.5 KW Onan Liquid LP Gas Marquis on Slide-out Tray with Dash Mounted Hour Meter			
Generator - 7.5 KW Onan Quiet Diesel on Slide-out Tray with Dash Mounted Hour Meter			
Inverter - 2000 Watt Inverter with 100 Amp Charger with Upgrade to 4 x 6 Volt Batteries			
Panel - 50 Amp Electrical Service with Energy Management System			
Prewire - 110 V/12 V Receptacles in Baggage Compartment (Freezer Prep)			
Pre-wire - for Solar Panel			
Switch - 3-Way Water Pump Switch			
Switch - Electronic Battery Disconnect (Coach Batteries)			

PLUMBING AND LP SYSTEMS

Black Tank Flush System			
Holding Tanks - Enclosed and Insulated, Dual Heated Waste Holding Tanks			
LP Tank - Easy Access Propane Tank			
Prep. Package for Washer/Dryer			
Systems Monitor Panel			
Valve - Water Heater By-Pass			
Water Heater - Electronic Ignition LP/Electric/Motoraid Water Heater (10 gal.)			
Water Purifier - Faucet in Galley			
Water Tank - Enclosed and Insulated, Dual Heated Fresh Water Tank			
Water Tank Fill and Bleach Port			
Winterization System with Potable Antifreeze Tank			

SYSTEMS

Freezer/Refrigerator - On Slide-out Tray 1.38 cu ft (AC/DC)			
Rearview Camera/Monitor - Color LCD Display Mounted in Dash			
Vacuum - Central Vacuum with Outlet in Baggage Compartment			
Washer/Dryer (vented)			

Factory P.D.I.

OPTIONAL AWNING PACKAGES

Awning - Weathershield Equipped A&E 2 Step - Acrylic (length shown)	181818
Awning - Weathershield Equipped A&E Elite Slide Topper (Number of Awnings shown)	2 2 2
Awning - Weathershield Equipped A&E Elite Window Awnings (Main Slide Windows & Bedroom Window)	2 2 2
Awning - Weathershield Equipped Weatherpro Power - Acrylic with Remote & Wind Sensor (length shown)	181818

Product improvement is a continuing process at Triple E Recreational Vehicles. Thus, we reserve the right to change specifications on any or all products without prior notice, errors and omissions excepted. Triple E Recreational Vehicles is under no obligation to undertake modification to units manufactured prior to changes on specifications.

GVWR GROSS VEHICLE WEIGHT RATING means the maximum permissible weight of this motorhome. The GVWR is equal to or greater than the sum of the unloaded vehicle weight (UVW) plus the net carrying capacity (NCC).

UVW UNLOADED VEHICLE WEIGHT means the weight of the motorhome as built at the factory with full fuel, engine oil, and coolants. The UVW does not include cargo, fresh water, LP gas, occupants, or factory or dealer installed accessories.

NCC NET CARRYING CAPACITY means the maximum weight of all occupants, including the driver, personal belongings, food, fresh water, LP gas, tools, tongue weight of towed vehicle, factory and dealer installed accessories, etc., that can be carried by this motorhome. NCC is equal to or less than GVWR minus UVW.

NOTE: Please see your dealer for weights of factory installed options.

SIGNATURE 2004	A3608FW	A3618FW	A3619FB
GVWR - lbs (kg)	29,410 (13,338)	29,410 (13,338)	29,410 (13,338)
UVW - lbs (kg)	21686 (9837)	22,036 (10,016)	22,697 (10,317)
NCC - lbs (kg)	7724 (3504)	7,374 (3,352)	6,713 (3,051)
Wheelbase - in (mm)	228" (5,791)	228" (5,791)	228" (5,791)
Length - ft (mm)	36'9" (11,201)	36'9" (11,201)	36'9" (11,201)
Width - ft (mm)	8'4" (2,534)	8'4" (2,534)	8'4" (2,534)
Height Incl. A/C- ft (mm)	12'1" (3,683)	12'1" (3,683)	12'1" (3,683)
*Water Tank Cap. - gal (l)	102 (386)	102 (386)	102 (386)
Holding Tank Cap. Grey. Cap. - gal (l)	57 (216)	57 (216)	57 (216)
Holding Tank Cap. Black - gal (l)	57 (216)	57 (216)	57 (216)
Fuel Cap. - gal (l)	100 (379)	100 (379)	100 (379)
Propane Cap. - gal (l)	32 (121)	32 (121)	32 (121)

*Includes 10 gallon water heater

All capacities in US gallons



1 Built into the stylish front fiberglass mask is a retractable propane generator.



2 For added elegance and flexibility, opt for the stand alone table and chairs instead of the fixed dinette. Available in oak or maple.

FLOOR PLANS



A3608FW



A3618FW



New A3619FB



TRIPLE E QUALITY



Unparalleled craftsmanship



Triple E is located in the centre of Canada – in one of the most extreme climates in North America. Customers can thus be confident that our

products have truly been put to the test when it comes to the elements.

Much of what you see in our products is built on site to our highest standards. In our plant you'll find an impressive, progressive production facility complete with welding shop, paint shop, fibreglass and mold shop, sewing department, and cabinet manufacturing department.



Structural integrity and durability are critical in every unit we produce – to the smallest of details. For example, cabinetry is constructed with screws rather than staples. It's the little things that make a big difference.

All Triple E products are built to CSA (Canadian Standards Association) or

RVIA (Recreational Vehicle Industry Association) Standards. Triple E was one of the first RV manufacturers to obtain the ISO 9002 certification – your assurance of the careful construction and high quality materials that are part and parcel of every Triple E unit.



P.O. Box 1230, Winkler, MB
Canada R6W 4C4
Tel: (204) 325-4361
Fax: (204) 325-5241
www.tripleerv.com
TAKE FREEDOM Further

Triple E is proud to offer a
2 YEAR LIMITED WARRANTY
on structure as well as most major components.
Please see your dealer for further details.



This combination of labels assures the purchaser that the manufacturer has met or surpassed CSA-CRVA-RVIA standards covering electrical services, gas services, plumbing services, and vehicular safety.

Signature Motorhomes exceed 96 inches in width. In some states, 96 inches is the maximum width of vehicles travelling some or all state roads. It is the responsibility of the owner to be familiar with the road usage laws of the states in which you travel.

COACH NET

Triple E is a proud partner of Coach Net, an extensive support program providing complete and fully paid roadside assistance, emergency road service, and special warranty support benefits that follow you throughout Canada and the U.S. Service is free for the first year of ownership and available at a nominal fee for subsequent years.

Coach Net's 24-hour Customer Care includes:

- Emergency roadside assistance - including tow vehicle
- Toll free technician hotline for operation and service support
- Toll free nationwide service appointment assistance
- Free custom trip routing and colour maps
- Warranty service at over 6,800 locations throughout North America
- Benefits such as free jump starts, tire changes, fuel delivery, and lock out service

Brochure pictures may be shown with optional equipment.

Full of possibilities. Full of life. View the entire family of Triple E products at www.tripleerv.com.



Signature

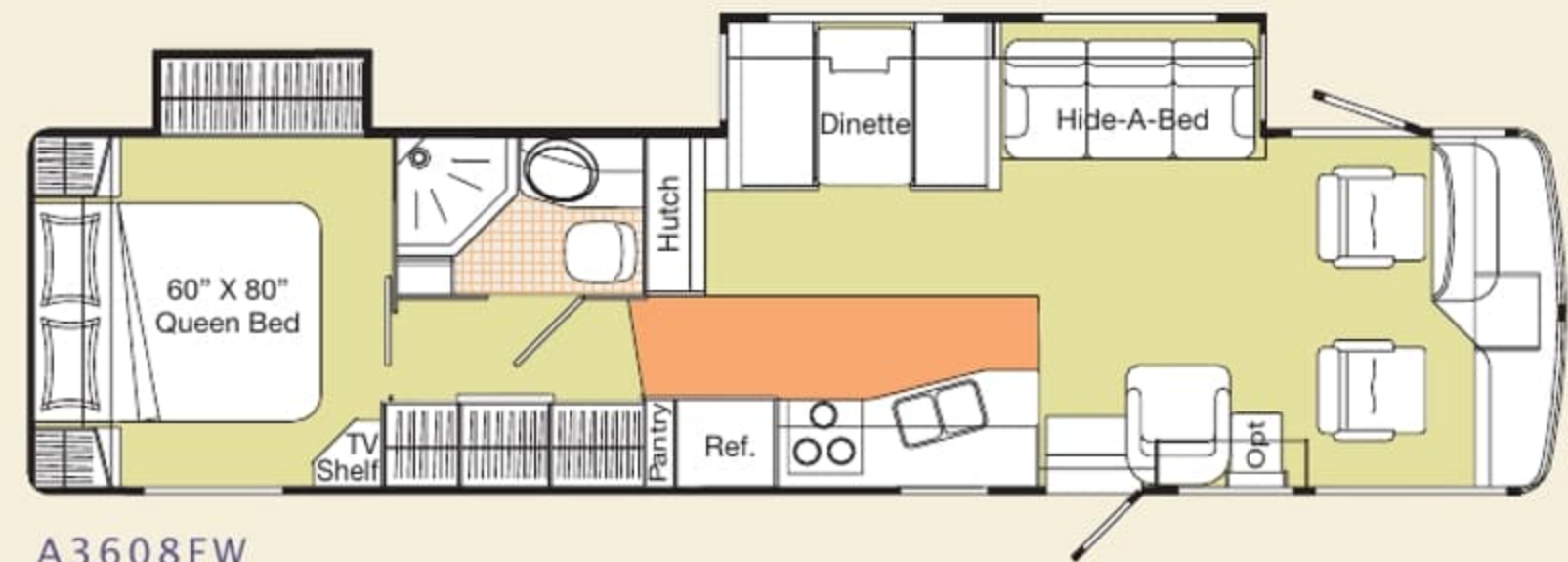
SIGNATURE 2004



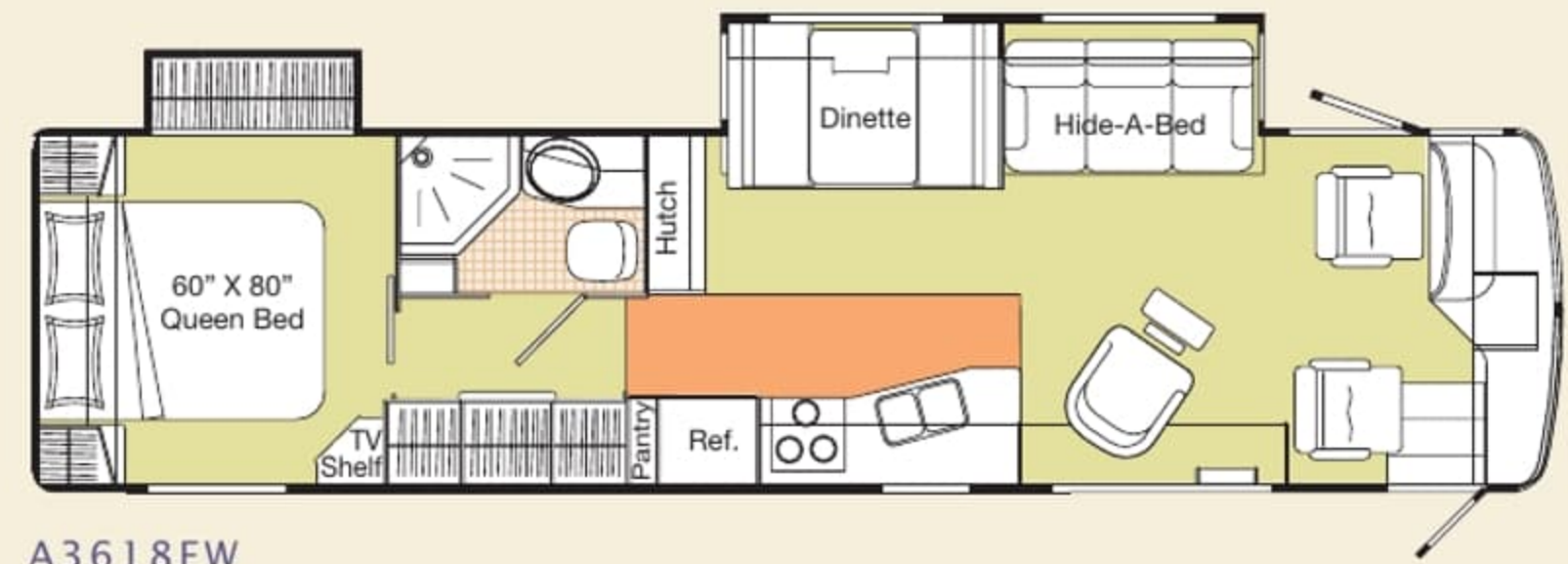
TAKE FREEDOM *Further*



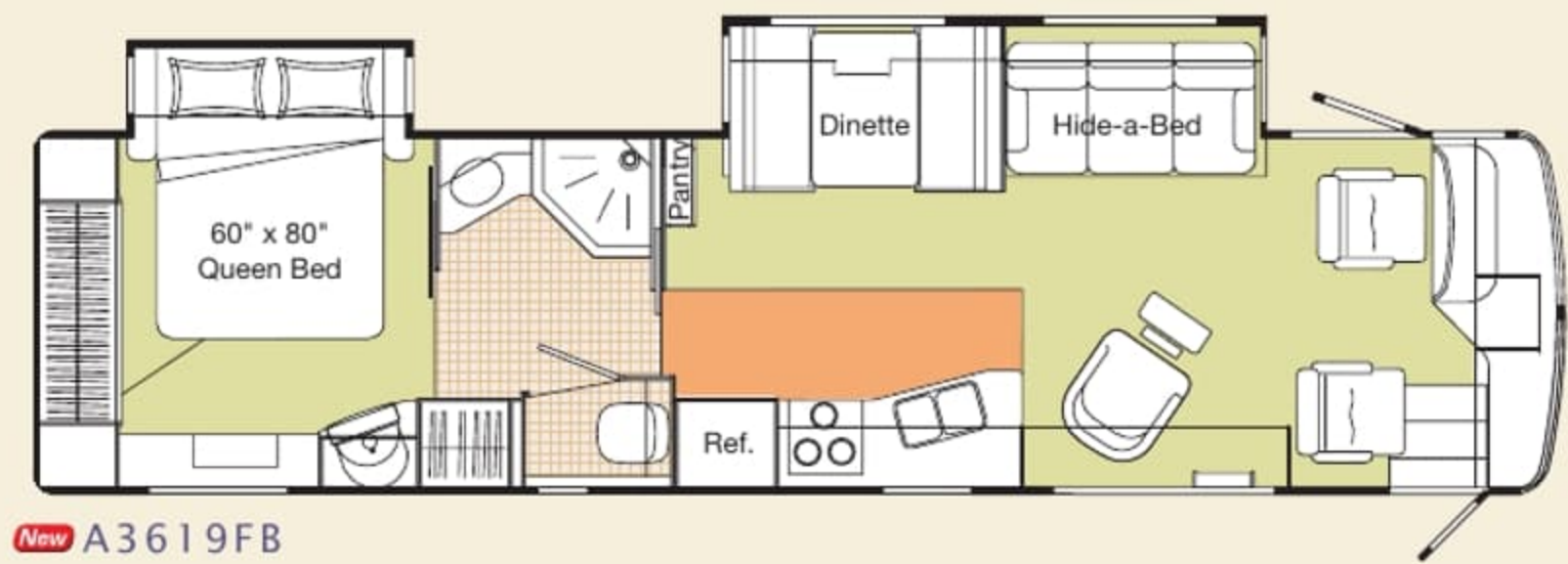
FLOOR PLANS



A3608FW



A3618FW



New A3619FB



TRIPLE E QUALITY



Unparalleled craftsmanship



Triple E is located in the centre of Canada – in one of the most extreme climates in North America. Customers can thus be confident that our

products have truly been put to the test when it comes to the elements.

Much of what you see in our products is built on site to our highest standards. In our plant you'll find an impressive, progressive production facility complete with welding shop, paint shop, fibreglass and mold shop, sewing department, and cabinet manufacturing department.



Structural integrity and durability are critical in every unit we produce – to the smallest of details. For example, cabinetry is constructed with screws rather than staples. It's the little things that make a big difference.

All Triple E products are built to CSA (Canadian Standards Association) or

RVIA (Recreational Vehicle Industry Association) Standards. Triple E was one of the first RV manufacturers to obtain the ISO 9002 certification – your assurance of the careful construction and high quality materials that are part and parcel of every Triple E unit.



P.O. Box 1230, Winkler, MB
Canada R6W 4C4
Tel: (204) 325-4361
Fax: (204) 325-5241
www.tripleerv.com
TAKE FREEDOM Further

Triple E is proud to offer a
2 YEAR LIMITED WARRANTY
on structure as well as most major components.
Please see your dealer for further details.



This combination of labels assures the purchaser that the manufacturer has met or surpassed CSA-CRVA-RVIA standards covering electrical services, gas services, plumbing services, and vehicular safety.

Signature Motorhomes exceed 96 inches in width. In some states, 96 inches is the maximum width of vehicles travelling some or all state roads. It is the responsibility of the owner to be familiar with the road usage laws of the states in which you travel.

COACH NET

Triple E is a proud partner of Coach Net, an extensive support program providing complete and fully paid roadside assistance, emergency road service, and special warranty support benefits that follow you throughout Canada and the US. Service is free for the first year of ownership and available at a nominal fee for subsequent years.

Coach Net's 24-hour Customer Care includes:

- Emergency roadside assistance - including tow vehicle
- Toll free technician hotline for operation and service support
- Toll free nationwide service appointment assistance
- Free custom trip routing and colour maps
- Warranty service at over 6,800 locations throughout North America
- Benefits such as free jump starts, tire changes, fuel delivery, and lock out service

Brochure pictures may be shown with optional equipment.

Full of possibilities. Full of life. View the entire family of Triple E products at www.tripleerv.com.



Signature



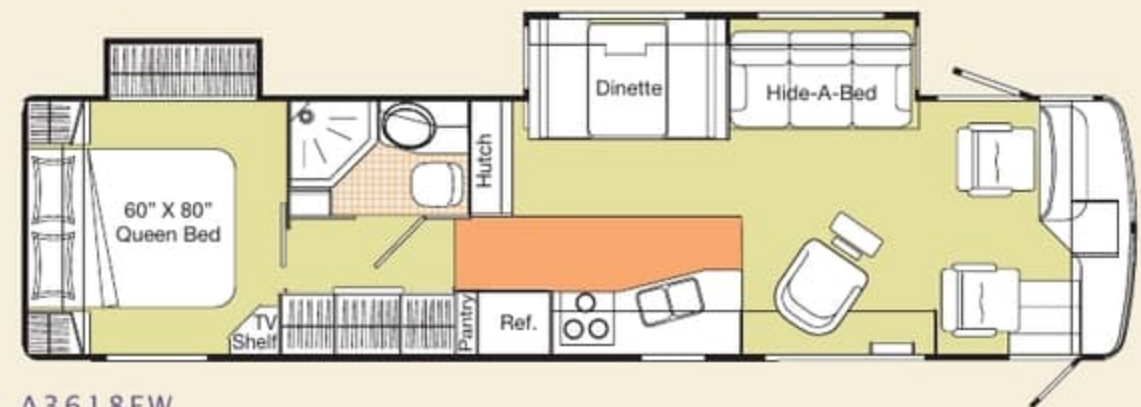
TAKE FREEDOM *Further*



FLOOR PLANS



A3608FW



A3618FW



New A3619FB



TRIPLE E QUALITY



Unparalleled craftsmanship



Triple E is located in the centre of Canada – in one of the most extreme climates in North America. Customers can thus be confident that our

products have truly been put to the test when it comes to the elements.

Much of what you see in our products is built on site to our highest standards. In our plant you'll find an impressive, progressive production facility complete with welding shop, paint shop, fibreglass and mold shop, sewing department, and cabinet manufacturing department.



Structural integrity and durability are critical in every unit we produce – to the smallest of details. For example, cabinetry is constructed with screws rather than staples. It's the little things that make a big difference.

All Triple E products are built to CSA (Canadian Standards Association) or

RVIA (Recreational Vehicle Industry Association) Standards. Triple E was one of the first RV manufacturers to obtain the ISO 9002 certification – your assurance of the careful construction and high quality materials that are part and parcel of every Triple E unit.



P.O. Box 1230, Winkler, MB
Canada R6W 4C4
Tel: (204) 325-4361
Fax: (204) 325-5241
www.tripleerv.com
TAKE FREEDOM *Further*

Triple E is proud to offer a
2 YEAR LIMITED WARRANTY
on structure as well as most major components.
Please see your dealer for further details.



This combination of labels assures the purchaser that the manufacturer has met or surpassed CSA-CRVA-RVIA standards covering electrical services, gas services, plumbing services, and vehicular safety.

Signature Motorhomes exceed 96 inches in width. In some states, 96 inches is the maximum width of vehicles travelling some or all state roads. It is the responsibility of the owner to be familiar with the road usage laws of the states in which you travel.

COACH NET

Triple E is a proud partner of Coach Net, an extensive support program providing complete and fully paid roadside assistance, emergency road service, and special warranty support benefits that follow you throughout Canada and the U.S. Service is free for the first year of ownership and available at a nominal fee for subsequent years.

Coach Net's 24-hour Customer Care includes:

- Emergency roadside assistance - including tow vehicle
- Toll free technician hotline for operation and service support
- Toll free nationwide service appointment assistance
- Free custom trip routing and colour maps
- Warranty service at over 6,800 locations throughout North America
- Benefits such as free jump starts, tire changes, fuel delivery, and lock out service

Brochure pictures may be shown with optional equipment.

Full of possibilities. Full of life. View the entire family of Triple E products at www.tripleerv.com.



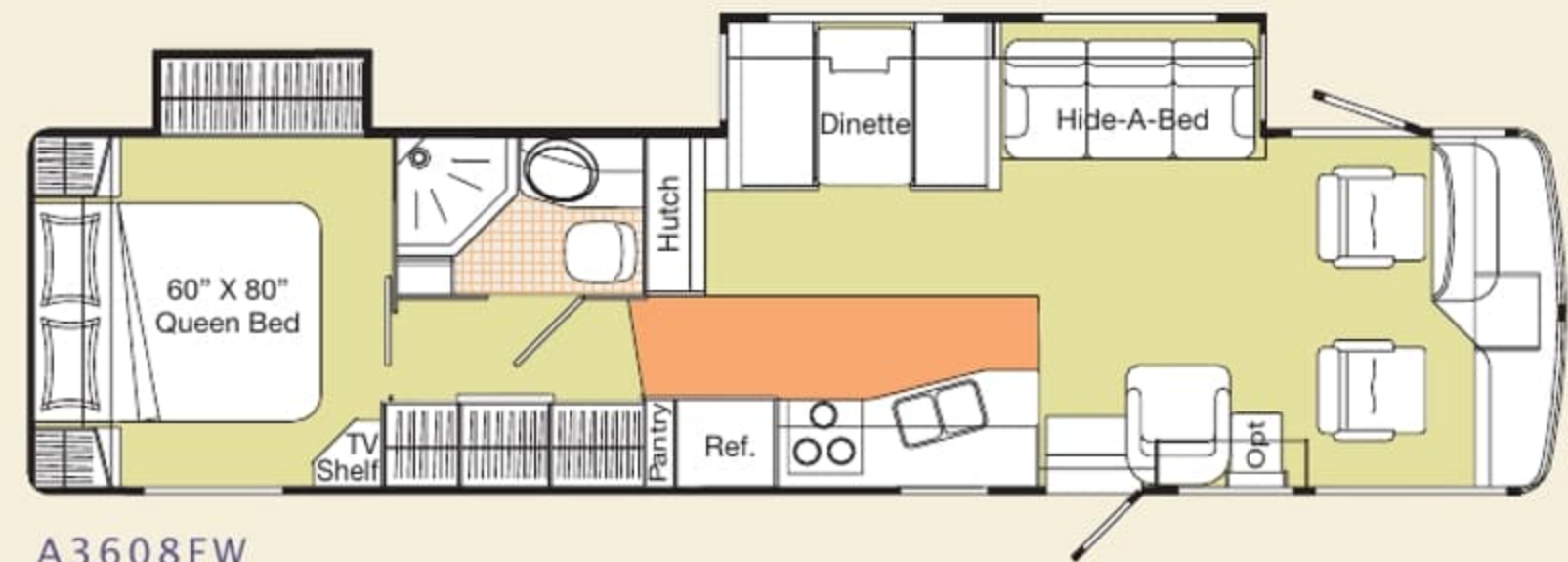
Signature



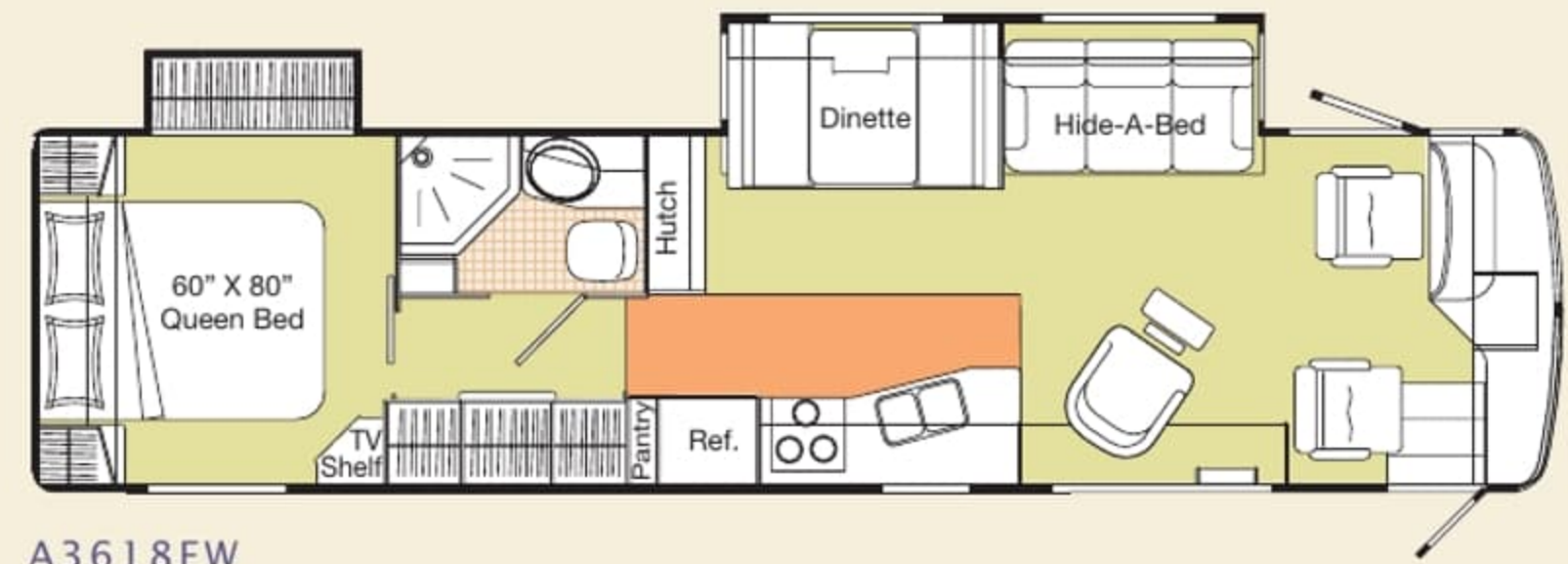
TAKE FREEDOM *Further*



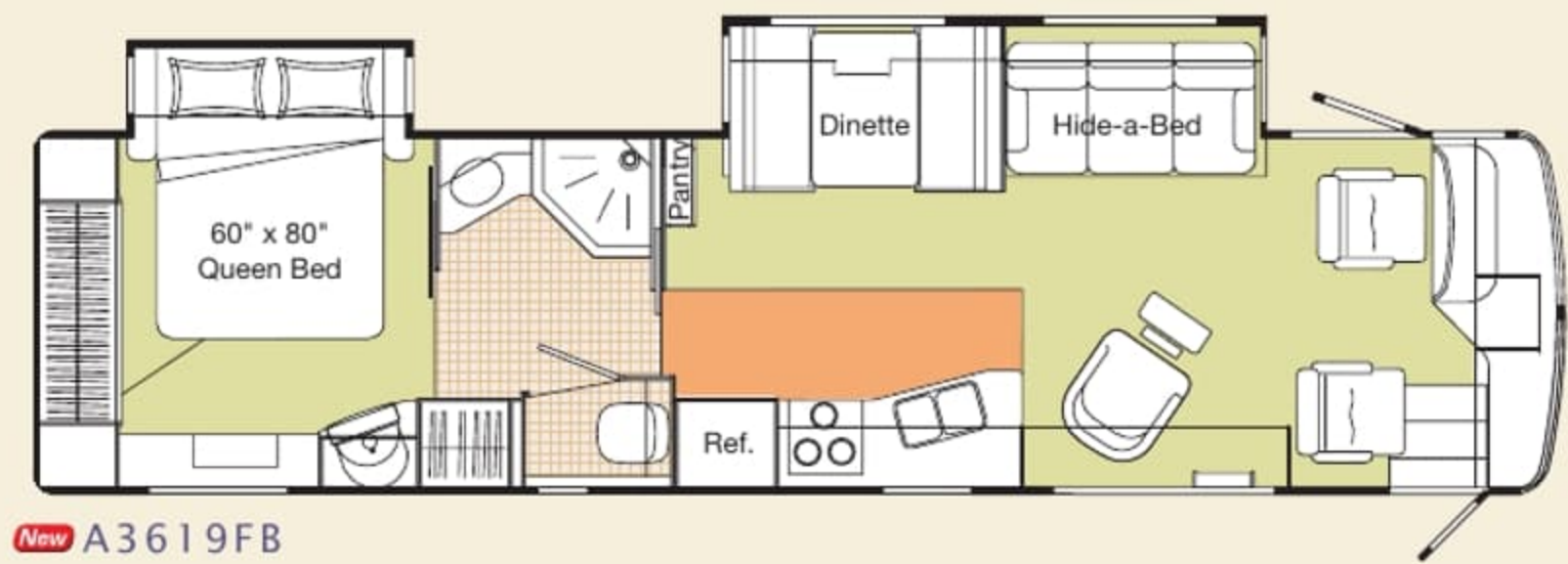
FLOOR PLANS



A3608FW



A3618FW



New A3619FB



TRIPLE E QUALITY



Unparalleled craftsmanship



Triple E is located in the centre of Canada – in one of the most extreme climates in North America. Customers can thus be confident that our

products have truly been put to the test when it comes to the elements.

Much of what you see in our products is built on site to our highest standards. In our plant you'll find an impressive, progressive production facility complete with welding shop, paint shop, fibreglass and mold shop, sewing department, and cabinet manufacturing department.



Structural integrity and durability are critical in every unit we produce – to the smallest of details. For example, cabinetry is constructed with screws rather than staples. It's the little things that make a big difference.

All Triple E products are built to CSA (Canadian Standards Association) or

RVIA (Recreational Vehicle Industry Association) Standards. Triple E was one of the first RV manufacturers to obtain the ISO 9002 certification – your assurance of the careful construction and high quality materials that are part and parcel of every Triple E unit.



P.O. Box 1230, Winkler, MB
Canada R6W 4C4
Tel: (204) 325-4361
Fax: (204) 325-5241
www.tripleerv.com
TAKE FREEDOM Further

Triple E is proud to offer a
2 YEAR LIMITED WARRANTY
on structure as well as most major components.
Please see your dealer for further details.



This combination of labels assures the purchaser that the manufacturer has met or surpassed CSA-CRVA-RVIA standards covering electrical services, gas services, plumbing services, and vehicular safety.

Signature Motorhomes exceed 96 inches in width. In some states, 96 inches is the maximum width of vehicles travelling some or all state roads. It is the responsibility of the owner to be familiar with the road usage laws of the states in which you travel.


COACH NET

Triple E is a proud partner of Coach Net, an extensive support program providing complete and fully paid roadside assistance, emergency road service, and special warranty support benefits that follow you throughout Canada and the US. Service is free for the first year of ownership and available at a nominal fee for subsequent years.

Coach Net's 24-hour Customer Care includes:

- Emergency roadside assistance - including tow vehicle
- Toll free technician hotline for operation and service support
- Toll free nationwide service appointment assistance
- Free custom trip routing and colour maps
- Warranty service at over 6,800 locations throughout North America
- Benefits such as free jump starts, tire changes, fuel delivery, and lock out service

Brochure pictures may be shown with optional equipment.

 Full of possibilities. Full of life. View the entire family of Triple E products at www.tripleerv.com.



Signature



TAKE FREEDOM *Further*

