

 **FLEETWOOD**  
*Driven to Explore*

Command the road.

**{American Coach}**





 **FLEETWOOD**  
*Driven to Explore*

Command the road.

***{American Coach}***



REDEFINE THE ROAD TRIP AND DARE TO  
FIND WHAT YOU ONLY ONCE IMAGINED. CONQUER  
YOUR DREAMS, AND FULFILL YOUR CRAVING  
TO EXPLORE. SUCCESS YOU HAVE, BUT ADVENTURE YOU  
NEED. MAKE THE VOYAGE WITH GRACE,  
AND MAKE THE VEHICLE AMERICAN TRADITION.





REDEFINE THE ROAD TRIP AND DARE TO  
FIND WHAT YOU ONLY ONCE IMAGINED. CONQUER  
YOUR DREAMS, AND FULFILL YOUR CRAVING  
TO EXPLORE. SUCCESS YOU HAVE, BUT ADVENTURE YOU  
NEED. MAKE THE VOYAGE WITH GRACE,  
AND MAKE THE VEHICLE AMERICAN TRADITION.





American Tradition 40J, shown in Timepiece interior decor with Regency Cherry wood finish (shown w/optional 32" Plasma TV and leather sofas).





American Tradition 40J, shown in Timepiece interior decor with Regency Cherry wood finish (shown w/optional 32" Plasma TV and leather sofas).





American Tradition 40L, shown in Keepsake interior decor with Regency Cherry wood finish (shown w/optional leather sofas).





*American Tradition 40L, shown in Keepsake interior decor with Regency Cherry wood finish (shown w/optional leather sofas).*



## SUPERIOR COMFORT.

Take the world in with style, travel with ease and enjoy all the amenities you could possibly imagine. The American Tradition gives new meaning to your travels and rewards your adventuring spirit with a posh design and an amazingly comfortable driving experience.

Imagine elegant Flexsteel® furniture available in optional leather, and the spaciousness of tall 82" ceilings as you explore the road ahead. Your journeys have never been this elegant or exciting. The destination is important and now getting there has never been so luxurious.



**THE SOLID SURFACE DINETTE** easily extends to accommodate 2 additional folding chairs (not shown) to comfortably seat 4.



**OVER-THE-DINETTE STORAGE** is the perfect place to keep books, board games or anything else you might need on the road.



**THE FRONT ENTERTAINMENT CENTER** features a 24" flat-screen monitor with a home theater sound system, transforming your coach into a mobile movie theater (shown w/optional 32" Plasma TV).



**THE HARMONY UNIVERSAL REMOTE** comes pre-programmed and controls the entertainment center components with the push of a button.



**CONVENIENT PASSENGER SIDE STORAGE** is designed to store maps and magazines.



## SUPERIOR COMFORT.

Take the world in with style, travel with ease and enjoy all the amenities you could possibly imagine. The American Tradition gives new meaning to your travels and rewards your adventuring spirit with a posh design and an amazingly comfortable driving experience.

Imagine elegant Flexsteel® furniture available in optional leather, and the spaciousness of tall 82" ceilings as you explore the road ahead. Your journeys have never been this elegant or exciting. The destination is important and now getting there has never been so luxurious.



**THE SOLID SURFACE DINETTE** easily extends to accommodate 2 additional folding chairs (not shown) to comfortably seat 4.



**OVER-THE-DINETTE STORAGE** is the perfect place to keep books, board games or anything else you might need on the road.



**THE FRONT ENTERTAINMENT CENTER** features a 24" flat-screen monitor with a home theater sound system, transforming your coach into a mobile movie theater (shown w/optional 32" Plasma TV).



**THE HARMONY UNIVERSAL REMOTE** comes pre-programmed and controls the entertainment center components with the push of a button.



**CONVENIENT PASSENGER SIDE STORAGE** is designed to store maps and magazines.



## THE ULTIMATE GALLEY.

Why leave home for a gourmet meal? Now, you don't have to. Welcome to a world where cooking on the go is no different than preparing an elegant meal at home. Amenities include, a stylish 12 cu. ft. Dometic® refrigerator with icemaker and brushed aluminum finish, a sleek

60/40 split stainless steel sink, and durable solid surface sink lids for additional counter space. You've never felt so comfortable or had so many luxuries at your fingertips. Now you can enjoy everything from hot dogs and hamburgers to Shrimp Scampi or Rack of Lamb.



**THE KITCHEN SINK** features an elegant Delta® high rise faucet, with soap dispenser and sprayer for easy cleaning.

**UNDER-THE-SINK STORAGE** is specifically designed to store solid surface sink lids and range covers.

**OVERHEAD STORAGE IN THE GALLEY** features adjustable shelving and are deep enough to accommodate full-size plates. The shelves are lined to prevent scratching the cabinets.

**SOLID SURFACE COUNTERTOPS** throughout the entire coach look elegant and are easy to clean and are germ- and stain-resistant.

**DELUXE BALL BEARING, FULL-EXTENSION DRAWER GUIDES** throughout the coach give you full access to the drawers.

**THE KITCHEN PANTRY** is spacious enough for all your non-perishable items, and features convenient pull-out shelves for easy access (select models).



## THE ULTIMATE GALLEY.

Why leave home for a gourmet meal? Now, you don't have to. Welcome to a world where cooking on the go is no different than preparing an elegant meal at home. Amenities include, a stylish 12 cu. ft. Dometic® refrigerator with icemaker and brushed aluminum finish, a sleek

60/40 split stainless steel sink, and durable solid surface sink lids for additional counter space. You've never felt so comfortable or had so many luxuries at your fingertips. Now you can enjoy everything from hot dogs and hamburgers to Shrimp Scampi or Rack of Lamb.



**THE KITCHEN SINK** features an elegant Delta® high rise faucet, with soap dispenser and sprayer for easy cleaning.

**UNDER-THE-SINK STORAGE** is specifically designed to store solid surface sink lids and range covers.

**OVERHEAD STORAGE IN THE GALLEY** features adjustable shelving and are deep enough to accommodate full-size plates. The shelves are lined to prevent scratching the cabinets.

**SOLID SURFACE COUNTERTOPS** throughout the entire coach look elegant and are easy to clean and are germ-and stain-resistant.

**DELUXE BALL BEARING, FULL-EXTENSION DRAWER GUIDES** throughout the coach give you full access to the drawers.

**THE KITCHEN PANTRY** is spacious enough for all your non-perishable items, and features convenient pull-out shelves for easy access (select models).





*American Tradition 40J, shown in Timepiece interior decor with Regency Cherry wood finish.*





*American Tradition 40J, shown in Timepiece interior decor with Regency Cherry wood finish.*





American Tradition 40L, shown in Keepsake interior decor with Regency Cherry wood finish (shown w/optional ceiling fan).





American Tradition 40L, shown in Keepsake interior decor with Regency Cherry wood finish (shown w/optional ceiling fan).



## BEDROOM BLISS.

Rest is essential and comfort is always necessary. Tradition's bedroom provides that comfort, along with plush surroundings and features, making it feel more like a five star suite. Peaceful sleep is assured with the

amazing queen-sized pillow top mattress, making it easy to drift off into dream land, while day/night pleated shades keep out the sun for those afternoon naps. Relaxation is inevitable and luxury abundant.



**TRADITION'S WARDROBE AREA** features plenty of space for clothes, shoe storage, and is lined with cedar to keep your clothes smelling fresh and moth-free.



**TRADITION'S ELEGANT BEDROOM** features raised-panel wood cabinetry, durable solid surface nightstand tops and deluxe, luxurious fabrics for ultimate comfort (40J shown with Timepiece interior decor).



**THE BEDROOM ENTERTAINMENT CENTER** includes a standard 20" TV and a pre-programmed Harmony® remote for easy push-button control of all the components. Upgrade to an optional 23" LCD TV, shown above. It sits flush against the overhead cabinetry.

**THE BEDROOM CEILING FAN** circulates air and keeps the room cool, allowing you to rest easy, even on hot days (optional).

**THE WASHER/DRYER COMBO** is a great convenience that is easily concealed when not in use.



## BEDROOM BLISS.

Rest is essential and comfort is always necessary. Tradition's bedroom provides that comfort, along with plush surroundings and features, making it feel more like a five star suite. Peaceful sleep is assured with the

amazing queen-sized pillow top mattress, making it easy to drift off into dream land, while day/night pleated shades keep out the sun for those afternoon naps. Relaxation is inevitable and luxury abundant.



**TRADITION'S WARDROBE AREA** features plenty of space for clothes, shoe storage, and is lined with cedar to keep your clothes smelling fresh and moth-free.



**TRADITION'S ELEGANT BEDROOM** features raised-panel wood cabinetry, durable solid surface nightstand tops and deluxe, luxurious fabrics for ultimate comfort (40J shown with Timepiece interior decor).



**THE BEDROOM ENTERTAINMENT CENTER** includes a standard 20" TV and a pre-programmed Harmony® remote for easy push-button control of all the components. Upgrade to an optional 23" LCD TV, shown above. It sits flush against the overhead cabinetry.

**THE BEDROOM CEILING FAN** circulates air and keeps the room cool, allowing you to rest easy, even on hot days (optional).

**THE WASHER/DRYER COMBO** is a great convenience that is easily concealed when not in use.



## American Tradition

### INTERIOR DECOR

Mix and match between 4 interior decor motifs, 4 wood finishes and 6 exterior graphic options to create the vehicle that's right for you.

#### TIMEPIECE

##### Living Room/Dining Room



Optional Leather Sofa  
Sleeper, Loveseat

Sofa Throw Pillows

Sofa Sleeper, Loveseat,  
Dinette Chairs

##### Bedroom



Bedsread

Pillow Shams

Throw Pillows

#### KEEPSAKE

##### Living Room/Dining Room



Optional Leather Sofa  
Sleeper, Loveseat

Sofa Throw Pillows

Sofa Sleeper, Loveseat,  
Dinette Chairs

##### Bedroom



Bedsread

Pillow Shams

Throw Pillows

### INTERIOR WOOD FINISHES



Regency Cherry



Clear White  
Maple



Windsor  
Birch



Walnut

#### JADE

##### Living Room/Dining Room



Optional Leather Sofa  
Sleeper, Loveseat

Sofa Throw Pillows

Sofa Sleeper, Loveseat

##### Bedroom



Bedsread

Pillow Shams

Throw Pillows

#### COLLECTION

##### Living Room/Dining Room



Optional Leather Sofa  
Sleeper, Loveseat

Sofa Throw Pillows

Sofa Sleeper, Loveseat,  
Dinette Chairs

##### Bedroom



Bedsread

Pillow Shams

Throw Pillows

### EXTERIOR GRAPHICS



White Diamond



Desert Wind



Crystal Alloy



Acadia Green



Newport Blue



Manhattan Beige



## American Tradition

### INTERIOR DECOR

Mix and match between 4 interior decor motifs, 4 wood finishes and 6 exterior graphic options to create the vehicle that's right for you.

#### TIMEPIECE

##### Living Room/Dining Room



Optional Leather Sofa Sleeper, Loveseat



Sofa Throw Pillows



Sofa Sleeper, Loveseat, Dinette Chairs

##### Bedroom



Bedspread



Pillow Shams



Throw Pillows

#### KEEPSAKE

##### Living Room/Dining Room



Optional Leather Sofa Sleeper, Loveseat



Sofa Throw Pillows



Sofa Sleeper, Loveseat, Dinette Chairs

##### Bedroom



Bedspread



Pillow Shams



Throw Pillows

### INTERIOR WOOD FINISHES



Regency Cherry



Clear White Maple



Windsor Birch



Walnut

#### JADE

##### Living Room/Dining Room



Optional Leather Sofa Sleeper, Loveseat



Sofa Throw Pillows



Sofa Sleeper, Loveseat

##### Bedroom



Bedspread



Pillow Shams



Throw Pillows

#### COLLECTION

##### Living Room/Dining Room



Optional Leather Sofa Sleeper, Loveseat



Sofa Throw Pillows



Sofa Sleeper, Loveseat, Dinette Chairs

##### Bedroom



Bedspread



Pillow Shams



Throw Pillows

### EXTERIOR GRAPHICS



White Diamond



Desert Wind



Crystal Alloy



Acadia Green



Newport Blue



Manhattan Beige



**The Electric Patio Awning**

is retractable with the push of a button, provides shelter from the weather, rain or shine. Girard Awning Package (optional) includes an adjustable wind sensor that automatically retracts the awning in winds over the specified setting.

**A Two Stage Dupont® Paint Process**

is carefully applied to give the exterior a sleek look and beautiful shine. This process ensures only the best in quality and appearance.

**Side-Hinged Luggage Doors**

redesigned to open sideways, providing easy access to stored items.

**Dual Fuel Fills**

located on each side of the coach just behind the axle. The RV is easy to refill no matter what side of the pump you are on.

**One-Piece Windshield**

looks fantastic and gives the driver an unobstructed view of the road. The windshield wipers are mounted up and out of the way.

**The Entry Door** has a specially designed window to increase visibility. The door also features a reliable pneumatic air lock (optional) that reduces wind noise when driving.

\*Vehicle shown in White Diamond.



**TRADITION** comes standard with a 370HP diesel engine.

**THE EXTERIOR STORAGE COMPARTMENTS** are very spacious for all your travel gear, featuring exterior side-hinged storage doors for easy opening and closing. Pull-out trays are optional.

**SPECIALLY DESIGNED DURABLE HINGE PINS** lock the exterior compartments in the open position so the doors won't swing shut when you are loading or unloading.

**THE DRIVER'S AREA** features telescoping and tilting steering wheel, 3-point integrated seat belts, an easy-to-operate AM/FM radio with CD player and Sirius® Satellite radio including 1-year subscription (optional).

**THE ONAN® MANUAL SLIDE GENERATOR** moves away from the front cap, giving you access to easily adjust fluid levels and monitor your generator.

**THE UTILITY COMPARTMENT** provides a central place to change your whole coach water filter, empty your holding tanks and access the water sprayer for quick clean-ups.

**THE ILLUMINATED ENTRY GRAB HANDLE** makes it easy to find your way home after dark.



**The Electric Patio Awning**

is retractable with the push of a button, provides shelter from the weather, rain or shine. Girard Awning Package (optional) includes an adjustable wind sensor that automatically retracts the awning in winds over the specified setting.

**A Two Stage Dupont® Paint Process**

is carefully applied to give the exterior a sleek look and beautiful shine. This process ensures only the best in quality and appearance.

**Side-Hinged Luggage Doors**

redesigned to open sideways, providing easy access to stored items.

**Dual Fuel Fills**

located on each side of the coach just behind the axle. The RV is easy to refill no matter what side of the pump you are on.

**One-Piece Windshield**

looks fantastic and gives the driver an unobstructed view of the road. The windshield wipers are mounted up and out of the way.

**The Entry Door** has a specially designed window to increase visibility. The door also features a reliable pneumatic air lock (optional) that reduces wind noise when driving.

\*Vehicle shown in White Diamond.



**TRADITION** comes standard with a 370HP diesel engine.



**THE EXTERIOR STORAGE COMPARTMENTS** are very spacious for all your travel gear, featuring exterior side-hinged storage doors for easy opening and closing. Pull-out trays are optional.



**SPECIALLY DESIGNED DURABLE HINGE PINS** lock the exterior compartments in the open position so the doors won't swing shut when you are loading or unloading.



**THE DRIVER'S AREA** features telescoping and tilting steering wheel, 3-point integrated seat belts, an easy-to-operate AM/FM radio with CD player and Sirius® Satellite radio including 1-year subscription (optional).



**THE ONAN® MANUAL SLIDE GENERATOR** moves away from the front cap, giving you access to easily adjust fluid levels and monitor your generator.



**THE UTILITY COMPARTMENT** provides a central place to change your whole coach water filter, empty your holding tanks and access the water sprayer for quick clean-ups.



**THE ILLUMINATED ENTRY GRAB HANDLE** makes it easy to find your way home after dark.



BASK IN LIFE AND ENJOY THE FRUITS  
OF YOUR LABOR. SEE THE WORLD FROM A  
NEW POINT OF VIEW AND CHALLENGE  
THE DESTINATION, FOR NOTHING IS OUT OF  
YOUR REACH. ADVENTURE IN STYLE  
AND COMFORT, ONLY IN AMERICAN EAGLE.





BASK IN LIFE AND ENJOY THE FRUITS  
OF YOUR LABOR. SEE THE WORLD FROM A  
NEW POINT OF VIEW AND CHALLENGE  
THE DESTINATION, FOR NOTHING IS OUT OF  
YOUR REACH. ADVENTURE IN STYLE  
AND COMFORT, ONLY IN AMERICAN EAGLE.







American Eagle 42R, shown in Cashmere interior decor with Regency Cherry wood finish (shown w/optional 32" Plasma TV and galley to entry tile w/area rugs).





American Eagle 42R, shown in Cashmere interior decor with Regency Cherry wood finish (shown w/optional 32" Plasma TV and galley to entry tile w/area rugs).











## THE RV EVOLVED.

You are about to embark on an adventure brimming with lavish amenities. Settle into the lap of luxury as your travels take you from place to place in all the comforts imaginable. American Eagle is a different kind of traveling experience that will help you to see the

road from a whole new perspective. Enjoy breathtaking, diagonally laid porcelain tile in the entryway and plush leather furniture throughout. Only the finest name brands are used, like Fabrica®, GE® and Flexsteel®. The RV experience simply does not get any better.



**A LUXURIOUS LEATHER FLEXSTEEL® SOFA WITH AIR-MATTRESS**  
(optional) providing incredibly comfortable sleeping accommodations for guests.



**OPTIONAL 32" PLASMA HDTV** with home theater sound system is the ultimate luxury to have on the road for the ultimate movie theater experience.



**CENTRAL VACUUM** is a very convenient feature to have handy for cleaning up quick (optional).



## THE RV EVOLVED.

You are about to embark on an adventure brimming with lavish amenities. Settle into the lap of luxury as your travels take you from place to place in all the comforts imaginable. American Eagle is a different kind of traveling experience that will help you to see the

road from a whole new perspective. Enjoy breathtaking, diagonally laid porcelain tile in the entryway and plush leather furniture throughout. Only the finest name brands are used, like Fabrica®, GE® and Flexsteel®. The RV experience simply does not get any better.



**A LUXURIOUS LEATHER FLEXSTEEL® SOFA WITH AIR-MATTRESS**  
(optional) providing incredibly comfortable sleeping accommodations for guests.



**OPTIONAL 32" PLASMA HDTV** with home theater sound system is the ultimate luxury to have on the road for the ultimate movie theater experience.



**CENTRAL VACUUM** is a very convenient feature to have handy for cleaning up quick (optional).



## A GOURMET GALLEY.

Sophisticated, convenient, luxurious; welcome to Eagle's galley. You have always dreamed of being able to recreate your favorite recipes on the road, and now you can. Eagle spoils you with every luxury of home, so cooking on the go can be as enjoyable as

cooking at home. Elegant solid wood cabinetry and stylish aluminum brushed appliances are just a few examples of this coach's exquisite galley design. Get creative with your menu, any dish you can imagine, Eagle can accommodate.



**THE INSTA-HOT WATER SPOUT** is a wonderful feature that provides 60 cups of hot water per hour for soup, tea or coffee (optional).

**THE OPTIONAL NORCOLD® 12 CU. FT. REFRIGERATOR** features an icemaker, plenty of shelf room and a sleek brushed aluminum finish.

**THE GE® ADVANTIUM CONVECTION MICROWAVE OVEN** utilizes halogen light, which cooks up to 4 times faster than a traditional microwave.

**THE BEAUTIFUL DELTA® HIGH RISE GALLEY FAUCET** gives you easy access to the sink and features a sprayer and soap dispenser.

**NORCOLD® EXTERIOR REFRIGERATOR OR FREEZER** (optional) conveniently slides out from the exterior compartment and is a great place to store cold drinks or frozen steaks for your barbecues.



## A GOURMET GALLEY.

Sophisticated, convenient, luxurious; welcome to Eagle's galley. You have always dreamed of being able to recreate your favorite recipes on the road, and now you can. Eagle spoils you with every luxury of home, so cooking on the go can be as enjoyable as

cooking at home. Elegant solid wood cabinetry and stylish aluminum brushed appliances are just a few examples of this coach's exquisite galley design. Get creative with your menu, any dish you can imagine, Eagle can accommodate.



**THE INSTA-HOT WATER SPOUT** is a wonderful feature that provides 60 cups of hot water per hour for soup, tea or coffee (optional).

**THE OPTIONAL NORCOLD® 12 CU. FT. REFRIGERATOR** features an icemaker, plenty of shelf room and a sleek brushed aluminum finish.

**THE GE® ADVANTIUM CONVECTION MICROWAVE OVEN** utilizes halogen light, which cooks up to 4 times faster than a traditional microwave.

**THE BEAUTIFUL DELTA® HIGH RISE GALLEY FAUCET** gives you easy access to the sink and features a sprayer and soap dispenser.

**NORCOLD® EXTERIOR REFRIGERATOR OR FREEZER** (optional) conveniently slides out from the exterior compartment and is a great place to store cold drinks or frozen steaks for your barbecues.





*American Eagle 42R, shown in Cashmere interior decor with Regency Cherry wood finish.*





*American Eagle 42R, shown in Cashmere interior decor with Regency Cherry wood finish.*





American Eagle 42R, shown in Cashmere interior decor with Regency Cherry wood finish (shown w/optional 32" Plasma TV and ceiling fan)





American Eagle 42R, shown in Cashmere interior decor with Regency Cherry wood finish (shown w/optional 32" Plasma TV and ceiling fan)



## SLEEP IN LUXURY.

Sacrifice nothing on the road, except for maybe room service, in Eagle's glamorous and inviting bedroom. Grace and style are a given in this palatial bedroom with elegant carpet and handsome solid wood cabinetry.

Eagle is intuitively designed with gracious wardrobe space, and rich with comfort thanks to the queen-sized pillow top mattress. A soothing night's sleep, or a refreshing afternoon nap has never been so enjoyable.



**THE ELEGANT ETCHED GLASS ENCLOSED SHOWER** features a top-of-the-line Moen® hand-held showerhead and shower caddy, while the large residential-sized sink provides all the space and convenience of home.



**THE BEDROOM ENTERTAINMENT CENTER** includes a 23" LCD TV and surround sound, transforming the bedroom into a theater (32" Plasma TV is optional).



**THE ESP SYSTEM** acts as a surge protector for the generator and utility power outputs. This helps to eliminate blown fuses and power surges.

**A FRONT DOOR LOCK SWITCH** allows you to lock or unlock your coach and activate the alarm with the push of a button from the bedroom.



**A SAFE** in the bedroom is a great feature for storing your valuables.



## SLEEP IN LUXURY.

Sacrifice nothing on the road, except for maybe room service, in Eagle's glamorous and inviting bedroom. Grace and style are a given in this palatial bedroom with elegant carpet and handsome solid wood cabinetry.

Eagle is intuitively designed with gracious wardrobe space, and rich with comfort thanks to the queen-sized pillow top mattress. A soothing night's sleep, or a refreshing afternoon nap has never been so enjoyable.



**THE ELEGANT ETCHED GLASS ENCLOSED SHOWER** features a top-of-the-line Moen® hand-held showerhead and shower caddy, while the large residential-sized sink provides all the space and convenience of home.



**THE BEDROOM ENTERTAINMENT CENTER** includes a 23" LCD TV and surround sound, transforming the bedroom into a theater (32" Plasma TV is optional).



**THE ESP SYSTEM** acts as a surge protector for the generator and utility power outputs. This helps to eliminate blown fuses and power surges.

**A FRONT DOOR LOCK SWITCH** allows you to lock or unlock your coach and activate the alarm with the push of a button from the bedroom.



**A SAFE** in the bedroom is a great feature for storing your valuables.



## EXTERIOR CHOICES.

Choose from eight dynamic exterior graphic choices for your American Eagle. These diverse and sleek packages will surely create road envy.

### AMERICAN EAGLE EXTERIOR GRAPHICS



*White Diamond*



*Ruby Frost*



*Mojave Beige*



*Cypress Sage*



*Newport Blue*



*Royal Plum*



*Crystal Alloy*



*Platinum Slate*



## EXTERIOR CHOICES.

Choose from eight dynamic exterior graphic choices for your American Eagle. These diverse and sleek packages will surely create road envy.

### AMERICAN EAGLE EXTERIOR GRAPHICS



*White Diamond*



*Ruby Frost*



*Mojave Beige*



*Cypress Sage*



*Newport Blue*



*Royal Plum*



*Crystal Alloy*



*Platinum Slate*



## INTERIOR DECOR

Mix and match between 6 interior decor motifs, 4 wood finishes and 8 exterior graphic choices to create the vehicle that's right for you.

### TUSCANY

Living Room/Dining Room



Leather Sofa Sleeper,  
Loveseat

Sofa Throw Pillows

Dinette Chairs

Bedroom



Bedsread, Pillow  
Shams

Throw Pillows

### AMETHYST

Living Room/Dining Room



Leather Sofa Sleeper,  
Loveseat

Sofa Throw Pillows

Dinette Chairs

Bedroom



Bedsread, Pillow  
Shams

Throw Pillows

### TUXEDO

Living Room/Dining Room



Leather Sofa Sleeper,  
Loveseat

Sofa Throw Pillows

Dinette Chairs

Bedroom



Bedsread, Pillow  
Shams

Throw Pillows

### SAPPHIRE

Living Room/Dining Room



Leather Sofa Sleeper,  
Loveseat

Sofa Throw Pillows

Dinette Chairs

Bedroom



Bedsread, Pillow  
Shams

Throw Pillows

### CASHMERE

Living Room/Dining Room



Leather Sofa Sleeper,  
Loveseat

Sofa Throw Pillows

Dinette Chairs

Bedroom



Bedsread, Pillow  
Shams

Throw Pillows

### LEGACY

Living Room/Dining Room



Leather Sofa Sleeper,  
Loveseat

Sofa Throw Pillows

Dinette Chairs

Bedroom



Bedsread, Pillow  
Shams

Throw Pillows

## INTERIOR WOOD FINISHES



Regency Cherry



Clear White  
Maple



Butterscotch  
Glaze



Walnut



## INTERIOR DECOR

Mix and match between 6 interior decor motifs, 4 wood finishes and 8 exterior graphic choices to create the vehicle that's right for you.

### TUSCANY

Living Room/Dining Room



Leather Sofa Sleeper,  
Loveseat



Sofa Throw Pillows



Dinette Chairs

Bedroom



Bedspread, Pillow  
Shams



Throw Pillows

### AMETHYST

Living Room/Dining Room



Leather Sofa Sleeper,  
Loveseat



Sofa Throw Pillows



Dinette Chairs

Bedroom



Bedspread, Pillow  
Shams



Throw Pillows

### TUXEDO

Living Room/Dining Room



Leather Sofa Sleeper,  
Loveseat



Sofa Throw Pillows



Dinette Chairs

Bedroom



Bedspread, Pillow  
Shams



Throw Pillows

### SAPPHIRE

Living Room/Dining Room



Leather Sofa Sleeper,  
Loveseat



Sofa Throw Pillows



Dinette Chairs

Bedroom



Bedspread, Pillow  
Shams



Throw Pillows

### CASHMERE

Living Room/Dining Room



Leather Sofa Sleeper,  
Loveseat



Sofa Throw Pillows




Dinette Chairs

Bedroom



Bedspread, Pillow  
Shams




Throw Pillows

### LEGACY

Living Room/Dining Room



Leather Sofa Sleeper,  
Loveseat



Sofa Throw Pillows



Dinette Chairs

Bedroom



Bedspread, Pillow  
Shams



Throw Pillows

## INTERIOR WOOD FINISHES



Regency Cherry



Clear White  
Maple



Butterscotch  
Glaze



Walnut



## American Eagle

### **The Electric Patio Awning**

is retractable with the push of a button, provides shelter from the weather, rain or shine. Girard Awning Package (optional) includes an adjustable wind sensor that automatically retracts the awning in winds over the specified setting.

### **Aluminum Wheels**

provide a sleek and classic look to the Eagle, enhancing curb appeal.

### **Side-Hinged Luggage Doors**

redesigned to open sideways, providing easy access to stored items.

### **Power, Double Entry Steps**

are a great convenience that make it very easy to board or exit the coach.

### **The Exterior Spotlight**

(optional) is a great feature to provide additional light at night when exploring your surroundings.

**Top of the Line Xenon® Headlights** are brighter than most headlights.

**The Side-View Camera** (optional) is turn signal-activated and provides a video feed to the rear vision monitor that provides additional visibility. This makes for easy lane changing and worry-free maneuvers.

\*Vehicle shown in Newport Blue.



**HYDRAULIC, AUTOMATIC LEVELING SYSTEM** is a simple one-button activation (optional air leveling available).



**KEYLESS REMOTE ENTRY** is a very convenient feature that makes locking and unlocking your RV easy as the push of a button.



**THE DRIVER'S AREA** features abundant headroom, adjustable pedals for drivers of all sizes, large easy-to-read backlit gauges and optional GPS, now integrated into the rear-vision camera monitor.



**THE ONAN® AUTOMATIC SLIDE GENERATOR** effortlessly slides out with the front cap, making it very accessible.



**ONSTAR® NAVIGATION SYSTEM** is dash integrated and includes a one-year subscription (optional).



**EXTERIOR 24" TV** swivels for easy viewing while outside your coach (optional).



**AVAILABLE HORSEPOWER**  
40 ft. models offer 400 HP engine.  
42 ft. models offer 500 HP engine.



## American Eagle

### **The Electric Patio Awning**

is retractable with the push of a button, provides shelter from the weather, rain or shine. Girard Awning Package (optional) includes an adjustable wind sensor that automatically retracts the awning in winds over the specified setting.

### **Aluminum Wheels**

provide a sleek and classic look to the Eagle, enhancing curb appeal.

### **Side-Hinged Luggage Doors**

redesigned to open sideways, providing easy access to stored items.

### **Power, Double Entry Steps**

are a great convenience that make it very easy to board or exit the coach.

### **The Exterior Spotlight**

(optional) is a great feature to provide additional light at night when exploring your surroundings.

**Top of the Line Xenon® Headlights** are brighter than most headlights.

**The Side-View Camera** (optional) is turn signal-activated and provides a video feed to the rear vision monitor that provides additional visibility. This makes for easy lane changing and worry-free maneuvers.

\*Vehicle shown in Newport Blue.



**HYDRAULIC, AUTOMATIC LEVELING SYSTEM** is a simple one-button activation (optional air leveling available).

**KEYLESS REMOTE ENTRY** is a very convenient feature that makes locking and unlocking your RV easy as the push of a button.

**THE DRIVER'S AREA** features abundant headroom, adjustable pedals for drivers of all sizes, large easy-to-read backlit gauges and optional GPS, now integrated into the rear-vision camera monitor.

**THE ONAN® AUTOMATIC SLIDE GENERATOR** effortlessly slides out with the front cap, making it very accessible.

**ONSTAR® NAVIGATION SYSTEM** is dash integrated and includes a one-year subscription (optional).

**EXTERIOR 24" TV** swivels for easy viewing while outside your coach (optional).

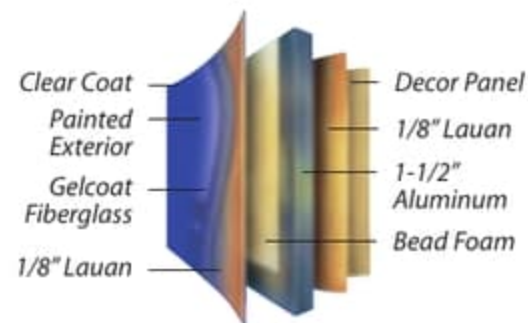
**AVAILABLE HORSEPOWER**  
40 ft. models offer 400 HP engine.  
42 ft. models offer 500 HP engine.




## SUPERIOR ENGINEERING.

The American Coach series prides itself in an unprecedented structural design, setting it leaps and bounds ahead of the competition. A rigorous testing process ensures that each American Coach drives with the utmost comfort and durability for you. Fleetwood's patented Vacu-bond® process takes the numerous components of the sidewalls, flooring and roof and seals them in a vacuum to produce a single, solid structure with unmatched strength and integrity. Aluminum framing is also used to further strengthen the vehicle's skeleton and maintain a tremendous carrying capacity. These steps help to make the American Coach a superior vehicle in its class.

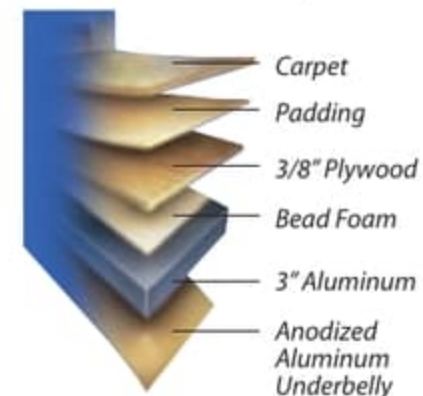
### Sidewall Construction with Exterior Fiberglass



### Ceiling Construction with Fiberglass Roof



### Floor Construction with Enclosed Underbelly



## THE AMERICAN COACH PROMISE.

In one word, quality. The American Coach team is passionate about understanding you. Customer's wants, needs and suggestions are carefully scrutinized until the product meets or exceeds their standards. Always improving, constantly evolving and never satisfied, that is American Coach and that is Fleetwood.

**SERVICE:** Our team of experts travel to countless rallies across the nation to provide world class service. Through this process, they get to know customers first hand, and in turn, deliver the highest level of service and satisfaction.

**PLANT TOURS:** Our doors are always open to those who call American Coach home. We welcome you to call 800-648-6582 for more information, or to set up a time to come visit us.

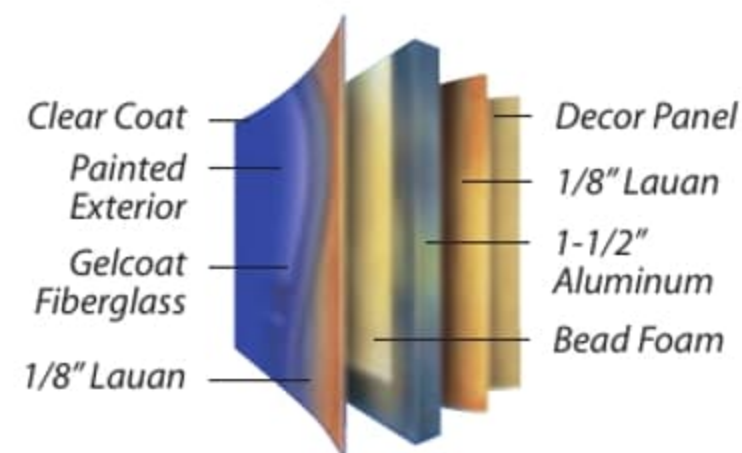
**VIP FACTORY DELIVERY:** Our optional VIP delivery service gives you an ideal opportunity to learn everything about your new vehicle from the very people who proudly designed and built it.



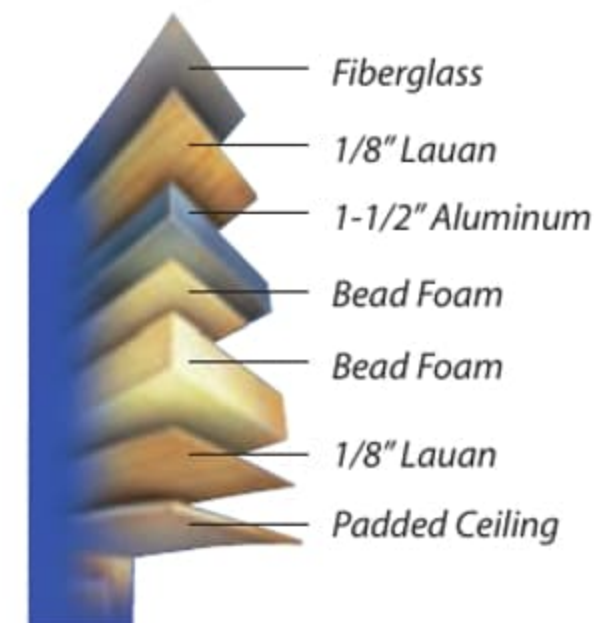
## SUPERIOR ENGINEERING.

The American Coach series prides itself in an unprecedented structural design, setting it leaps and bounds ahead of the competition. A rigorous testing process ensures that each American Coach drives with the utmost comfort and durability for you. Fleetwood's patented Vacu-bond® process takes the numerous components of the sidewalls, flooring and roof and seals them in a vacuum to produce a single, solid structure with unmatched strength and integrity. Aluminum framing is also used to further strengthen the vehicle's skeleton and maintain a tremendous carrying capacity. These steps help to make the American Coach a superior vehicle in its class.

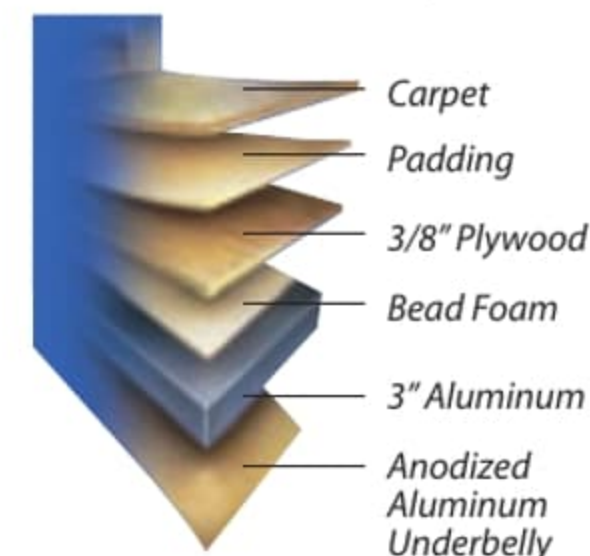
### Sidewall Construction with Exterior Fiberglass



### Ceiling Construction with Fiberglass Roof



### Floor Construction with Enclosed Underbelly



## THE AMERICAN COACH PROMISE.

In one word, quality. The American Coach team is passionate about understanding you. Customer's wants, needs and suggestions are carefully scrutinized until the product meets or exceeds their standards. Always improving, constantly evolving and never satisfied, that is American Coach and that is Fleetwood.

**SERVICE:** Our team of experts travel to countless rallies across the nation to provide world class service. Through this process, they get to know customers first hand, and in turn, deliver the highest level of service and satisfaction.

**PLANT TOURS:** Our doors are always open to those who call American Coach home. We welcome you to call 800-648-6582 for more information, or to set up a time to come visit us.

**VIP FACTORY DELIVERY:** Our optional VIP delivery service gives you an ideal opportunity to learn everything about your new vehicle from the very people who proudly designed and built it.



American Tradition and American Eagle

## What Drives You?

Maybe it's feeling like you're the only one on Earth. Perhaps it's the unique sense of closeness with the great outdoors. Or, it might be the joy that comes from spending quality time with family and friends. Whatever the reason, we know that you have a strong drive to experience everything that comes with spending time on the road. And for more than 50 years, we've shared that passion with you. Because we're RV enthusiasts ourselves, you can see our passion in the vehicles we design and build. Own a Fleetwood, and you'll feel like you're not just traveling, but embarking on an experience unlike any other. Set your own course for adventure and get out there and explore the world around you. Once you do, you'll see what it is that drives us — it's you.

**RV OWNERCARE\*** is a limited one-year/15,000-mile and three-year structural warranty and it is fully transferable for the first 12 months. RV OWNERCARE is one of the RV industry's most comprehensive programs and includes systems, appliances, components and construction, with no deductible and no service charge. RV OWNERCARE coverage is provided from a company that will be around in the future to service your needs. See your nearest Fleetwood dealer for a full explanation of benefits and restrictions.

**CLUB FLEETWOOD** As a Fleetwood owner, you're eligible to become a member of our owners' group, Club Fleetwood. It's a perfect way to meet other Fleetwood owners who love to travel to beautiful resorts and vacation spots all across America. Call (877) 577-2560 and join the fun! Or visit [www.fleetwood.com/clubs](http://www.fleetwood.com/clubs) to learn more. For American Coach specific club information contact: American Coach Association (602) 625-7854, [www.americancoachassoc.com](http://www.americancoachassoc.com) or FMCA Chapter (505) 280-0513, [www.americancoach-fmca.com](http://www.americancoach-fmca.com).

**FLEETWOODRV.COM** To locate a dealer near you, visit our website or call 1-800-444-4905. We can also be contacted at Fleetwood Customer Relations, P.O. Box 7638, Riverside, CA 92513-7638.



[www.fleetwoodrv.com](http://www.fleetwoodrv.com)

\*For complete info see your Fleetwood dealer. © 2004, Fleetwood Enterprises, Inc.  
Printed in the USA. Inventory control number ACO5B1 7/04.

**IMPORTANT—PLEASE READ** Product information, photography and illustrations included in this publication were as accurate as possible at the time of printing. For further product information and changes, please visit our website at [www.fleetwoodrv.com](http://www.fleetwoodrv.com) or contact your local Fleetwood dealer. Prices, materials, design and specifications are subject to change without notice. All weights, fuel, liquid capacities and dimensions are approximate. Fleetwood has designed its recreational vehicles to provide a variety of uses for customers. Each vehicle features optimal seating, sleeping, storage and fluid capacities. The user is responsible for selecting the proper combination of loads (i.e.: occupants, equipment, fluids, cargo, etc.) to ensure that the vehicle's capacities are not exceeded.

Your local Fleetwood dealer is:





American Tradition and American Eagle

## What Drives You?

Maybe it's feeling like you're the only one on Earth. Perhaps it's the unique sense of closeness with the great outdoors. Or, it might be the joy that comes from spending quality time with family and friends. Whatever the reason, we know that you have a strong drive to experience everything that comes with spending time on the road. And for more than 50 years, we've shared that passion with you. Because we're RV enthusiasts ourselves, you can see our passion in the vehicles we design and build. Own a Fleetwood, and you'll feel like you're not just traveling, but embarking on an experience unlike any other. Set your own course for adventure and get out there and explore the world around you.

Once you do, you'll see what it is that drives us — it's you.

**RV OWNERCARE\*** is a limited one-year/15,000-mile and three-year structural warranty and it is fully transferable for the first 12 months. RV OWNERCARE is one of the RV industry's most comprehensive programs and includes systems, appliances, components and construction, with no deductible and no service charge. RV OWNERCARE coverage is provided from a company that will be around in the future to service your needs. See your nearest Fleetwood dealer for a full explanation of benefits and restrictions.

**CLUB FLEETWOOD** As a Fleetwood owner, you're eligible to become a member of our owners' group, Club Fleetwood. It's a perfect way to meet other Fleetwood owners who love to travel to beautiful resorts and vacation spots all across America. Call (877) 577-2560 and join the fun! Or visit [www.fleetwood.com/clubs](http://www.fleetwood.com/clubs) to learn more. For American Coach specific club information contact: American Coach Association (602) 625-7854, [www.americancoachassoc.com](http://www.americancoachassoc.com) or FMCA Chapter (505) 280-0513, [www.americancoach-fmca.com](http://www.americancoach-fmca.com).

**FLEETWOODRV.COM** To locate a dealer near you, visit our website or call 1-800-444-4905. We can also be contacted at Fleetwood Customer Relations, P.O. Box 7638, Riverside, CA 92513-7638.



[www.fleetwoodrv.com](http://www.fleetwoodrv.com)

\*For complete info see your Fleetwood dealer. © 2004. Fleetwood Enterprises, Inc.  
Printed in the USA. Inventory control number AC05B1 7/04.

**IMPORTANT—PLEASE READ** Product information, photography and illustrations included in this publication were as accurate as possible at the time of printing. For further product information and changes, please visit our website at [www.fleetwoodrv.com](http://www.fleetwoodrv.com) or contact your local Fleetwood dealer. Prices, materials, design and specifications are subject to change without notice. All weights, fuel, liquid capacities and dimensions are approximate. Fleetwood has designed its recreational vehicles to provide a variety of uses for customers. Each vehicle features optimal seating, sleeping, storage and fluid capacities. The user is responsible for selecting the proper combination of loads (i.e.: occupants, equipment, fluids, cargo, etc.) to ensure that the vehicle's capacities are not exceeded.

Your local Fleetwood dealer is:

