

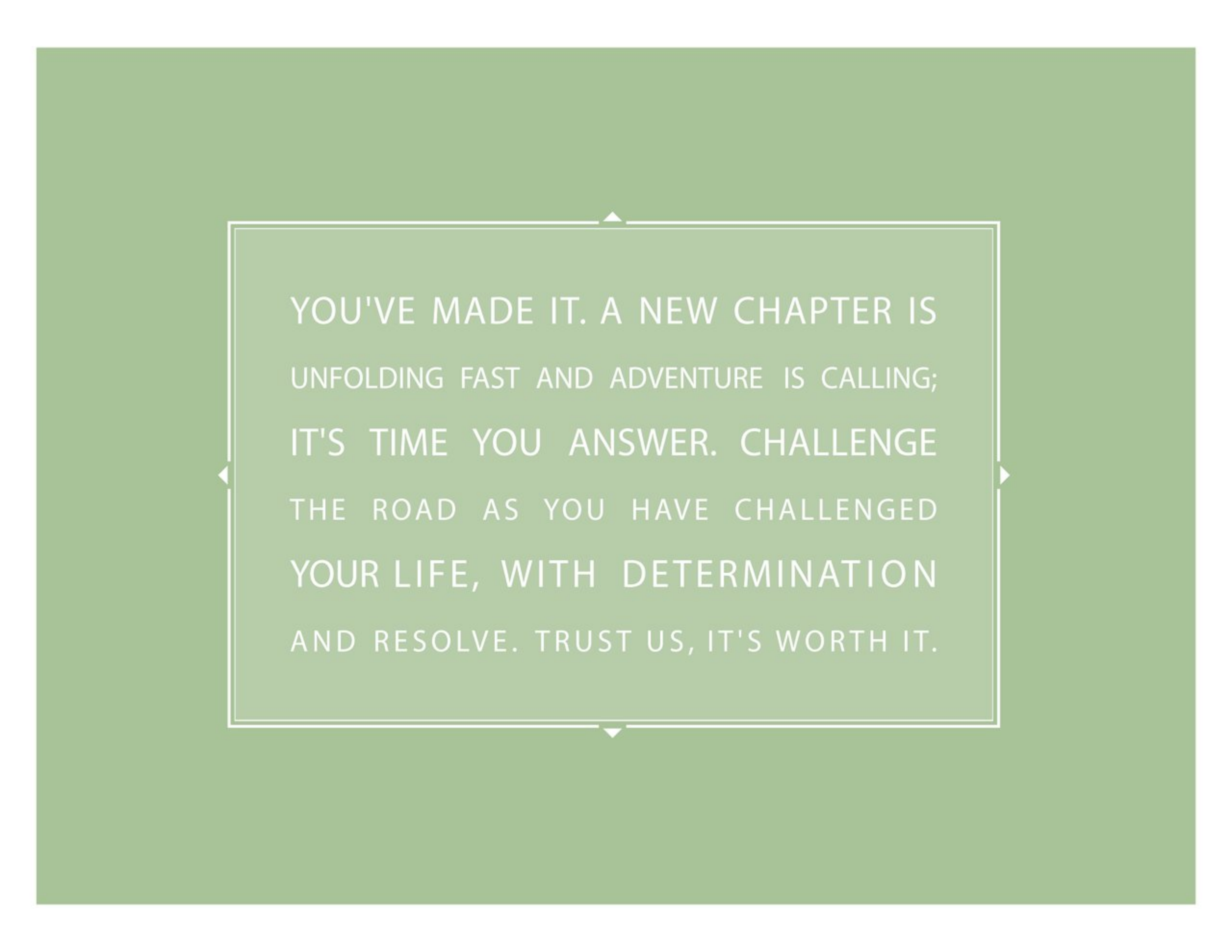
 **FLEETWOOD**
Driven to Explore

Forever searching.

{Southwind}

SOUTH WIND Class A Gas 2005





YOU'VE MADE IT. A NEW CHAPTER IS UNFOLDING FAST AND ADVENTURE IS CALLING; IT'S TIME YOU ANSWER. CHALLENGE THE ROAD AS YOU HAVE CHALLENGED YOUR LIFE, WITH DETERMINATION AND RESOLVE. TRUST US, IT'S WORTH IT.



Southwind 37C shown in Blue Crest interior decor with Plantation Cherry wood finish.



REFINED LUXURY.

You'll be the center of attention with Southwind's all new totally redesigned exterior, including a new front cap and headlight design, deluxe graphic choices and optional full-body paint. You'll also enjoy the redesigned interior, featuring tall 84" ceilings, providing plenty of

head room and a spacious environment throughout the entire vehicle. Make yourself at home with a whole coach water filtration system for fresh drinking water throughout, and high quality solid surface stain resistant countertops. Luxury. Beauty. Function. It's all here.



ENJOY THE 27" FLAT SCREEN TV and ample storage space for the optional DVD home theater system.



DASH INTEGRATED COMPUTER WORKSTATION is the perfect fit for a laptop, including 12V, 120V and telephone outlets, creating an ideal area to email friends and family.



THE FUNCTIONAL DASH AREA includes built-in cup holders for drinks, a snack tray and a slide-out desk with storage, perfect for additional items on your trip.

HOME APPEAL.

You've always wanted the conveniences of home with you when you travel, and now, they're yours for the taking. Enjoy the perfect galley setup, boasting elegant raised panel wood cabinetry, generous storage for full-sized plates and dishes, an 8 cu. ft. Dometic® double door refrigerator

for food and drinks, and brushed chrome finished hardware. Southwind also features a large microwave for your cooking needs with optional convection power, giving you everything you need plus much more, in order to make your experience on the road just as convenient as home.



THE LARGE DINETTE includes spacious seating for four, integrated cup holders, a large window for a great view of your surroundings and convenient pull-out drawers for storage.



A PULL-OUT CUTTING BOARD is very useful for slicing and dicing fruits, vegetables or whatever your recipe calls for.



THE WATER HEATER CONTROL features an Atwood 10 gallon, quick recovery water heater with direct spark ignition. This provides quick hot water for showering or cooking (many competitors only offer 6 gallons).



PULL-OUT BASKETS make for easy loading and unloading of necessities like hand towels and cleaning supplies.



THE FAN-TASTIC® ROOF FAN creates air circulation and ventilation in the galley area.



THE SYSTEMS MONITOR PANEL features an EMS control panel and a convenient, central place to check your fresh water, holding tank and battery levels.






Southwind 37C shown in Blue Crest interior decor with Plantation Cherry wood finish.

RELAX IN COMFORT.

Wind down from a long day in Southwind's fantastic bedroom suite that pairs comfort with practicality. You'll love the comfortable and luxurious Restonic® queen-sized, pillow top, innerspring mattress as well as the functional

and spacious under-the-bed storage, providing the perfect place for linens and extra bedding. You should never have to worry about having enough space or being comfortable on the road again. And now, you don't have to.



THE BEDROOM WARDROBE with mirrored doors gives you plenty of room to hang garments, storage space for shoes and shelving for folded clothing.

DELUXE BALL BEARING, FULL-EXTENSION DRAWER GUIDES on all the drawers throughout are very sturdy and give you full access to the drawers.

THE INTEGRATED HAMPER includes a hamper bag and is conveniently built into the wardrobe for easy access (37C only).

PULL-OUT BASKETS in the bedroom slide in and out with ease for your extra linens, towels or clothing.

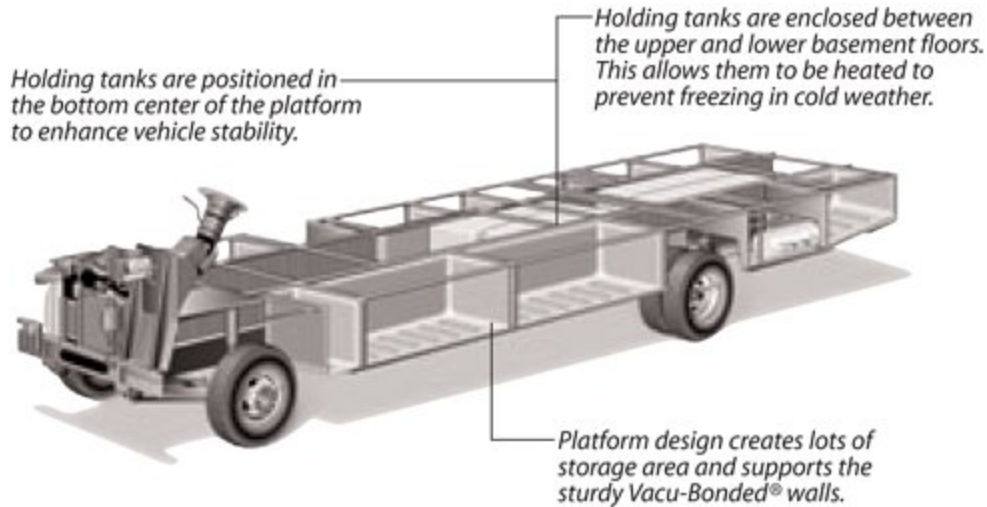
A 20" FLAT SCREEN TV is a great standard feature that makes relaxing easy.

A WORK DESK in the bedroom is a great feature that will easily accommodate a laptop. It also features a convenient drawer for storing supplies and shelving space.

THE LUXURIOUS BATHROOM comes equipped with a skylight in the shower, a Fan-Tastic® roof fan for ventilation, 3-bulb vanity lighting, a residential-sized sink and medicine cabinet with mirrored door and chrome bath accessories.

POWER PLATFORM CONSTRUCTION

Fleetwood's patented Power Platform begins with two 10-in. steel I-beams welded lengthwise to the chassis. From the beams, steel outriggers extend outward. Together, they create a basement for fluid tanks and storage while supporting the floor, walls and roof with a rigid metal frame. This complements the chassis to make it even stronger.



*Drawings are for illustrative purpose only to highlight aspects of motor home construction. Actual motor home design depends on model and is subject to change.

Full Paint Exterior Graphics is a great option to maximize the sleek and custom look of your Southwind.

Tuff-Ply Roof is UV resistant, durable, easy to clean, and doesn't scratch like many competitors' fiberglass or aluminum roofs.



THE DRIVER'S DOOR (optional) has convenient steps and an assist handle so you can enter and exit with ease.



THE DRIVER'S AREA INCLUDES tilt wheel steering, easy to read gauges, an AM/FM stereo with CD player and rear vision camera monitor.



THE REAR VISION CAMERA features one-way audio and a live video feed to the driver's area to aid the driver when backing up.



FUNCTIONAL EZ STORE® STORAGE COMPARTMENTS allows you to store large, bulky items, and moves with the slide-out for convenient access to stored items.



HIGH MOUNTED TAIL LIGHTS are designed to be seen by other drivers even when you are towing another vehicle.



THE UTILITY COMPARTMENT provides a central place to empty your holding tanks and includes a water sprayer for quick clean up. For your convenience the compartment is lighted and all components are clearly marked.

THREE EXTERIORS / INTERIORS.

Choose from one of three deluxe interior decor motifs with color coordinated exterior graphics. Full-body paint is optional.

STANDARD GRAPHICS



OPTIONAL FULL BODY PAINT



BLUE CREST Living/Dining Room



Sofa Bed *Dinette Cushions & Throw Pillow* *Ultraleather™ Driver/Passenger Seat*

Bedroom



Bedspread *Pillow Shams*

TROPICS Living/Dining Room



Sofa Bed *Dinette Cushions & Throw Pillow* *Ultraleather™ Driver/Passenger Seat*

Bedroom



Bedspread *Pillow Shams*

LATTE Living/Dining Room



Sofa Bed *Dinette Cushions & Throw Pillow* *Ultraleather™ Driver/Passenger Seat*

Bedroom



Bedspread *Pillow Shams*

INTERIOR WOOD FINISHES



Fairfield Maple



Plantation Cherry

Southwind

What Drives You?

Maybe it's feeling like you're the only one on Earth. Perhaps it's the unique sense of closeness with the great outdoors. Or, it might be the joy that comes from spending quality time with family and friends. Whatever the reason, we know that you have a strong drive to experience everything that comes with spending time on the road. And for more than 50 years, we've shared that passion with you. Because we're RV enthusiasts ourselves, you can see our passion in the vehicles we design and build. Own a Fleetwood, and you'll feel like you're not just traveling, but embarking on an experience unlike any other. Set your own course for adventure and get out there and explore the world around you. Once you do, you'll see what it is that drives us — it's you.

RV OWNERCARE* is a limited one-year/15,000-mile and three-year/50,000-mile structural warranty and it is fully transferable for the first 12 months. RV OWNERCARE is one of the RV industry's most comprehensive programs and includes systems, appliances, components and construction, with no deductible and no service charge. RV OWNERCARE coverage is provided from a company that will be around in the future to service your needs. See your nearest Fleetwood dealer for a full explanation of benefits and restrictions.

CLUB FLEETWOOD As a Fleetwood owner, you're eligible to become a member of our owners' group, Club Fleetwood. It's a perfect way to meet other Fleetwood owners who love to travel to beautiful resorts and vacation spots all across America. Call (877) 577-2560 and join the fun! Or visit www.fleetwood.com/clubs to learn more.

FLEETWOODRV.COM To locate a dealer near you, visit our website or call 1-800-444-4905. We can also be contacted at Fleetwood Customer Relations, P.O. Box 7638, Riverside, CA 92513-7638.



www.fleetwoodrv.com

*For complete info see your Fleetwood dealer. © 2004. Fleetwood Enterprises, Inc. Printed in the USA. Inventory control number SW05B1 8/04.

