

2005


ATLANTIS®



This is Living®



HOLIDAY RAMBLER®






This is Living®

Fifty-one years. It's a proud reminder of our many accomplishments. After all, we were there from the start of an industry, and innovation by innovation we've led the way toward creating a rich and wonderful RV lifestyle.

Maybe it's not until you own a Holiday Rambler that you can truly feel the strength of our heritage. You'll feel it in the peace of mind you'll have knowing your family's in the safest RV on the road. You'll feel it in the quality of your experiences, thanks to the hundreds of conveniences we've developed. And you'll feel it when you realize you're free to roam throughout North America with confidence, knowing our network of support is with you every mile of the way.



So join us as we look forward to a new model year. For 2005, we're celebrating an exciting new lineup, full of more groundbreaking products and high-tech advances than ever.



2005 ATLANTIS

EASY DRIVING. EASY LIVING.

Meet the mini motorhome that's mighty big on features — the 2005 Atlantis. This home-away-from-home offers more standard and optional equipment than ever before, to help you customize it to best suit you. Add to that the legendary quality of our exclusive Alumaframe® construction, and you have a value-packed RV that's ready for years of adventures.



Holiday Rambler®

1954 ~ 2005



MIDNIGHT DECOR WITH VINTAGE OAK WOODS

31PBS



MAKE YOURSELF AT HOME.

The Atlantis features a gracious, residential-style interior with high-quality craftsmanship and stylish details. You'll love the distinctive woodwork with raised panel doors on the overhead cabinets, crown molding and wood slide-out fascia with fabric inserts. Above the cockpit, you'll find the exciting new entertainment center with a 25" TV, DVD player and wraparound cabinets. And behind the wheel, you'll enjoy comfortable recliner seats, a CD player with six speakers and the convenience of an optional rear vision system.

The dining area features a cozy wood booth dinette with a side-sliding table top, and, as you can see here, it easily doubles as a bed that comfortably sleeps two.





{ THE SUM OF EVERY THOUGHTFUL DETAIL. }

Style and efficiency come together beautifully in the roomy living quarters. In the kitchen, the laminate countertop with wood beveled edge is easy to care for, and you'll love the convenience of the stainless steel sink with a single-handle faucet and a separate faucet for filtered water. The high-quality appliances include a large double-door refrigerator, a three-burner range with oven and a 30" spacesaver microwave – the largest in the industry.

Below, you can see how the sleeper sofa adds versatility to your floorplan, with extra space for kids or guests. And in the upper far right, the bedroom features a queen bed with beautifully coordinated bedspread, pillow and fabric slide-out fascia insert. Highlights in the spacious bathroom include a Plexiglas® skylight, newly styled decorative satin nickel lighting and a shower/step tub with obscure glass door.





CHAMOMILE DECOR WITH AUTUMN CHERRY WOODS

29PBD



ALUMAFRAME® CONSTRUCTION SINCE 1966:

The Atlantis features Holiday Rambler's exclusive Alumaframe® Superstructure. Our revolutionary system of aluminum C-Channel crossmembers runs the entire length of the unit, with double-welded intersections for added strength. This rigid design is both lighter and sturdier than wood or tubular aluminum frames — and much more reliable than butt-welded or screwed joint designs. From dirt roads to potholes, you can count on Alumaframe® to handle the relentless stresses of the road and provide superior structural integrity for many years to come.



Alumaframe®



Wood

Aluminum (Butt-Welded)

Alumaframe® (C-Channel)

9-LAYER ROOF:
(from top to bottom)

- Peaked aluminum roof with UV light-resistant painted finish
- Luaun backing
- Thick, tapered bead foam insulation
- Aluminum double I-beam superstructure filled with fiberglass insulation
- Vapor barrier
- Structure foam: thermal insulative barrier
- 1/2" bead foam insulation
- Foam padding for extra insulation
- Padded vinyl ceiling



SLIDE-OUT:

When you get a Holiday Rambler, you can be sure the slide-out boxes are some of the strongest and most reliable you'll find anywhere. They feature our exclusive multi-layer construction to give you maximum insulation and to reduce the chance of warping, twisting or shifting.

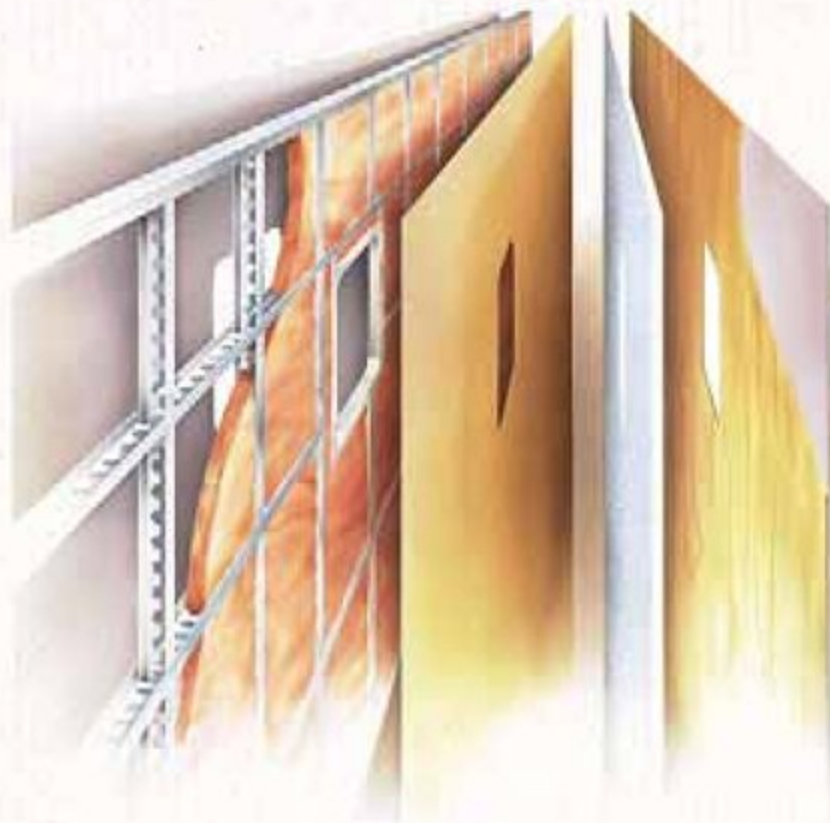


STORAGE:

The large pass-through storage space makes packing a cinch and gives you plenty of room for your favorite sports equipment or souvenirs picked up along the way.

5-LAYER EXTERIOR WALL:
(from left to right)

- Smooth aluminum with UV light-resistant painted finish is standard, gel coat fiberglass is optional
- Interlocking C-Channel filled with 1-1/2" fiberglass insulation bonded in place so it doesn't sag or leave spaces uninsulated
- Vapor barrier
- Bead foam adds comfort, saves energy and provides a thermal insulative barrier
- Interior paneling



REAR CAP:

Functionality extends to the rear cap, where a ladder comes standard, giving you easy access to the roof. The Atlantis also features a 5,000 lb. hitch receiver for added versatility — perfect for a bike rack like the one shown here.





CELEBRATING THE FREEDOM OF CHOICE.

At Holiday Rambler, we're dedicated to giving you more ways to help you create the coach of your dreams. That's why the Atlantis features a wide selection of exciting single and double slide-out floorplans, with numerous furniture options to fit your lifestyle. In addition, our designers have created exquisite color and fabric combinations to give you the most beautiful interiors you'll find anywhere. Add to that the woodwork of your choice, and you'll have a luxurious mini motorhome you'll enjoy for years to come.



A	B
	C
	D


- A Sofa
- B Accent
- C Bedspread
- D Carpet



CHAMOMILE



MIDNIGHT



REDWOOD

BETTER STAIN PROTECTION



Manufactured in, not added on. For added protection against stains, Dupont Teflon® soil repellent is applied to virtually all upholstery fabric during the finishing process for superior coverage.*



Vintage Oak



Autumn Cherry



Maple

*Brand and application of upholstery fabric protection may vary depending on date recreational vehicle was manufactured.

**BODY CONSTRUCTION****STANDARD FEATURES**

- Alumaframe® Superstructure
- Peaked Aluminum Roof with Fiberglass Insulation
- Smooth Aluminum Sidewalls
- Fiberglass Front Cap with Radius Corners to Roof Line
- ABS Radius Rear Cap Transition Application to Roof Line and Bumper
- Aluminum Framed Floor on Steel Trusses
- Laminated Structurwood™ Flooring
- Interior Paneling with 3/4" Insulation
- Foam Insulated Floor Framing with 3-Ply Underbelly
- Streamlined Baggage Doors with Integrated Single Handle Latches
- One-Piece Polyethylene Pass-Through Storage Compartment
- Wheel Mud Flaps
- Painted Mask and Skirt with Vinyl Exterior Graphics
- Rear Ladder
- Interior Rubber Entry Step
- Exterior Single Entry Steps
- Fiberglass Running Boards
- Undercoating

OPTIONS

- Smooth Gel Coat Fiberglass Exterior Walls

FORD CHASSIS/ENGINE/SUSPENSION**STANDARD FEATURES**

- Ford E450 Chassis
- Electronic Fuel Injection Gasoline Engine 6.8L V10
- Cubic Inch Displacement 415"/6.8L
- 4-Speed Automatic Transmission with Overdrive
- Fuel Tank Capacity 55 Gallon
- 130 Amp Alternator
- Rear Axle Ratio 4.56:1
- Radial Tires
- Chrome Wheel Covers
- Rear Multi-Leaf Spring Suspension
- Air Bag System
- ABS Brake System
- 5,000 Lb. Hitch Receiver with Connector
- Dash Heating and Air Conditioner System with Defroster
- One 12V Chassis Battery
- Auxiliary Start Circuit

OPTIONS

- Stainless Steel Wheel Simulators

COCKPIT**STANDARD FEATURES**

- CD Player/Radio with Six Speakers
- Multi-Positioned Sunvisors
- Instrument Panel Appliqué
- Intermittent Windshield Wipers
- Tilt Steering Wheel
- Cruise Control
- Power Steering
- Electric Automotive Horn
- Engine Cover Drink Tray
- White Power Heated Remote Mirrors
- Vinyl with Fabric Two-Tone Pilot and Co-Pilot Recliner Seats
- Carpeted Driver and Passenger Floor Mats

OPTIONS

- Six-Way Power Pilot Seat
- Six-Way Power Co-Pilot Seat
- Rear Vision System
- CB Prep
- Cassette Radio Option Includes AM/FM Tuner, CD Player, Weather Band

APPLIANCES AND ACCESSORIES**STANDARD FEATURES**

- Large Double-Door Refrigerator
- High-Output 3-Burner Range with Oven
- Spacesaver Microwave with Touch Control
- Front Entertainment Center with 25" TV, DVD Player and Wraparound Cabinets
- TV Antenna
- VCR Prep and Video Control Box with Booster
- Exterior Hook-Ups for DSS Dish and Cable
- Interior Cable TV Hook-Up and Telephone Jacks

OPTIONS

- Large Double-Door Refrigerator with Ice Maker
- High-Output 3-Burner Cooktop with Drawers
- Spacesaver Convection Microwave with Touch Control
- VCR IPO DVD Player



- 13" Color TV with Remote Control in Bedroom
- Cabover Sleeping Area with 19" TV and DVD Player IPO Front Entertainment Center with 25" TV, DVD and Wraparound Cabinets
- Built-In Radio with CD Player over Dinette (29PBD), Curbside Living Area (27PBD, 31PBS, 31PKS)
- Satellite Dish Prep
- Exterior Entertainment Center, CD Player Radio with Two Speakers (N/A: 29PBD with Freestanding Dinette Option)
- Outdoor Barbecue Grill

INTERIOR

STANDARD FEATURES

- Vintage Oak Cabinetry
- Raised Panel Cabinet Doors on Overhead Cabinets, Flat Panel Doors on Base Cabinets and Wardrobes
- Decorative Glass in Overhead Cabinet Doors Sofa and Dinette Locations
- Cabinet End Panels
- Black ABS Refrigerator Insert
- Decorative Wall Board
- Wallpaper Border Kitchen, Bath and Bedroom Walls
- Self-Supporting Top-Hinged Overhead Storage Doors and Positive Catches on All Other Doors
- Heavy-Duty Ball Bearing Drawer Guides
- Wood Cabinet Drawer Boxes
- Wood Interior Grab Handle on Cabinet at Entry Door
- Satin Nickel Cabinetry Hardware and Bath Accessories
- Integrated Cup Holder in Slide-Out next to Sofa
- Laminate Kitchen Countertop with Wood Beveled Edge, Stainless Steel Sink, Brushed Nickel Faucet and Two Sink Covers
- Kitchen Countertop Extensions (27PBD, 29PBD)
- Kitchen Countertop End Splash (29PBD)
- Laminate Lavatory Countertop with Laminate Perm-Edge
- All Other Countertops Laminated with Wood Edge, Except Bath
- Kitchen Overhead Cabinets with Adjustable Shelf
- Kitchen Pantry with Adjustable Shelves next to Refrigerator (29PBD)
- Armstrong Linoleum Flooring in Kitchen
- Upgraded Nylon Carpeting with Pad in Living Area and Bedroom
- Soft Touch Padded Vinyl Ceiling
- Wood Slide-Out Fascia with Fabric Inserts
- Elongated Beveled Octagon Living Area Mirror, Wainscoting and Chair Rail Accent under Mirrors Living Area Location (N/A: 29PBD)
- Decorative Picture on Refrigerator Wall (29PBD)
- Bath Door with Accent Trim on Hallway Side

- Wood Trim for Bath Door Opening Hallway Side
- Wood Grain Crown Molding in Bedroom and Living Area on All Open Walls
- Medicine Cabinet with Shelves
- Bathroom Lavatory Base Mirror with Wood Frame
- Towel Rack on Back of Bath Door
- Towel Bar in Bathroom
- Towel Ring in Bath Area
- Wood Framed Accent Mirror on Rear Wall with Chair Rail and Wainscoting Accent under Mirrors (27PBD, 29PBD)
- Mirrored Wardrobe Doors (27PBD, 29PBD)
- Bedspread with One Decorative Pillow
- Fabric Headboard (N/A with Rear Window or Twin Beds Option) (31PKS, 31PBS)
- Mini Blinds and Valances Throughout
- Soil Repellant on Fabric, Teflon® Fabric Protection
- Fabric Valance above Entry Door with Satin Nickel Clock

OPTIONS

- Decors: Redwood, Chamomile, Midnight
- Wood Choice: Autumn Cherry and Maple
- Day/Night Pleated Shades in Living Area and Bedroom
- Roll-Out Pantry next to Refrigerator with 4 Baskets (29PBD)

FURNITURE

STANDARD FEATURES

- Queen Bed
- Arched Back Wood Booth Dinette with Side-Sliding Table Top
- Jackknife Sleeper Sofa with Two Pillows (N/A: 27PBD)
- Fabric Barrel Chair (27PBD, 31PBS)

OPTIONS

- Twin Beds (N/A with Rear Window Option) (31PKS, 31PBS)
- Fabric Sofa with Fold Down Coffee Table ILO Dinette Option (27PBD)
- Freestanding Dinette with Two Freestanding Chairs and Two Folding Chairs

ELECTRICAL SYSTEMS AND LIGHTS

STANDARD FEATURES

- 30 Amp 120V Distribution Panel and Cord
- 60 Amp Electronic 12V Power Converter
- Generator Prep
- One 12V House Battery

continued



- Battery Disconnect Switches
- 12V and 110V Outlet in Cockpit Area
- Porch Light and Exterior Step Light on Same Switch
- Exterior Power Entry Step with Light
- Water Pump Switch in Service Bay Area and Bath
- Lights in Outside Storage Compartments
- Patio Receptacle
- Computer Hook-Up with Phone Jack in Dinette Area
- Pilot and Co-Pilot Map Lights
- Systems Control Center in Hallway
- Fluorescent Ceiling Lights Throughout, except Pancake Light Bath Ceiling
- Fluorescent Ceiling Lights Throughout
- Decorative Wood Framed Galley Ceiling Fluorescent Light
- Decorative Satin Nickel – Lighting Living Room Wall Light, Dinette Overhead, and Bedroom Wall Lights
- Decorative Satin Nickel – New Style Decorative Bath Lavatory Light
- Satin Nickel Bullet Lights on Bottom of Living Area Overheads
- 12V Incandescent Lights under Kitchen and Bedroom Overhead Cabinets

OPTIONS

- 140 Watt Inverter
- Onan® 4.0 kW Generator

PLUMBING AND LP SYSTEMS**STANDARD FEATURES**

- Kitchen Stainless Steel Sink with Single Lever Brushed Nickel Faucet
- Separate Satin Nickel Faucet for Filtered Water
- Bath Lavatory Faucet Double Handle
- Demand Water System and Water Pump
- 6 Gallon LP Gas/Electric Water Heater with Electronic Ignition
- Winterization Valving System
- Water Heater Bypass Valve
- Toilet with Sprayer
- No-Fuss Flush Holding Tank Rinsing System
- Shower/Step Tub
- Shower Light
- Satin Nickel Framed Shower Door with Obscure Glass

HEATING, VENTS AND AIR CONDITIONING**STANDARD FEATURES**

- One 15M BTU Air Conditioner with Ducted Air and Analog Wall Thermostat, Living Area or Kitchen Location Depending on Floorplan

- 31M BTU Electronic Ignition Furnace
- Above-Floor Ducted Heating System
- Non-Powered Roof Vent, Bedroom
- Non-Powered Roof Vent, Living Area or Kitchen Location Depending on Floorplan
- 12V Roof Vent in Bath
- Metal Air Return Grill Furnace Satin Nickel Finish

OPTIONS

- One 15M BTU Air Conditioner with Heat Pump and Ducted Air and Analog Wall Thermostat, Living Area or Kitchen Location Depending on Floorplan
- 12V Wet Bay Heater
- Fantastic 12V Attic Fan Living Area or Kitchen Location Depending on Floorplan

WINDOWS, DOORS AND AWNINGS**STANDARD FEATURES**

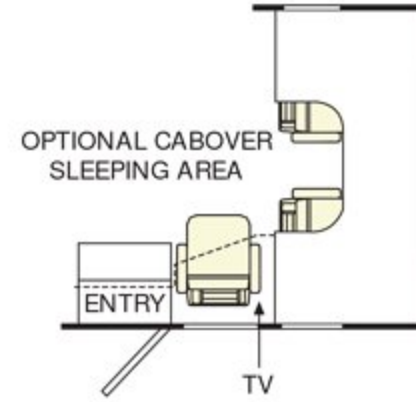
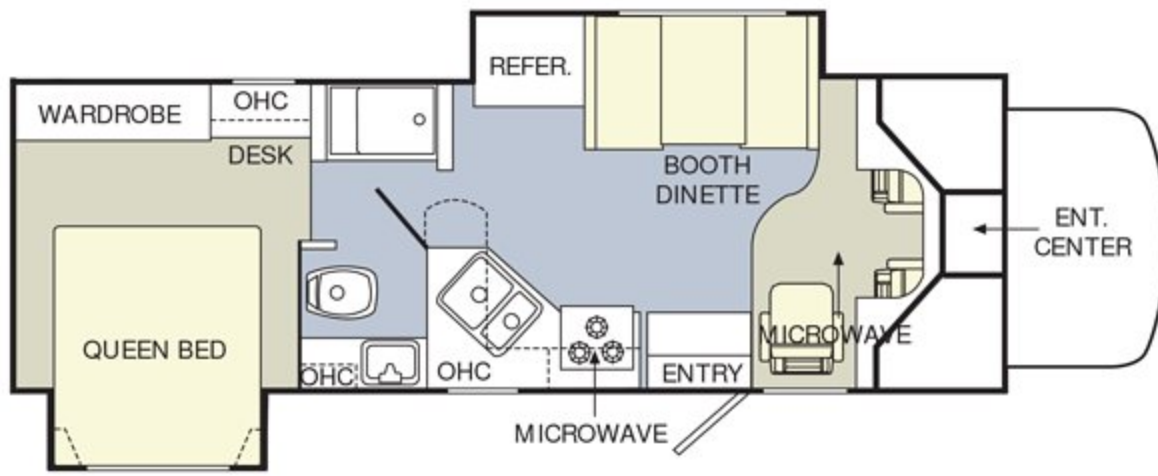
- Tinted Single Pane Windows
- Radius Entrance Door with Obscure Glass, Screen Door and Anti-Skid Steps
- Opera Window at Barrel Chair Location (27PBD, 31PBS)
- Exterior Entry Assist Handle
- Awning Rail
- Slide-Out Awnings Living Area and Bedroom
- Protecta Glaze Tinted Plexiglas® Skylight in Bathroom

OPTIONS

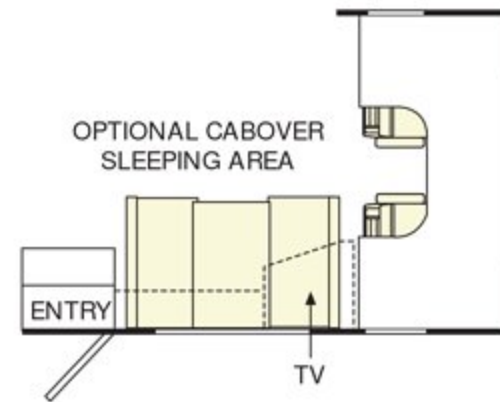
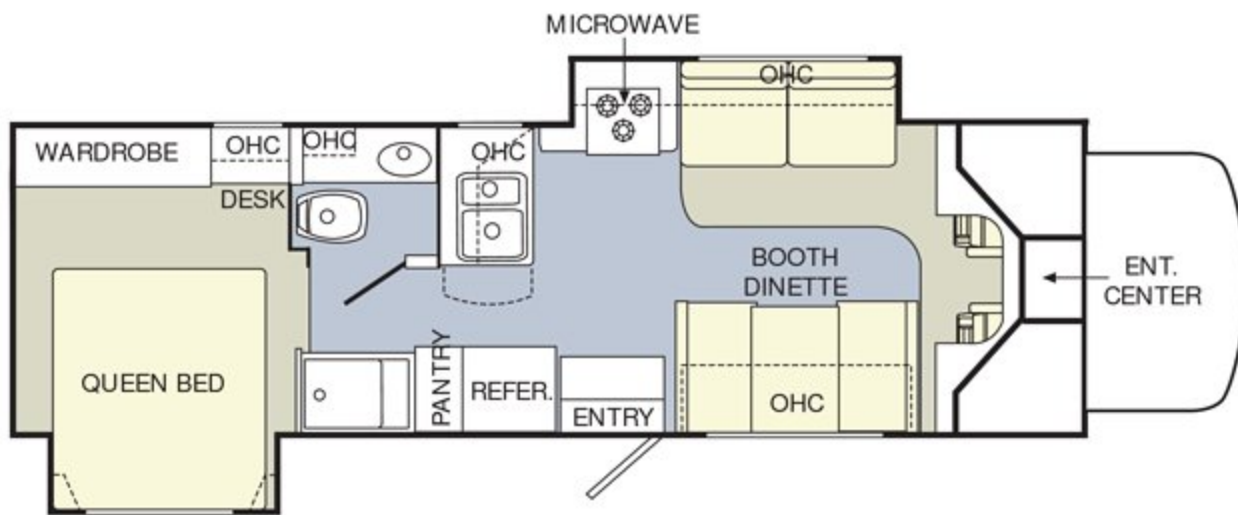
- Rear Window (Deletes Headboard) (N/A with Twin Beds Option) (31PKS, 31PBS)
- Vinyl Patio Awning with White Arms

SAFETY**STANDARD FEATURES**

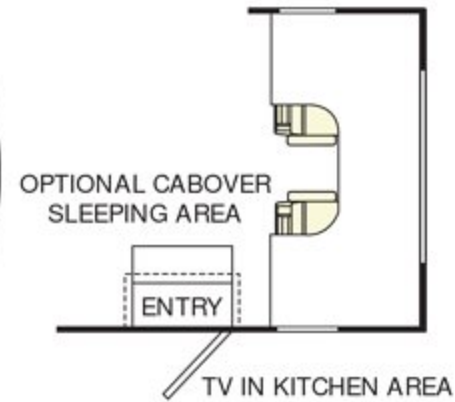
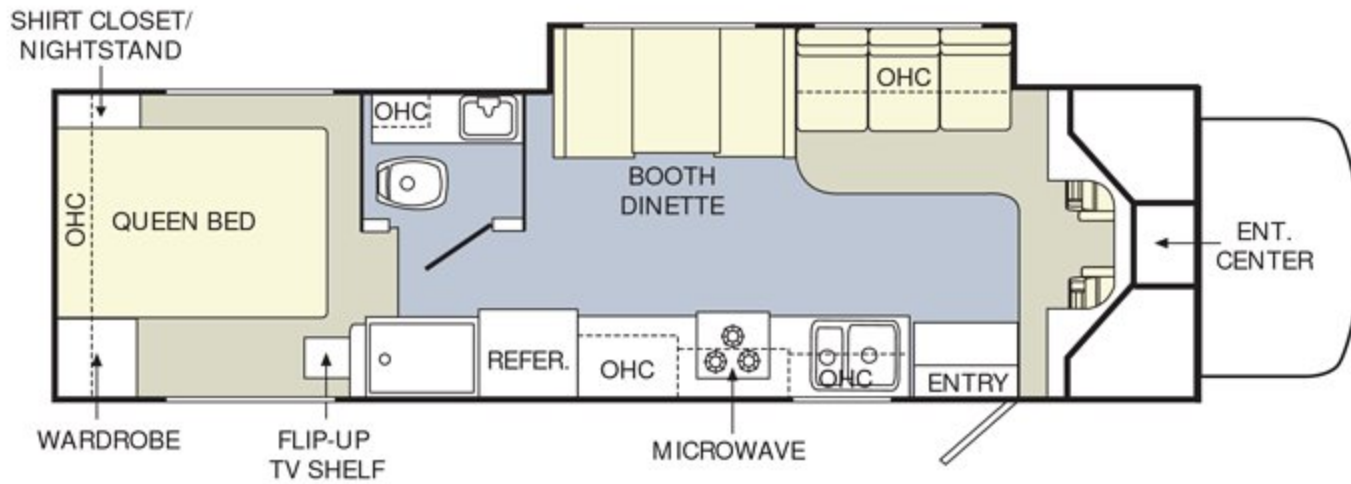
- Fire Extinguisher
- Deadbolt Lock on Entrance Door
- 120V GFI Protected Circuit
- LP Gas Detector
- Smoke Detector
- Carbon Monoxide Detector
- Pilot and Co-Pilot Three-Point Seat Belts
- Egress Windows



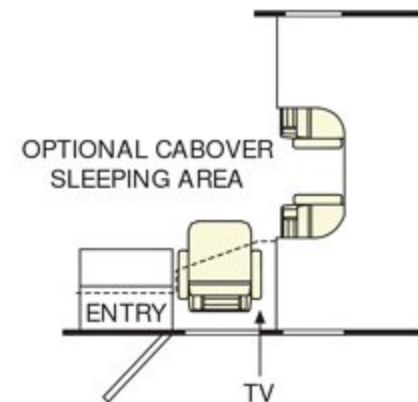
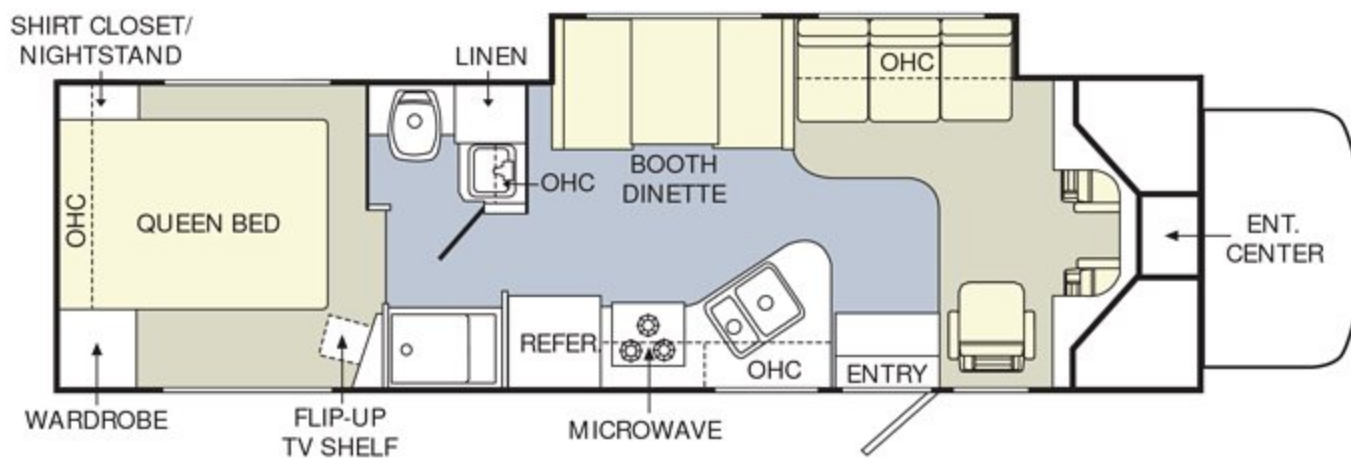
27PBD



29PBD



31PKS



31PBS

CARPET LINOLEUM



Weights* (Ford Chassis)	27PBD	29PBD	31PKS	31PBS
Gross Vehicle Weight Rating (Lbs.)	14,050	14,050	14,050	14,050
Gross Combined Weight Rating (Lbs.)	19,050	19,050	19,050	19,050
Front Gross Axle Weight Rating (Lbs.)	4,600	4,600	4,600	4,600
Rear Gross Axle Weight Rating (Lbs.)	9,450	9,450	9,450	9,450

Measurements

Wheelbase	192"	198"	208"	208"
Overall Length	28' 7"	29' 7"	31' 7"	31' 7"
Overall Height	11' 4"	11' 4"	11' 4"	11' 4"
Interior Height	6'6"	6'6"	6'6"	6'6"
Interior Width	94.5"	94.5"	94.5"	94.5"
Exterior Width	100.5"	100.5"	100.5"	100.5"

Tank Capacities**

Water Heater (Gal.)	6	6	6	6
Gray Tank (Gal.)	40	40	40	40
Black Tank (Gal.)	40	40	40	40
Fresh Tank (Gal.)	32	35	35	35
LP Tank *** (Gal.)	18	18	18	18
Fuel Tank (Gal.)	55	55	55	55

* Towing capacity is limited by GCWR; your vehicle's towing capacity is the difference between the GCWR and the actual vehicle weight, including all water, fuel, passengers and cargo. Your towed vehicle should be equipped with auxiliary brakes if the weight of the towed vehicle exceeds 1,000 lbs. Consult your Owner's Manual for further towing information.

** All tank capacities are estimated based upon calculations provided by the tank manufacturers and represent approximate capacities.

Variations in the fabrication and installation of the tanks may cause the actual "usable capacity" to be greater or less than the capacities designated above.

*** Actual filled LP capacity is 80% of listing due to safety shut-off required on tank.

Due to the large variety of options and floorplan arrangements available to our customers, actual weights for each unit can differ significantly. Holiday Rambler provides a weight sticker on each unit we produce which includes that unit's tank capacities and approximate weight. Consult your local Holiday Rambler dealer for unit availability and further information.

The information printed in this brochure reflects product design, fabrication, and component parts at the date of printing. The manufacturer reserves the right, at any time, to make changes in product design or material or component specifications as its sole option, without notice. This includes the substitution of components of a different brand or trade name, which will result in comparable performance. All information printed in this brochure is subject to change after the date of printing. Some features shown or mentioned in this brochure are optional and may only be available in selected floorplans. Photographs may show props or decorations that are not standard equipment on Holiday Rambler models. Holiday Rambler, the HR logo and its design, are registered trademarks. All other products and company names are trademarks and/or registered trademarks of their respective holders.

While the color of the mini-motorhome's exterior and the interior fabrics depicted in this sales brochure are fair and reasonable depictions, the colors depicted may not be an exact match of the actual colors because of the variances in photo-processing and variances caused by inserting the photographs within the sales brochure. Due to product improvements, changes during the model year and/or transcription errors that may occur, information represented within this brochure may not be accurate at the time of your purchase. If certain information is significant to your purchasing decision, please confirm the information with your dealer prior to submitting your order.

The actual overall length of the recreational vehicle may differ from that indicated in the brochure due to variances in the manufacturing process and/or installed components. The actual length may be greater or less than that indicated.

Component part and appliance manufacturers issue limited warranties covering those portions of the recreational vehicle not covered by the Limited Warranties issued by the Monaco Coach Corporation companies. To learn more on what specific component parts and appliances are excluded from the Limited Warranties issued by the Monaco Coach Corporation companies please contact your selling dealership or Monaco Coach Corporation directly or review the warranty packet inside the recreational vehicle.



IT'S ALL ABOUT BUILDING A LASTING RELATIONSHIP.



WELCOME TO THE FAMILY ADVANTAGE.

What is the Family Advantage? It's all the ways we put the strength of our family to work for yours. It's the unmatched level of teamwork, expertise and combined experience of all our companies. It's our ability to respond rapidly to our owner's needs, with new features and technologies. And it's our commitment to value and to giving you more RV for your money.

The most important aspect of the Family Advantage is being there when you need us. That's why our 350 qualified service centers span North America. And it's why no matter where you are, there's someone standing by to talk with you 24 hours a day — to help you get the most from your time on the road.

In short, when you purchase an RV from Monaco Coach Corporation, you get a wider array of benefits than any other manufacturer can offer. To see it all for yourself, call 1-800-634-0855 or 1-800-650-7337. We'd love to meet you Monday through Friday for a tour of one of our state-of-the-art production facilities in Oregon or Indiana.



350 | SERVICE FACILITIES
NATIONWIDE AND GROWING.

WARRANTIES

12 MONTH/24,000 MILE
basic limited warranty

5 YEAR/50,000 MILE
limited warranty on aluminum or steel frame structure
of sidewall, roof, front and rear cap

Applies to certain models. See owner's manual for complete details.



2005

ATLANTIS®



This is Living®



HOLIDAY RAMBLER®

This is Living®

www.holidayrambler.com

(800) 245-4778

MONACO COACH CORPORATION

Monaco is traded on the New York Stock Exchange under the listing MNC
© 2004, Monaco Coach Corporation 1104 NPN: BROHATL Litho in USA.

