



EMBASSY2005





EMBASSY2005




EMBASSY. YOUR PASSPORT TO GOOD TIMES.

It's no secret that when the road is easy, RVing is at its best. And it's with that maxim in mind that we've designed the 2005 Embassy, loading it with more standard features, more storage, more convenience and more options than most motorhomes in its class. Just consider Embassy's standard features, which include a powerful Onan generator, top quality appliances and fixtures, a 20" TV in the dash and extra large exterior storage compartments and you'll understand why Embassy is one of Triple E's most popular RVs. No matter where the road takes you, it's sure to be pleasurable and worry free when you travel with Embassy.

New Embassy Features For 2005 Include:

- Aluminium baggage doors with gas struts
- Optima vinyl cockpit chairs
- Filon FRP Plus sidewalls
- LP/Electric water heater with motoraid




Shown with Pacific Rim Decor

EMBASSY. YOUR PASSPORT TO GOOD TIMES.

It's no secret that when the road is easy, RVing is at its best. And it's with that maxim in mind that we've designed the 2005 Embassy, loading it with more standard features, more storage, more convenience and more options than most motorhomes in its class. Just consider Embassy's standard features, which include a powerful Onan generator, top quality appliances and fixtures, a 20" TV in the dash and extra large exterior storage compartments and you'll understand why Embassy is one of Triple E's most popular RVs. No matter where the road takes you, it's sure to be pleasurable and worry free when you travel with Embassy.

New Embassy Features For 2005 Include:

- Aluminium baggage doors with gas struts
- Optima vinyl cockpit chairs
- Filon FRP Plus sidewalls
- LP/Electric water heater with motoraid



Shown with Pacific Rim Decor



Morning showers are a little more refreshing thanks to the natural light provided by the shower skylight. Most models also feature a neo angle shower stall with glass door.



Embassy's expansive bedroom features a decorative bedspread with throw pillows and a make up table with optional stool (on select models). The attractive pleated shades for the window are the same as those featured throughout the coach. A bedroom slide out on the A36FB only provides even more space.



This slide out pantry neatly keeps your canned and dry goods out of sight. Available on select models only.

The kitchen's booth dinette features under seat storage and easily converts to a bed for extra sleeping space. An optional freestanding table and chairs is available for select models.

New for 2005, insulated aluminum baggage doors with gas struts and slam latches allow easy access to Embassy's exterior storage compartments.





Morning showers are a little more refreshing thanks to the natural light provided by the shower skylight. Most models also feature a neo angle shower stall with glass door.



Embassy's expansive bedroom features a decorative bedspread with throw pillows and a make up table with optional stool (on select models). The attractive pleated shades for the window are the same as those featured throughout the coach. A bedroom slide out on the A36FB only provides even more space.



This slide out pantry neatly keeps your canned and dry goods out of sight. Available on select models only.

New for 2005, insulated aluminum baggage doors with gas struts and slam latches allow easy access to Embassy's exterior storage compartments.



The kitchen's booth dinette features under seat storage and easily converts to a bed for extra sleeping space. An optional freestanding table and chairs is available for select models.



SPECIFICATIONS

EMBASSY GAS 2005	A29	A30G	A34F	A36FB
GVWR — lbs. (kg)	18,000 (8 164)	18,000 (8 164)	20,500 (9 298)	22,000 (10 000)
UVW — lbs. (kg)	12,838 (5 823)	13,889 (6 300)	15,166 (6 879)	16,787 (7 617)
NCC — lbs. (kg)	5,162 (2 341)	4,111 (1 864)	5,334 (2 419)	5,213 (2 383)
Wheelbase — in. (mm)	190 (4 826)	190 (4 826)	228 (5 791)	228 (5 791)
Length — ft. (mm)	29' 3" (8 915)	30' 8" (9 345)	34' 2" (10 425)	35' 9" (10 910)
Width — ft. (mm)	8' 4" (2 534)	8' 4" (2 534)	8' 4" (2 534)	8' 4" (2 534)
Height* — ft. (mm)	11' 6" (3 505)	11' 6" (3 505)	11' 6" (3 505)	11' 6" (3 505)
Water Tank Capacity — U.S. gal. (L)	76 (285)	55 (206)	76 (285)	76 (285)
Holding Tank Capacity — U.S. gal. (L)	78 (295)	78 (295)	78 (295)	78 (295)
Fuel Capacity — U.S. gal. (L)	75 (284)	75 (284)	75 (284)	75 (284)
Propane Capacity — U.S. gal. (L)	25.3 (95.8)	25.3 (95.8)	25.3 (95.8)	25.3 (95.8)
*Includes A/C				

GVWR (GROSS VEHICLE WEIGHT RATING)

The maximum permissible weight of this motorhome. The GVWR is equal to or greater than the sum of the unloaded vehicle weight (UVW) plus the net carrying capacity (NCC).

UVW (UNLOADED VEHICLE WEIGHT)

The weight of the motorhome as built at the factory with full fuel, engine oil, and coolants. The UVW does not include cargo, fresh water, LP gas, occupants, factory or dealer installed accessories.

NCC (NET CARRYING CAPACITY)

The maximum weight of all occupants, including the driver, personal belongings, food, fresh water, LP gas, tools, tongue weight of towed vehicle, factory and dealer installed accessories, etc., that can be carried by this motorhome. (NCC is equal to or less than GVWR minus UVW.)

Please see your dealer for weights of factory installed options.



STANDARDS AND OPTIONS

VEHICULAR

	A29	A30G	A34F	A36FB
Air Conditioner — Chassis	S	S	S	S
Airbag Assist Rear Suspension	S	S	S	S
Airbag Assist Suspension — Front	O	O	O	O
Batteries — Auxiliary Coach Batteries (2 x 12 Volt)	S	S	S	S
BIRD — Bidirectional Isolator Relay Delay Battery Charging	S	S	S	S
Block Heater	S	S	S	S
Bumper — Steel Reinforced Rear Bumper	S	S	S	S
Chassis — Ford V-10, 6.8L V10 Triton, 18,000 lb. GVW, 190" Wheelbase	S	S	-	-
Chassis — Ford V-10, 6.8L V10 Triton, 20,500 lb. GVW, 228" Wheelbase	-	-	S	-
Chassis — Ford V-10, 6.8L V10 Triton, 22,000 lb. GVW, 228" Wheelbase	-	-	-	S
Cruise Control and Tilt Steering Wheel	S	S	S	S
Fans — Chrome Cockpit Ventilating with Dash Switch	O	O	O	O
Hitch — Trailer Hitch Receiver with Wiring and Plug, Class III	S	S	S	S
Jacks — HWH Hydraulic Levelling Jacks with Joystick Control	O	S	S	S
Light — High Mounted Stoplight — LED Long Life	S	S	S	S
Mirrors — Heated Remote Mirrors	S	S	S	S
Rust Protection	O	O	O	O
Slide Out — HWH Hydraulic Slide Out System	-	S	S	S
Spare Tire and Wheel	S	S	S	S
Switch — Battery Boost Switch	S	S	S	S
Tires — Radial Ply	S	S	S	S
Transmission — Four Speed Automatic with Overdrive	S	S	S	S
Transmission Cooler	S	S	S	S
Undercoating — Automotive Type	S	S	S	S
Wheel Simulators	S	S	S	S
Wipers — Wet Arm Windshield Wipers with Intermittent	S	S	S	S

CONSTRUCTION

Baggage Doors — Aluminium Baggage Doors with Gas Struts and Slam Latch	S	S	S	S
Floor — Vacuum Bonded Insulated Steel Framed Insulated Floor Construction	S	S	S	S
Galvanized Luggage Compartments with Carpet Base	S	S	S	S
Gelcoat Fibreglass Front and Rear Masks	S	S	S	S
Roof — Domed EPDM Roof with Rain Gutters and Down Spouts	S	S	S	S
Steel Cab Floor, Firewall and Dash Structure	S	S	S	S
Vacuum Bonded Aluminium Framed Insulated Roof and Wall Construction	S	S	S	S
Vacuum Bonded Filon Plus FRP Sidewalls	S	S	S	S
Windows — Tinted Radius Corner Windows	S	S	S	S

EXTERIOR

Exterior Assist Handle — Monogrammed	S	S	S	S
Ladder — Exterior Ladder	S	S	S	S
Light — Porch Light with Yellow Lens	S	S	S	S
Painted Skirts	S	S	S	S
Door — Screened Entry Door with Deadbolt Lock	S	S	S	S
Receptacle — Patio GFI Receptacle	S	S	S	S
Step — Electric Entry Step	S	S	S	S

INTERIOR

Bedsprad — Decorative Bed Spread and Throw Pillows	S	S	S	S
Blind — Venetian Blind in Galley	S	S	S	S
Borders — Wall Borders in Galley and Bedroom Areas	S	S	S	S

SPECIFICATIONS

EMBASSY GAS 2005	A29	A30G	A34F	A36FB
GVWR – lbs. (kg)	18,000 (8 164)	18,000 (8 164)	20,500 (9 298)	22,000 (10 000)
UVW – lbs. (kg)	12,838 (5 823)	13,889 (6 300)	15,166 (6 879)	16,787 (7 617)
NCC – lbs. (kg)	5,162 (2 341)	4,111 (1 864)	5,334 (2 419)	5,213 (2 383)
Wheelbase – in. (mm)	190 (4 826)	190 (4 826)	228 (5 791)	228 (5 791)
Length – ft. (mm)	29' 3" (8 915)	30' 8" (9 345)	34' 2" (10 425)	35' 9" (10 910)
Width – ft. (mm)	8' 4" (2 534)	8' 4" (2 534)	8' 4" (2 534)	8' 4" (2 534)
Height* – ft. (mm)	11' 6" (3 505)	11' 6" (3 505)	11' 6" (3 505)	11' 6" (3 505)
Water Tank Capacity – U.S. gal. (L)	76 (285)	55 (206)	76 (285)	76 (285)
Holding Tank Capacity – U.S. gal. (L)	78 (295)	78 (295)	78 (295)	78 (295)
Fuel Capacity – U.S. gal. (L)	75 (284)	75 (284)	75 (284)	75 (284)
Propane Capacity – U.S. gal. (L)	25.3 (95.8)	25.3 (95.8)	25.3 (95.8)	25.3 (95.8)
*Includes A/C				

GVWR (GROSS VEHICLE WEIGHT RATING)

The maximum permissible weight of this motorhome. The GVWR is equal to or greater than the sum of the unloaded vehicle weight (UVW) plus the net carrying capacity (NCC).

UVW (UNLOADED VEHICLE WEIGHT)

The weight of the motorhome as built at the factory with full fuel, engine oil, and coolants. The UVW does not include cargo, fresh water, LP gas, occupants, factory or dealer installed accessories.

NCC (NET CARRYING CAPACITY)

The maximum weight of all occupants, including the driver, personal belongings, food, fresh water, LP gas, tools, tongue weight of towed vehicle, factory and dealer installed accessories, etc., that can be carried by this motorhome. (NCC is equal to or less than GVWR minus UVW.)

Please see your dealer for weights of factory installed options.



STANDARDS AND OPTIONS

VEHICULAR

	A29	A30G	A34F	A36FB
Air Conditioner – Chassis	S	S	S	S
Airbag Assist Rear Suspension	S	S	S	S
Airbag Assist Suspension – Front	O	O	O	O
Batteries – Auxiliary Coach Batteries (2 x 12 Volt)	S	S	S	S
BIRD – Bidirectional Isolator Relay Delay Battery Charging	S	S	S	S
Block Heater	S	S	S	S
Bumper – Steel Reinforced Rear Bumper	S	S	S	S
Chassis – Ford V-10, 6.8L V10 Triton, 18,000 lb. GVW, 190" Wheelbase	S	S	-	-
Chassis – Ford V-10, 6.8L V10 Triton, 20,500 lb. GVW, 228" Wheelbase	-	-	S	-
Chassis – Ford V-10, 6.8L V10 Triton, 22,000 lb. GVW, 228" Wheelbase	-	-	-	S
Cruise Control and Tilt Steering Wheel	S	S	S	S
Fans – Chrome Cockpit Ventilating with Dash Switch	O	O	O	O
Hitch – Trailer Hitch Receiver with Wiring and Plug, Class III	S	S	S	S
Jacks – HWH Hydraulic Levelling Jacks with Joystick Control	O	S	S	S
Light – High Mounted Stoplight – LED Long Life	S	S	S	S
Mirrors – Heated Remote Mirrors	S	S	S	S
Rust Protection	O	O	O	O
Slide Out – HWH Hydraulic Slide Out System	-	S	S	S
Spare Tire and Wheel	S	S	S	S
Switch – Battery Boost Switch	S	S	S	S
Tires – Radial Ply	S	S	S	S
Transmission – Four Speed Automatic with Overdrive	S	S	S	S
Transmission Cooler	S	S	S	S
Undercoating – Automotive Type	S	S	S	S
Wheel Simulators	S	S	S	S
Wipers – Wet Arm Windshield Wipers with Intermittent	S	S	S	S

CONSTRUCTION

Baggage Doors – Aluminium Baggage Doors with Gas Struts and Slam Latch	S	S	S	S
Floor – Vacuum Bonded Insulated Steel Framed Insulated Floor Construction	S	S	S	S
Galvanized Luggage Compartments with Carpet Base	S	S	S	S
Gelcoat Fibreglass Front and Rear Masks	S	S	S	S
Roof – Domed EPDM Roof with Rain Gutters and Down Spouts	S	S	S	S
Steel Cab Floor, Firewall and Dash Structure	S	S	S	S
Vacuum Bonded Aluminium Framed Insulated Roof and Wall Construction	S	S	S	S
Vacuum Bonded Filon Plus FRP Sidewalls	S	S	S	S
Windows – Tinted Radius Corner Windows	S	S	S	S

EXTERIOR

Exterior Assist Handle – Monogrammed	S	S	S	S
Ladder – Exterior Ladder	S	S	S	S
Light – Porch Light with Yellow Lens	S	S	S	S
Painted Skirts	S	S	S	S
Door – Screened Entry Door with Deadbolt Lock	S	S	S	S
Receptacle – Patio GFI Receptacle	S	S	S	S
Step – Electric Entry Step	S	S	S	S

INTERIOR

Bedsprad – Decorative Bed Spread and Throw Pillows	S	S	S	S
Blind – Venetian Blind in Galley	S	S	S	S
Borders – Wall Borders in Galley and Bedroom Areas	S	S	S	S

INTERIOR (CONTINUED)

	A29	A30G	A34F	A36FB
Ceiling – Automotive “Soft Touch” Headliner	S	S	S	S
Detectors – Electronic Smoke, LP and CO Detectors	S	S	S	S
Doors – Raised Solid Oak Cabinet Doors	S	S	S	S
Drawers – Dual Roller Glide Drawers with Travel Lock	S	S	S	S
Fan – Thermostatically Controlled Ceiling Fan (Bedroom)	0	0	0	0
Fire Extinguisher – Dry Chemical	S	S	S	S
Flooring – Carpet in Living Area as per Floor Plan	0	0	0	0
Flooring – Linoleum in Living Area, Galley and Lavatory and Carpet in Bedroom Areas	S	S	S	S
Flooring – Wood Look Laminate Flooring in Galley with Carpet in Living Area	0	0	0	0
Headboard – Fabric Wrapped Deluxe Headboard	S	S	S	S
Shades – Pleated Shades	S	S	S	S

FURNITURE

Bed – Twin Beds (36" x 74")	0	0	0	-
Booth Dinette – Steel Framing for Seat Belts	S	S	-	-
Booth Dinette with Under Seat Storage	-	-	S	S
Chair – Cloth Cocktail Chair (2 in A29, 1 in A36FB, A34F)	S	-	S	S
Flip Table – Oak	S	-	S	S
Hide-A-Bed in lieu of Jackknife Sofa	-	-	0	0
Make Up Table in Bedroom	-	-	-	S
Mattress – Air Coil Mattress Upgrade on Hide a Bed (with 110 Volt Air Pump)	-	-	0	0
Mattress – Innerspring 60" X 74"	S	S	S	-
Mattress – Innerspring 60" X 80"	-	-	-	S
Pillows – Coordinated Pillows for Living Area	0	0	0	0
Seats – Optima Vinyl Reclining Driver's and Passenger's Swivel Bucket Seats	S	S	S	S
Sofa – Jackknife Sofa	-	S	S	S
Sofa – Jackknife Sofa in lieu of Cocktail Chairs	0	-	-	-
Stool – Stool for Make Up Table	-	-	-	0
Table – Solid Oak Free Standing Table and Slat Back Chairs	-	-	0	0

GALLEY

Refrigerator Inserts – Oak Finished Raised Fridge Inserts	0	0	0	0
Cook Top – 3 Burner Stove Top with High Output Burner, Oven	S	S	S	S
Countertop – Laminate Counter with Oak Edge, Acrylic Sink and Cutting Board Sink Cover	S	S	S	S
Bi-Fold Range Cover	S	S	S	S
Microwave Oven	S	-	S	S
Range Hood with Monitor Panel and Light	S	-	S	S
Refrigerator – Dometic LP/Electric 8 cu. ft. with Temp Control	S	S	S	S
Microwave – Over the Range with Light and Vent Fan	-	S	-	-
Convection Microwave – OTR with Light and 110 Volt Vent Fan, Cook Top and Drawers in lieu of Oven	-	0	-	-

LAVATORY

Tub – Folding Tub Door	S	-	-	-
Fan – Power Bath Vent	S	S	S	S
Flooring – Vinyl Floor Covering	S	S	S	S
Skylight in Shower	S	S	S	S
Toilet – Aqua Magic V Foot Flush	S	S	S	S
Sink – Acrylic Sink in Laminate Counter with Laminate Edge	S	S	S	S
Shower – Neo Angle Shower with Glass Doors	-	S	S	S

ENTERTAINMENT

CB Antenna – Includes Coax Lead In under Dash	0	0	0	0
Stereo – AM/FM Weather Band Receiver with CD Player in Dash with Big Button	S	S	S	S
CD Changer – 10 Stack CD Changer (N/A with AM/FM/Cassette/CD)	0	0	0	0
Stereo – AM/FM Weather Band Receiver with Cassette/CD Player with Big Button	0	0	0	0
Telephone and Cable TV Hook-Up – Exterior	S	S	S	S
TV – AC 20" Colour Stereo with Remote in Dash	S	S	S	S
TV – DC 13" Colour with Remote in Oak Cabinet in Bedroom	0	0	0	-
TV – AC 20" Colour Stereo with Remote in Bedroom	-	-	-	S
TV Antenna – Roof Top Retractable with Booster	S	S	S	S
Satellite Dish – Winegard with Electronic Elevation Sensor	0	0	0	0
Pre-Wire – Satellite Dish (with 12 Volt and 110 Volt Power) with Switch Box	0	0	0	0
DVD/VCR Combination Unit	0	0	0	0
Radio Monoplex System – Switching for Rear Bedroom Speakers	S	S	S	S

HEATING VENTILATING AND AIR CONDITIONING

Air Conditioner – 13,500 BTU with Heat Strip	S	S	S	S
Air Conditioner – 15,000 BTU with Heat Strip	0	0	0	0
Air Conditioning – Dual Ducted 2 x 13,500 Roof Air with Selector Switch	-	-	0	0
Ducting – Ducted for Roof Air Conditioner	S	S	S	S
Furnace – Forced Air Furnace – 35,000 BTU	S	S	S	S

ELECTRICAL

Converter – 120 Volt/12 Volt/55 Amp with Charger and Auto Changeover Switch	S	S	S	S
Cord – Power Cord 30 Amp	S	S	S	S
Generator – 4.0 KW Onan MicroQuiet	S	S	S	S
Switch – Electronic Battery Disconnect (Coach Batteries)	S	S	S	S
Plug – 12 Volt Power Plug in Dash	S	S	S	S

PLUMBING AND LP SYSTEMS

LP Tank – Under Floor Mounted	S	S	S	S
Water Heater – 6 USG Electronic Ignition LP /Electric/Motoraid	S	S	S	S
Valve – Water Heater By-Pass Valve	S	S	S	S
Exterior Shower with Shut Off Valves for Winterizing	S	S	S	S

SYSTEMS

Rear View Camera/Monitor (B&W)	S	S	S	S
--------------------------------	---	---	---	---

OPTIONAL AWNING PACKAGES

Awning – A&E 8500 Patio Awning, Vinyl (length shown)	15	16	18	18
Awning – Weathershield Equipped A&E Elite 9000 Patio-Acrylic (length shown)	15	16	18	18
Awning – Weathershield Equipped A&E Elite Slide Topper (number of awnings shown)	-	1	1	2
Awning – Deluxe – A&E Elite Slide Topper (number of awnings shown)	-	1	1	2

OPTIONS PACKAGE

XL Package – Includes: Holding Tanks Enclosed, Insulated and Heated, Light Package in Baggage Compartment, Rear Auxiliary Heater, Thermal Pane Windows	0	0	0	0
Factory P.D.I.	0	0	0	0

■ New for 2005 S Standard 0 Optional

INTERIOR (CONTINUED)

	A29	A30G	A34F	A36FB
Ceiling — Automotive “Soft Touch” Headliner	S	S	S	S
Detectors — Electronic Smoke, LP and CO Detectors	S	S	S	S
Doors — Raised Solid Oak Cabinet Doors	S	S	S	S
Drawers — Dual Roller Glide Drawers with Travel Lock	S	S	S	S
Fan — Thermostatically Controlled Ceiling Fan (Bedroom)	0	0	0	0
Fire Extinguisher — Dry Chemical	S	S	S	S
Flooring — Carpet in Living Area as per Floor Plan	0	0	0	0
Flooring — Linoleum in Living Area, Galley and Lavatory and Carpet in Bedroom Areas	S	S	S	S
Flooring — Wood Look Laminate Flooring in Galley with Carpet in Living Area	0	0	0	0
Headboard — Fabric Wrapped Deluxe Headboard	S	S	S	S
Shades — Pleated Shades	S	S	S	S

FURNITURE

Bed — Twin Beds (36" x 74")	0	0	0	-
Booth Dinette — Steel Framing for Seat Belts	S	S	-	-
Booth Dinette with Under Seat Storage	-	-	S	S
Chair — Cloth Cocktail Chair (2 in A29, 1 in A36FB, A34F)	S	-	S	S
Flip Table — Oak	S	-	S	S
Hide-A-Bed in lieu of Jackknife Sofa	-	-	0	0
Make Up Table in Bedroom	-	-	-	S
Mattress — Air Coil Mattress Upgrade on Hide a Bed (with 110 Volt Air Pump)	-	-	0	0
Mattress — Innerspring 60" X 74"	S	S	S	-
Mattress — Innerspring 60" X 80"	-	-	-	S
Pillows — Coordinated Pillows for Living Area	0	0	0	0
Seats — Optima Vinyl Reclining Driver's and Passenger's Swivel Bucket Seats	S	S	S	S
Sofa — Jackknife Sofa	-	S	S	S
Sofa — Jackknife Sofa in lieu of Cocktail Chairs	0	-	-	-
Stool — Stool for Make Up Table	-	-	-	0
Table — Solid Oak Free Standing Table and Slat Back Chairs	-	-	0	0

GALLEY

Refrigerator Inserts — Oak Finished Raised Fridge Inserts	0	0	0	0
Cook Top — 3 Burner Stove Top with High Output Burner, Oven	S	S	S	S
Countertop — Laminate Counter with Oak Edge, Acrylic Sink and Cutting Board Sink Cover	S	S	S	S
Bi-Fold Range Cover	S	S	S	S
Microwave Oven	S	-	S	S
Range Hood with Monitor Panel and Light	S	-	S	S
Refrigerator — Dometic LP/Electric 8 cu. ft. with Temp Control	S	S	S	S
Microwave — Over the Range with Light and Vent Fan	-	S	-	-
Convection Microwave — OTR with Light and 110 Volt Vent Fan, Cook Top and Drawers in lieu of Oven	-	0	-	-

LAVATORY

Tub — Folding Tub Door	S	-	-	-
Fan — Power Bath Vent	S	S	S	S
Flooring — Vinyl Floor Covering	S	S	S	S
Skylight in Shower	S	S	S	S
Toilet — Aqua Magic V Foot Flush	S	S	S	S
Sink — Acrylic Sink in Laminate Counter with Laminate Edge	S	S	S	S
Shower — Neo Angle Shower with Glass Doors	-	S	S	S

ENTERTAINMENT

	A29	A30G	A34F	A36FB
CB Antenna — Includes Coax Lead In under Dash	0	0	0	0
Stereo — AM/FM Weather Band Receiver with CD Player in Dash with Big Button	S	S	S	S
CD Changer — 10 Stack CD Changer (N/A with AM/FM/Cassette/CD)	0	0	0	0
Stereo — AM/FM Weather Band Receiver with Cassette/CD Player with Big Button	0	0	0	0
Telephone and Cable TV Hook-Up — Exterior	S	S	S	S
TV — AC 20" Colour Stereo with Remote in Dash	S	S	S	S
TV — DC 13" Colour with Remote in Oak Cabinet in Bedroom	0	0	0	-
TV — AC 20" Colour Stereo with Remote in Bedroom	-	-	-	S
TV Antenna — Roof Top Retractable with Booster	S	S	S	S
Satellite Dish — Winegard with Electronic Elevation Sensor	0	0	0	0
Pre-Wire — Satellite Dish (with 12 Volt and 110 Volt Power) with Switch Box	0	0	0	0
DVD/VCR Combination Unit	0	0	0	0
Radio Monoplex System — Switching for Rear Bedroom Speakers	S	S	S	S

HEATING VENTILATING AND AIR CONDITIONING

Air Conditioner — 13,500 BTU with Heat Strip	S	S	S	S
Air Conditioner — 15,000 BTU with Heat Strip	0	0	0	0
Air Conditioning — Dual Ducted 2 x 13,500 Roof Air with Selector Switch	-	-	0	0
Ducting — Ducted for Roof Air Conditioner	S	S	S	S
Furnace — Forced Air Furnace — 35,000 BTU	S	S	S	S

ELECTRICAL

Converter — 120 Volt/12 Volt/55 Amp with Charger and Auto Changeover Switch	S	S	S	S
Cord — Power Cord 30 Amp	S	S	S	S
Generator — 4.0 KW Onan MicroQuiet	S	S	S	S
Switch — Electronic Battery Disconnect (Coach Batteries)	S	S	S	S
Plug — 12 Volt Power Plug in Dash	S	S	S	S

PLUMBING AND LP SYSTEMS

LP Tank — Under Floor Mounted	S	S	S	S
Water Heater — 6 USG Electronic Ignition LP /Electric/Motoraid	S	S	S	S
Valve — Water Heater By-Pass Valve	S	S	S	S
Exterior Shower with Shut Off Valves for Winterizing	S	S	S	S

SYSTEMS

Rear View Camera/Monitor (B&W)	S	S	S	S
--------------------------------	---	---	---	---

OPTIONAL AWNING PACKAGES

Awning — A&E 8500 Patio Awning, Vinyl (length shown)	15	16	18	18
Awning — Weathershield Equipped A&E Elite 9000 Patio-Acrylic (length shown)	15	16	18	18
Awning — Weathershield Equipped A&E Elite Slide Topper (number of awnings shown)	-	1	1	2
Awning — Deluxe — A&E Elite Slide Topper (number of awnings shown)	-	1	1	2

OPTIONS PACKAGE

XL Package — Includes: Holding Tanks Enclosed, Insulated and Heated, Light Package in Baggage Compartment, Rear Auxiliary Heater, Thermal Pane Windows	0	0	0	0
Factory P.D.I.	0	0	0	0

☛ New for 2005 S Standard 0 Optional

EMBASSY DIESEL. BUILT FOR THE LONG HAUL.

Created for those for whom RVing is as much a lifestyle as it is a recreation, Embassy Diesel offers one of the best values available today in a diesel RV. Its impressive list of features includes a Freightliner XC chassis and 300 horsepower Cummins engine, which combine to provide the durable, dependable performance you'll need mile after mile on the road. Other notable features include an electric entry step, a rearview camera with monitor and a 6.5 KW Onan liquid LP Gas generator. Finally, Embassy allows you to customize your unit to your specific needs and comfort preference with optional features such as a satellite dish, an exterior shower, a refreshment center, painted baggage doors and a convenient washer and dryer combo. If you're looking for an RV for the long haul, Embassy Diesel is it.

New Embassy Diesel Features For 2005 Include:

- Flush floor slide out in living area
- New floor plan with front entry
- Optional 2000 watt inverter
- Optional wood look laminate flooring (as shown)



Shown with Moon Dust Decor

EMBASSY DIESEL. BUILT FOR THE LONG HAUL.

Created for those for whom RVing is as much a lifestyle as it is a recreation, Embassy Diesel offers one of the best values available today in a diesel RV. Its impressive list of features includes a Freightliner XC chassis and 300 horsepower Cummins engine, which combine to provide the durable, dependable performance you'll need mile after mile on the road. Other notable features include an electric entry step, a rearview camera with monitor and a 6.5 KW Onan liquid LP Gas generator. Finally, Embassy allows you to customize your unit to your specific needs and comfort preference with optional features such as a satellite dish, an exterior shower, a refreshment center, painted baggage doors and a convenient washer and dryer combo. If you're looking for an RV for the long haul, Embassy Diesel is it.

New Embassy Diesel Features For 2005 Include:

- Flush floor slide out in living area
- New floor plan with front entry
- Optional 2000 watt inverter
- Optional wood look laminate flooring (as shown)



Shown with Moon Dust Decor



Embassy's cockpit area easily converts into a comfortable living room complete with reclining optima vinyl cockpit chairs and a 20" flat screen tv in the overhead cabinet. The new front door entry better preserves the integrity of this space.

After a long day on the road you'll enjoy retiring to Embassy's bedroom with its matching decorative bedspread, throw pillows and headboard nicely illuminated by reading lights above bed.

As an alternative to the standard booth dinette, select the free standing table option with slat back chairs which provides a more homelike atmosphere in Embassy's dining area. The flush floor slide out is new for 2005.



Embassy's bedroom area is nicely finished off with an attractive makeup table with optional stool and day/night pleated shades over the window, which match those found throughout the coach. A 20" flat screen TV is included as a standard feature for your viewing pleasure.

No need to leave your gourmet recipes at home thanks to Embassy's spacious galley that features a solid surface countertop, solid wood cabinet doors and a flip up counter extension. An optional convection microwave oven is also available.





Embassy's cockpit area easily converts into a comfortable living room complete with reclining optima vinyl cockpit chairs and a 20" flat screen tv in the overhead cabinet. The new front door entry better preserves the integrity of this space.

Embassy's bedroom area is nicely finished off with an attractive makeup table with optional stool and day/night pleated shades over the window, which match those found throughout the coach. A 20" flat screen TV is included as a standard feature for your viewing pleasure.

No need to leave your gourmet recipes at home thanks to Embassy's spacious galley that features a solid surface countertop, solid wood cabinet doors and a flip up counter extension. An optional convection microwave oven is also available.

After a long day on the road you'll enjoy retiring to Embassy's bedroom with its matching decorative bedspread, throw pillows and headboard nicely illuminated by reading lights above bed.

As an alternative to the standard booth dinette, select the free standing table option with slat back chairs which provides a more homelike atmosphere in Embassy's dining area. The flush floor slide out is new for 2005.



SPECIFICATIONS

EMBASSY DIESEL 2005	A371FB	A372FB
GVWR – lbs. (kg)	26,850 (12 179)	26,850 (12 179)
UVW – lbs. (kg)	19,575 (8 879)	20,375 (9 242)
NCC – lbs. (kg)	7,275 (3 300)	6,475 (2 937)
Wheelbase – in. (mm)	228" (5 791)	228" (5 791)
Length – ft. (mm)	36' 9" (11 201)	36' 9" (11 201)
Width – ft. (mm)	8' 4" (2 534)	8' 4" (2 534)
Height* – ft. (mm)	11' 10" (3 607)	11' 10" (3 607)
Water Tank Capacity** – U.S. gal. (L)	88 (333)	88 (333)
Black Holding Tank Capacity – U.S. gal. (L)	42 (158.8)	42 (158.8)
Grey Holding Tank Capacity – U.S. gal. (L)	39 (147.4)	39 (147.4)
Fuel Capacity – U.S. gal. (L)	90 (341)	90 (341)
Propane Capacity – U.S. gal. (L)	25.3 (95.8)	25.3 (95.8)
*Includes A/C **Includes Water Heater		

GVWR (GROSS VEHICLE WEIGHT RATING)

The maximum permissible weight of this motorhome. The GVWR is equal to or greater than the sum of the unloaded vehicle weight (UVW) plus the net carrying capacity (NCC).

UVW (UNLOADED VEHICLE WEIGHT)

The weight of the motorhome as built at the factory with full fuel, engine oil, and coolants. The UVW does not include cargo, fresh water, LP gas, occupants, factory or dealer installed accessories.

NCC (NET CARRYING CAPACITY)

The maximum weight of all occupants, including the driver, personal belongings, food, fresh water, LP gas, tools, tongue weight of towed vehicle, factory and dealer installed accessories, etc., that can be carried by this motorhome. (NCC is equal to or less than GVWR minus UVW.)

Please see your dealer for weights of factory installed options.



STANDARDS AND OPTIONS

VEHICULAR

	A371FB	A372FB
Air Brakes with Automatic Slack Adjusters	S	S
Air Conditioner – Chassis	S	S
Air Horns	O	O
Air Suspension with Tuned Sachs Shocks	S	S
Alternator 160 Amp	S	S
Block Heater (750 W)	S	S
Bumper – Integrated Steel Reinforced Fibreglass Bumpers	S	S
Chassis – Freightliner XC with Cummins 300 HP Turbo Diesel 26,850 lb. GVW 228" Wheelbase Straight Rail	S	S
Cruise Control	S	S
Exhaust Brake – Cummins Exhaust Brake Integral with Turbo	S	S
Fans – Chrome Cockpit Ventilating with Dash Switch	O	O
Fuel Fill – Concealed Locking Fuel Fill Access on Both Sides	S	S
Headlights – Halogen Styled	S	S
Hitch – Trailer Hitch Receiver with Wiring and Plug, Class III	S	S
Jacks – HWH Touch Pad Control Levelling System with Manual Air Dump	S	S
Light – High Mount Stoplight, LED Long Life	S	S
Mirrors – Heated Remote Power Mirrors	S	S
Rust Protection	O	O
Slide Out – HWH Flush Floor Hydraulic Slide Out System	S	S
Steering Wheel – Tilt/Telescopic	S	S
Switch – Battery Boost Switch (Coach to Chassis Batteries)	S	S
Switch – Battery Selector Switch for Radio	S	S
Tires – Radial, 235/80R22.5 LRG	S	S
Transmission – Allison 2500MH Five Speed Automatic with Lock Up, Electronic Shift Pad	S	S
Transmission Cooler	S	S
Undercoating – Automotive Type	S	S
Wheel Simulators	S	S
Wipers – Wet Arm Windshield Wipers with Intermittent Function	S	S

CONSTRUCTION

Baggage Doors – Aluminium Baggage Doors with Gas Struts and Slam Latch	S	S
Gelcoat Fibreglass Molded Front and Rear Mask	S	S
Roof – Domed EPDM Rubber Roof	S	S
Steel Cab Floor, Firewall and Dash Structure	S	S
Vacuum Bonded Aluminium Framed Insulated Sidewall and Roof Construction	S	S
Vacuum Bonded Filon Plus FRP Sidewalls	S	S
Vacuum Bonded Steel Framed Insulated Floor Construction	S	S
Windows – Tinted Radius Corner Windows	S	S

EXTERIOR

Diamondshield® Paint Protection Film – Invisible Bra	O	O
Door – Screened Entry with Deadbolt Lock	S	S
Exterior Assist Handle – Monogrammed	S	S
Ladder – Exterior Ladder with Detachable Lower Section	S	S
Light – Porch Light	S	S
Lights – Rear Docking Lights	S	S
Paint – Full Body Paint with Goldshield Sidewalls and FRP Roof	O	O
Painted Skirts	S	S
Step – Electric Retractable Entry Step	S	S

INTERIOR

Bedspring – Decorative Bedspring and Throw Pillows	S	S
Cabinetry – Oak Finish Cabinet Face Framing	S	S
Ceiling – Domed with Automotive "Soft Touch" Headliner	S	S
Cover – Flip Out Front Stepwell Cover	-	S

SPECIFICATIONS

EMBASSY DIESEL 2005	A371FB	A372FB
GVWR – lbs. (kg)	26,850 (12 179)	26,850 (12 179)
UVW – lbs. (kg)	19,575 (8 879)	20,375 (9 242)
NCC – lbs. (kg)	7,275 (3 300)	6,475 (2 937)
Wheelbase – in. (mm)	228" (5 791)	228" (5 791)
Length – ft. (mm)	36' 9" (11 201)	36' 9" (11 201)
Width – ft. (mm)	8' 4" (2 534)	8' 4" (2 534)
Height* – ft. (mm)	11' 10" (3 607)	11' 10" (3 607)
Water Tank Capacity** – U.S. gal. (L)	88 (333)	88 (333)
Black Holding Tank Capacity – U.S. gal. (L)	42 (158.8)	42 (158.8)
Grey Holding Tank Capacity – U.S. gal. (L)	39 (147.4)	39 (147.4)
Fuel Capacity – U.S. gal. (L)	90 (341)	90 (341)
Propane Capacity – U.S. gal. (L)	25.3 (95.8)	25.3 (95.8)
*Includes A/C **Includes Water Heater		

GVWR (GROSS VEHICLE WEIGHT RATING)

The maximum permissible weight of this motorhome. The GVWR is equal to or greater than the sum of the unloaded vehicle weight (UVW) plus the net carrying capacity (NCC).

UVW (UNLOADED VEHICLE WEIGHT)

The weight of the motorhome as built at the factory with full fuel, engine oil, and coolants. The UVW does not include cargo, fresh water, LP gas, occupants, factory or dealer installed accessories.

NCC (NET CARRYING CAPACITY)

The maximum weight of all occupants, including the driver, personal belongings, food, fresh water, LP gas, tools, tongue weight of towed vehicle, factory and dealer installed accessories, etc., that can be carried by this motorhome. (NCC is equal to or less than GVWR minus UVW.)

Please see your dealer for weights of factory installed options.



STANDARDS AND OPTIONS

VEHICULAR

	A371FB	A372FB
Air Brakes with Automatic Slack Adjusters	S	S
Air Conditioner – Chassis	S	S
Air Horns	0	0
Air Suspension with Tuned Sachs Shocks	S	S
Alternator 160 Amp	S	S
Block Heater (750 W)	S	S
Bumper – Integrated Steel Reinforced Fibreglass Bumpers	S	S
Chassis – Freightliner XC with Cummins 300 HP Turbo Diesel 26,850 lb. GVW 228" Wheelbase Straight Rail	S	S
Cruise Control	S	S
Exhaust Brake – Cummins Exhaust Brake Integral with Turbo	S	S
Fans – Chrome Cockpit Ventilating with Dash Switch	0	0
Fuel Fill – Concealed Locking Fuel Fill Access on Both Sides	S	S
Headlights – Halogen Styled	S	S
Hitch – Trailer Hitch Receiver with Wiring and Plug, Class III	S	S
Jacks – HWH Touch Pad Control Levelling System with Manual Air Dump	S	S
Light – High Mount Stoplight, LED Long Life	S	S
Mirrors – Heated Remote Power Mirrors	S	S
Rust Protection	0	0
Slide Out – HWH Flush Floor Hydraulic Slide Out System	S	S
Steering Wheel – Tilt/Telescopic	S	S
Switch – Battery Boost Switch (Coach to Chassis Batteries)	S	S
Switch – Battery Selector Switch for Radio	S	S
Tires – Radial, 235/80R22.5 LRG	S	S
Transmission – Allison 2500MH Five Speed Automatic with Lock Up, Electronic Shift Pad	S	S
Transmission Cooler	S	S
Undercoating – Automotive Type	S	S
Wheel Simulators	S	S
Wipers – Wet Arm Windshield Wipers with Intermittent Function	S	S

CONSTRUCTION

Baggage Doors – Aluminium Baggage Doors with Gas Struts and Slam Latch	S	S
Gelcoat Fibreglass Molded Front and Rear Mask	S	S
Roof – Domed EPDM Rubber Roof	S	S
Steel Cab Floor, Firewall and Dash Structure	S	S
Vacuum Bonded Aluminium Framed Insulated Sidewall and Roof Construction	S	S
Vacuum Bonded Filon Plus FRP Sidewalls	S	S
Vacuum Bonded Steel Framed Insulated Floor Construction	S	S
Windows – Tinted Radius Corner Windows	S	S

EXTERIOR

Diamondshield® Paint Protection Film – Invisible Bra	0	0
Door – Screened Entry with Deadbolt Lock	S	S
Exterior Assist Handle – Monogrammed	S	S
Ladder – Exterior Ladder with Detachable Lower Section	S	S
Light – Porch Light	S	S
Lights – Rear Docking Lights	S	S
Paint – Full Body Paint with Goldshield Sidewalls and FRP Roof	0	0
Painted Skirts	S	S
Step – Electric Retractable Entry Step	S	S

INTERIOR

Bedspring – Decorative Bedspring and Throw Pillows	S	S
Cabinetry – Oak Finish Cabinet Face Framing	S	S
Ceiling – Domed with Automotive “Soft Touch” Headliner	S	S
Cover – Flip Out Front Stepwell Cover	-	S

INTERIOR (CONTINUED)

	A371FB	A372FB
Detectors — Electronic Smoke, LP and CO	S	S
Doors — Solid Oak Raised Panel Cabinet Doors	S	S
Drawers — Dual Roller Glide Drawers with Travel Lock	S	S
Fire Extinguisher — Dry Chemical	S	S
Flooring — Wall to Wall Carpeting in Living and Bedroom Areas	S	S
Latches — Snap Latches on Galley, Lavatory Overhead Cabinets and Large Wardrobe Doors	S	S
Pillows — Coordinated Pillows for Living Area	O	O
Storage — Easy Under Bed Storage with Gas Struts	S	S

FURNITURE

Booth Dinette with Under Seat Storage	S	S
Chair — Cloth Swivel Cocktail on Passenger Side with Solid Oak Flip Table	S	S
Hide-A-Bed — Cloth on Driver's Side	O	O
Love Seat — Cloth in lieu of Cocktail Chair	-	O
Mattress — Air Coil Mattress Upgrade on Hide-A-Bed (with 110 Volt Air Pump)	O	O
Mattress — Residential Quality Queen (60" x 80")	S	S
Mattress — Upgrade	O	O
Seats — Optima Vinyl Reclining Driver's and Passenger's Swivel Bucket Seats	S	S
Sofa — Jackknife on Driver's Side in Slide Out	S	S
Stool for Make Up Table in Bedroom	O	O
Table — Solid Oak Free Standing Table and Slat Back Chairs	O	O

GALLEY

Bi-Fold Range Cover	S	S
Convection Microwave — OTR with Light and 110 Volt Vent Fan, Cook Top and Drawers in lieu of Oven	O	O
Cook Top — 3 Burner Stove Top with High Output Burner, Oven	S	S
Countertop — Solid Surface Counter in Galley with Stainless Steel Undermount Sink	S	S
Flooring — Linoleum in Galley	S	S
Flooring — Wood Look Laminate Flooring in Galley in lieu of Linoleum	O	O
Microwave — OTR with Light and 110 Volt Vent Fan	S	S
Refrigerator — Dometic LP/Electric 8 cu. ft. with Temp Control	S	S
Refrigerator Inserts — Oak Finished Raised Fridge Inserts	O	O
Stainless Steel Sink	S	S

LAVATORY

Cabinet — Oak Finished Medicine Cabinet with Mirror	S	S
Fan — Power Vent Fan in Bathroom	S	S
Neo Angle Shower with Glass Enclosure	S	S
Skylight — Shower Compartment	S	S
Toilet — Foot Flush	S	S

ENTERTAINMENT

CB Antenna — Includes Coax Lead in under Dash	O	O
CD Changer — 10 Stack CD Changer (N/A with AM/FM/Cassette/CD)	O	O
DVD/VCR Combination Unit	O	O
Pre-Wire — Satellite Dish (with 12 Volt Power and 110 Volt)	O	O
Satellite Dish — Winegard with Electronic Elevation Sensor	O	O
Stereo — AM/FM Weather Band Receiver with Cassette/CD Player with Big Button	O	O
Stereo — AM/FM Weather Band Receiver with CD Player in Dash with Big Button	S	S
Telephone and Cable TV Hook-Up — Exterior	S	S
TV — AC 20" Flat Screen Colour Stereo with Remote in Bedroom	S	S
TV — AC 20" Flat Screen Colour Stereo TV with Remote in Overhead Cabinet	S	S
TV Antenna — Roof Top Retractable Antenna with Booster	S	S

HEATING VENTILATING AND AIR CONDITIONING

Air Conditioner — Dual Ducted (2) 13,500 BTU with Heat Strip	O	O
Air Conditioner — Ducted 13,500 BTU with Heat Strip	S	S
Fan — Thermostatically Controlled Fan in Living Area	O	O
Fan — Thermostatically Controlled Fan in Bedroom	O	O
Furnace — Two Forced Air Furnaces 25,000 BTU	S	S

ELECTRICAL

Batteries — Deep Cycle Coach Batteries 2 x 12 Volt	S	S
Bi-Directional Isolator Relay Delay (BIRD) Battery Charging	S	S
Converter — 120/12 Volt with Charger and Automatic Changeover Relay	S	S
Generator — 5.5 KW Onan Quiet Diesel on Slide Out Tray	O	O
Generator — 6.5 KW Onan Liquid LP Gas Marquis on Slide Out Tray	S	S
Inverter — 2,000 Watt Inverter with 100 Amp Charger with Freedom Remote	O	O
Panel — 50 Amp Electrical Service with Energy Management System	S	S
Pre-Wire for Solar Panel	O	O
Switch — Electronic Battery Disconnect (Coach Batteries)	S	S

PLUMBING AND LP SYSTEMS

Black Tank Flush System	S	S
Exterior Shower	S	S
Holding Tanks — Enclosed Waste Holding Tanks	S	S
LP Tank — Easy Access Propane Tank	S	S
Rough In for Washer/Dryer	S	S
Systems Monitor Panel	S	S
Valve — Water Heater By-Pass	S	S
Water Heater — Electronic Ignition LP/Electric/Motoraid Water Heater (10 gal.)	S	S
Water Tank — Enclosed Fresh Water Tank	S	S
Water Tank Fill and Bleach Port	S	S
Winterization System with Pickup Kit	S	S

SYSTEMS

Rear View Camera/Monitor	S	S
Washer/Dryer (vented)	O	O

OPTIONAL AWNING PACKAGES

Awning — Weathershield Equipped A&E Elite Slide Topper (number of awnings shown)	2	2
Awning — Weathershield Equipped A&E Elite 9000 Patio, Acrylic (length shown)	18	18
Awning — Weathershield Equipped A&E Elite Window Awnings (number of awnings shown)	2	2
Awning — Front Door Awning, A&E Oasis Manual	-	O
Awning — Weathershield Equipped Carefree Acrylic Patio Awning, Black Hardware for Full Paint Option (length shown)	18	18
Awning — Weathershield Equipped Carefree Slide Topper, Black Hardware (number of awnings shown)	2	2
Awning — Weathershield Equipped Carefree Window Awnings, Black Hardware for Full Paint Option (number of awnings shown)	2	2
Awning — Front Door Awning, Carefree Manual, Black Hardware	-	O

OPTIONAL PACKAGE

XL Package — Includes: Holding Tanks and Water Tank, Insulated and Heated, Light Package in Baggage Compartment, Rear Auxiliary Heater, Thermal Pane Windows	O	O
--	---	---

Factory P.D.I.	O	O
----------------	---	---

■ New for 2005 S Standard O Optional

INTERIOR (CONTINUED)

Detectors – Electronic Smoke, LP and CO	S	S
Doors – Solid Oak Raised Panel Cabinet Doors	S	S
Drawers – Dual Roller Glide Drawers with Travel Lock	S	S
Fire Extinguisher – Dry Chemical	S	S
Flooring – Wall to Wall Carpeting in Living and Bedroom Areas	S	S
Latches – Snap Latches on Galley, Lavatory Overhead Cabinets and Large Wardrobe Doors	S	S
Pillows – Coordinated Pillows for Living Area	0	0
Storage – Easy Under Bed Storage with Gas Struts	S	S

FURNITURE

Booth Dinette with Under Seat Storage	S	S
Chair – Cloth Swivel Cocktail on Passenger Side with Solid Oak Flip Table	S	S
Hide-A-Bed – Cloth on Driver's Side	0	0
☞ Love Seat – Cloth in lieu of Cocktail Chair	-	0
Mattress – Air Coil Mattress Upgrade on Hide-A-Bed (with 110 Volt Air Pump)	0	0
Mattress – Residential Quality Queen (60" x 80")	S	S
Mattress – Upgrade	0	0
☞ Seats – Optima Vinyl Reclining Driver's and Passenger's Swivel Bucket Seats	S	S
Sofa – Jackknife on Driver's Side in Slide Out	S	S
☞ Stool for Make Up Table in Bedroom	0	0
Table – Solid Oak Free Standing Table and Slat Back Chairs	0	0

GALLEY

Bi-Fold Range Cover	S	S
Convection Microwave – OTR with Light and 110 Volt Vent Fan, Cook Top and Drawers in lieu of Oven	0	0
Cook Top – 3 Burner Stove Top with High Output Burner, Oven	S	S
☞ Countertop – Solid Surface Counter in Galley with Stainless Steel Undermount Sink	S	S
Flooring – Linoleum in Galley	S	S
Flooring – Wood Look Laminate Flooring in Galley in lieu of Linoleum	0	0
Microwave – OTR with Light and 110 Volt Vent Fan	S	S
Refrigerator – Dometic LP/Electric 8 cu. ft. with Temp Control	S	S
Refrigerator Inserts – Oak Finished Raised Fridge Inserts	0	0
Stainless Steel Sink	S	S

LAVATORY

Cabinet – Oak Finished Medicine Cabinet with Mirror	S	S
Fan – Power Vent Fan in Bathroom	S	S
Neo Angle Shower with Glass Enclosure	S	S
Skylight – Shower Compartment	S	S
Toilet – Foot Flush	S	S

ENTERTAINMENT

CB Antenna – Includes Coax Lead in under Dash	0	0
CD Changer – 10 Stack CD Changer (N/A with AM/FM/Cassette/CD)	0	0
DVD/VCR Combination Unit	0	0
Pre-Wire – Satellite Dish (with 12 Volt Power and 110 Volt)	0	0
Satellite Dish – Winegard with Electronic Elevation Sensor	0	0
Stereo – AM/FM Weather Band Receiver with Cassette/CD Player with Big Button	0	0
Stereo – AM/FM Weather Band Receiver with CD Player in Dash with Big Button	S	S
Telephone and Cable TV Hook-Up – Exterior	S	S
TV – AC 20" Flat Screen Colour Stereo with Remote in Bedroom	S	S
TV – AC 20" Flat Screen Colour Stereo TV with Remote in Overhead Cabinet	S	S
TV Antenna – Roof Top Retractable Antenna with Booster	S	S

HEATING VENTILATING AND AIR CONDITIONING

Air Conditioner – Dual Ducted (2) 13,500 BTU with Heat Strip	0	0
Air Conditioner – Ducted 13,500 BTU with Heat Strip	S	S
Fan – Thermostatically Controlled Fan in Living Area	0	0
Fan – Thermostatically Controlled Fan in Bedroom	0	0
Furnace – Two Forced Air Furnaces 25,000 BTU	S	S

ELECTRICAL

Batteries – Deep Cycle Coach Batteries 2 x 12 Volt	S	S
Bi-Directional Isolator Relay Delay (BIRD) Battery Charging	S	S
Converter – 120/12 Volt with Charger and Automatic Changeover Relay	S	S
☞ Generator – 5.5 KW Onan Quiet Diesel on Slide Out Tray	0	0
Generator – 6.5 KW Onan Liquid LP Gas Marquis on Slide Out Tray	S	S
☞ Inverter – 2,000 Watt Inverter with 100 Amp Charger with Freedom Remote	0	0
Panel – 50 Amp Electrical Service with Energy Management System	S	S
Pre-Wire for Solar Panel	0	0
Switch – Electronic Battery Disconnect (Coach Batteries)	S	S

PLUMBING AND LP SYSTEMS

Black Tank Flush System	S	S
Exterior Shower	S	S
Holding Tanks – Enclosed Waste Holding Tanks	S	S
LP Tank – Easy Access Propane Tank	S	S
Rough In for Washer/Dryer	S	S
Systems Monitor Panel	S	S
Valve – Water Heater By-Pass	S	S
Water Heater – Electronic Ignition LP/Electric/Motoraid Water Heater (10 gal.)	S	S
Water Tank – Enclosed Fresh Water Tank	S	S
Water Tank Fill and Bleach Port	S	S
Winterization System with Pickup Kit	S	S

SYSTEMS

Rear View Camera/Monitor	S	S
Washer/Dryer (vented)	0	0

OPTIONAL AWNING PACKAGES

Awning – Weathershield Equipped A&E Elite Slide Topper (number of awnings shown)	2	2
Awning – Weathershield Equipped A&E Elite 9000 Patio, Acrylic (length shown)	18	18
Awning – Weathershield Equipped A&E Elite Window Awnings (number of awnings shown)	2	2
Awning – Front Door Awning, A&E Oasis Manual	-	0
Awning – Weathershield Equipped Carefree Acrylic Patio Awning, Black Hardware for Full Paint Option (length shown)	18	18
Awning – Weathershield Equipped Carefree Slide Topper, Black Hardware (number of awnings shown)	2	2
Awning – Weathershield Equipped Carefree Window Awnings, Black Hardware for Full Paint Option (number of awnings shown)	2	2
Awning – Front Door Awning, Carefree Manual, Black Hardware	-	0

OPTIONAL PACKAGE

XL Package – Includes: Holding Tanks and Water Tank, Insulated and Heated, Light Package in Baggage Compartment, Rear Auxiliary Heater, Thermal Pane Windows	0	0
--	---	---

Factory P.D.I.

☞ New for 2005 S Standard 0 Optional

COLOUR OPTIONS

Both Embassy Gas and Embassy Diesel can be personalized to your own tastes with your choice of four interior décor combinations and one of six available floor plans. Each design motif has been selected by professional interior designers to skilfully coordinate all visual elements for an overall effect that is both warm and inviting.





















AUTUMN OAK CABINETRY

The Embassy is equipped with Filon Plus filoplated smooth exterior sidewalls. Extremely dent and weather resistant, these panels will keep your motorhome looking its best for years to come.



Visit www.tripleerv.com for more information on available options.

Exterior		EMBASSY 2005			
EMBASSY GAS					
					
Interior	ENCHANTED FOREST	MOON DUST	PACIFIC RIM	VINTAGE PORT	
SOFA					
COCKTAIL CHAIRS					
BEDSPREAD					
CARPET					

COLOUR OPTIONS

Both Embassy Gas and Embassy Diesel can be personalized to your own tastes with your choice of four interior décor combinations and one of six available floor plans. Each design motif has been selected by professional interior designers to skilfully coordinate all visual elements for an overall effect that is both warm and inviting.





















AUTUMN OAK CABINETRY

The Embassy is equipped with Filon Plus filoplated smooth exterior sidewalls. Extremely dent and weather resistant, these panels will keep your motorhome looking its best for years to come.



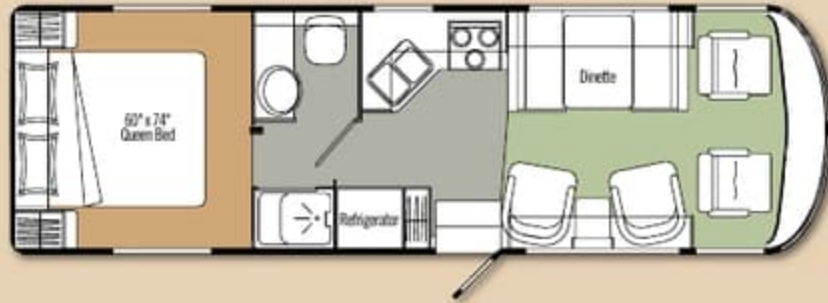
Visit www.tripleerv.com for more information on available options.

Exterior		EMBASSY 2005			
EMBASSY GAS					
					
Interior	ENCHANTED FOREST	MOON DUST	PACIFIC RIM	VINTAGE PORT	
SOFA					
COCKTAIL CHAIRS					
BEDSPREAD					
CARPET					

FLOOR PLANS

EMBASSY GAS

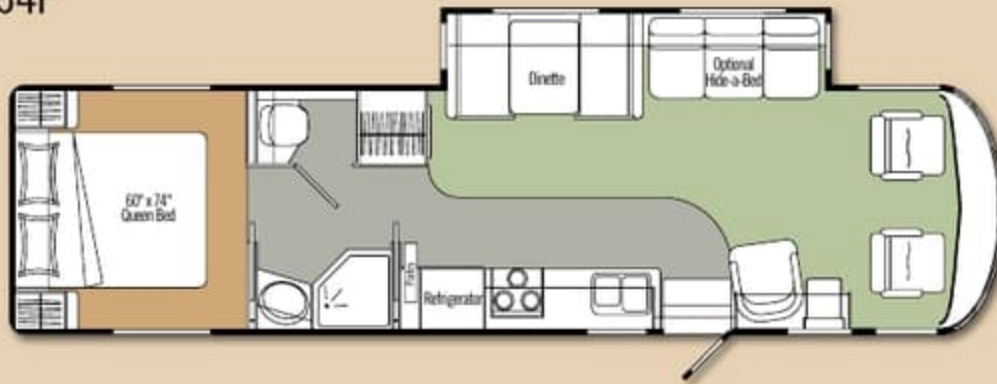
A29



A30G



A34F



A36FB



EMBASSY DIESEL

A371FW



A372FW



CARPET

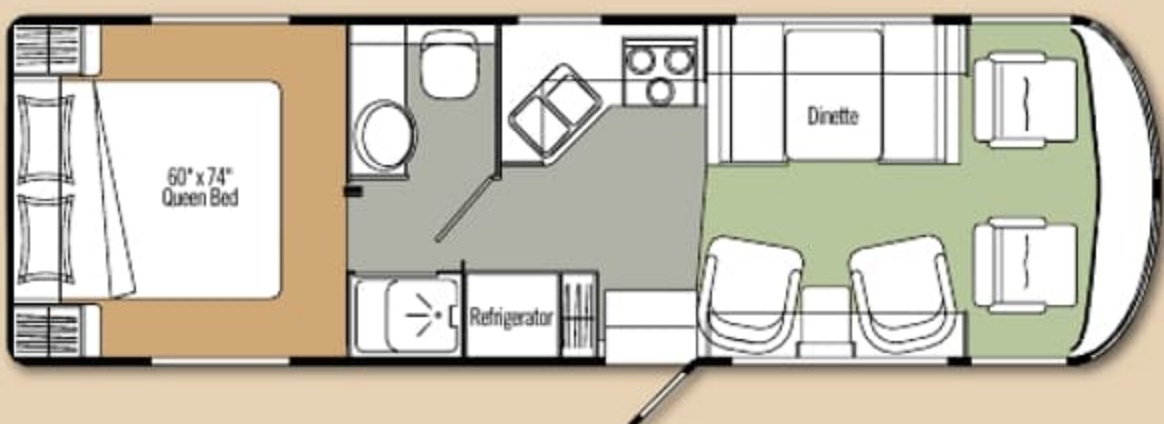
LINOLEUM

OPTIONAL CARPET

FLOOR PLANS

EMBASSY GAS

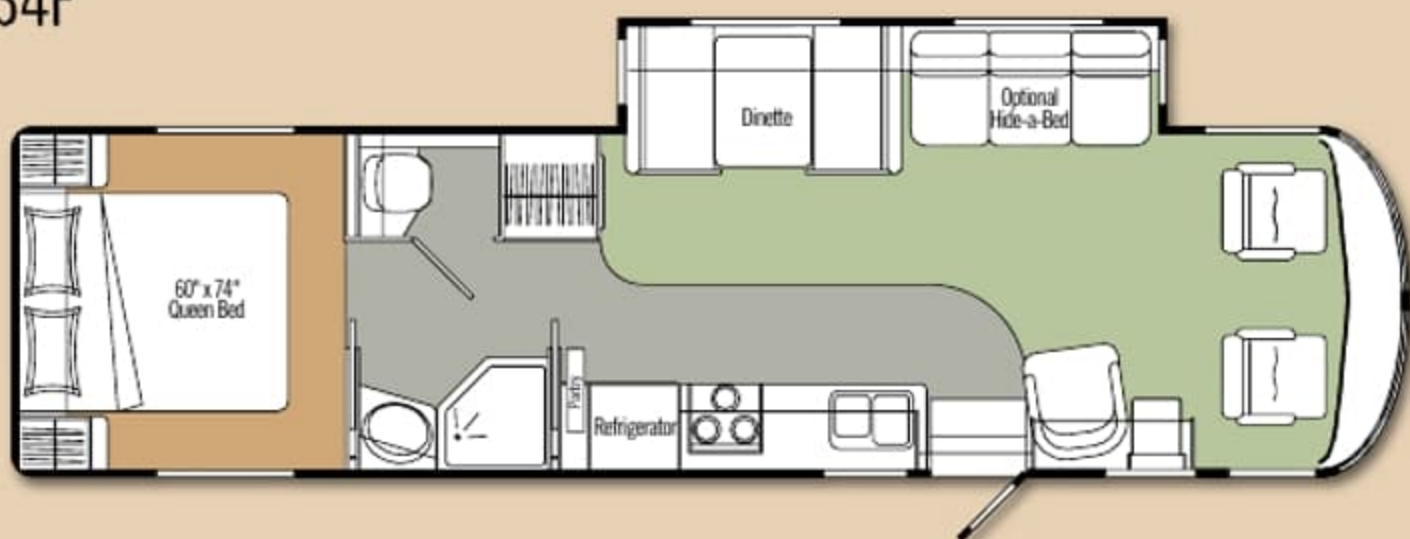
A29



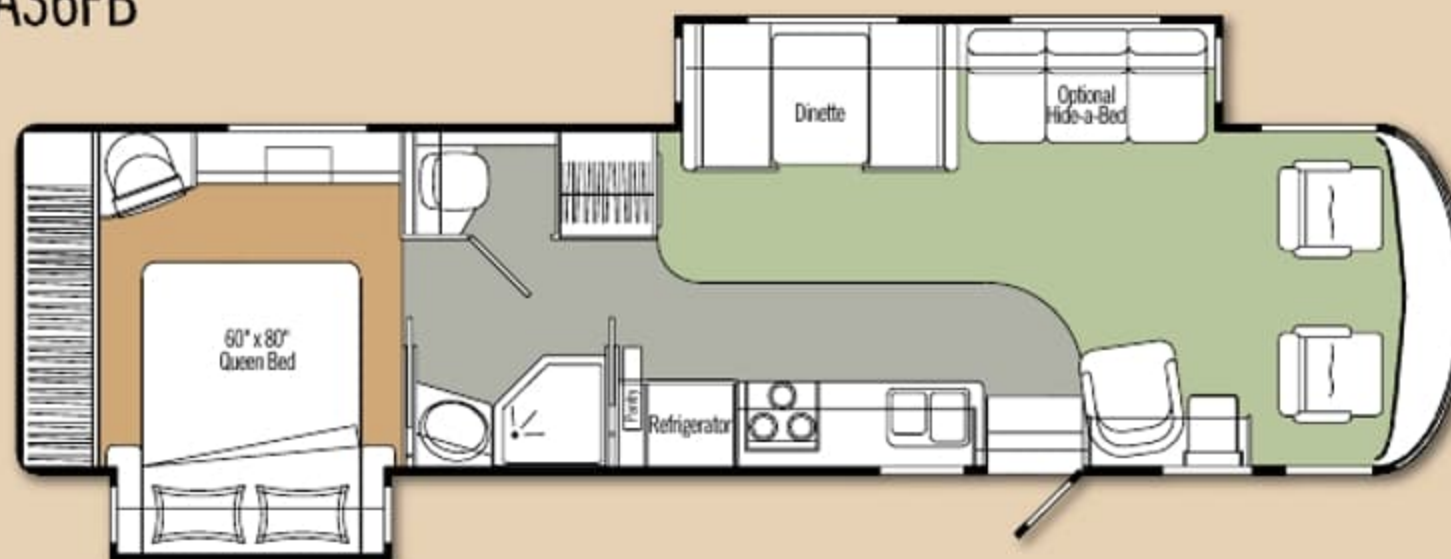
A30G



A34F

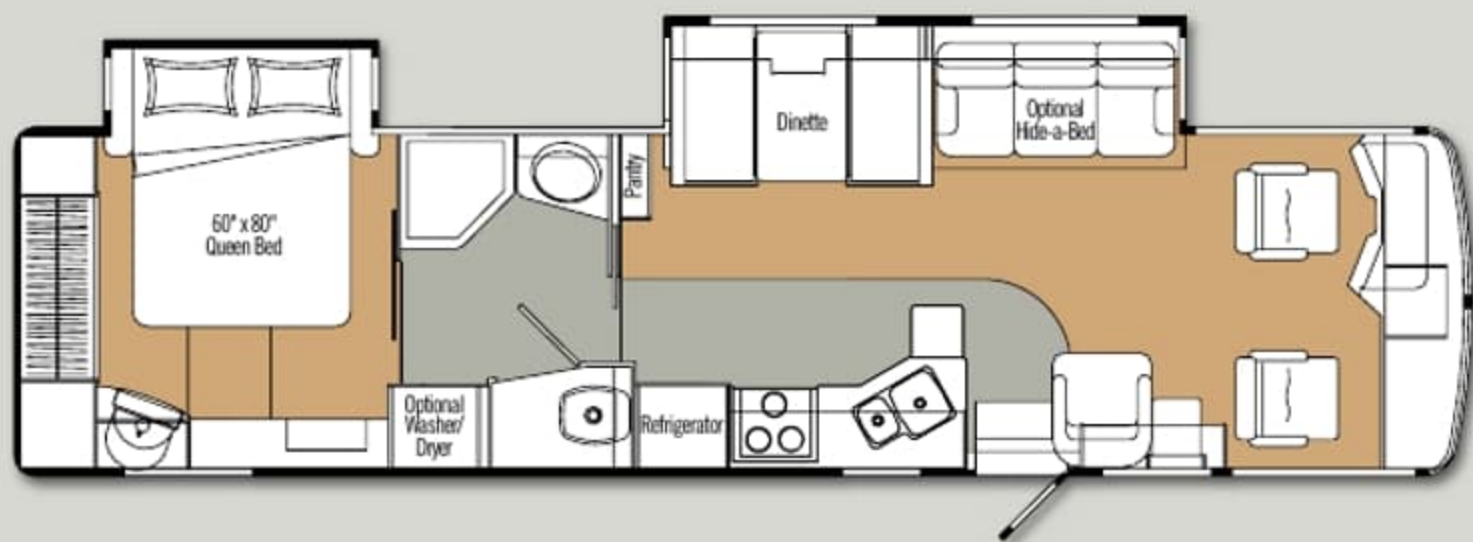


A36FB



EMBASSY DIESEL

A371FW



A372FW



CARPET

LINOLEUM

OPTIONAL CARPET

Coach Net

Triple E is a proud partner of Coach Net, an extensive support program providing complete and fully paid roadside assistance, emergency road service, and special warranty support benefits that follow you throughout Canada and the U.S. Service is free for the first year of ownership and available at a nominal fee for subsequent years.

COACH NET'S 24-HOUR CUSTOMER CARE INCLUDES

- Emergency roadside assistance – including tow vehicle
- Toll free technician hotline for operation and service support
- Toll free nationwide service appointment assistance
- Free custom trip routing and colour maps
- Warranty service at over 6,800 locations throughout North America
- Benefits such as free jump starts, tire changes, fuel delivery and lock out service

2 Year Limited Warranty

Triple E is proud to offer a 2 year limited warranty on structure as well as most major components. Please see your dealer for further details.

A reputation for excellence since 1965

For forty years Triple E has produced style, comfort, durability and uncompromising quality in recreation vehicles. We've built our reputation by maintaining full control of the manufacturing process, and almost everything you see in the finished product has been built on site to our renowned high standards, plus those of the Canadian Standards Association or Recreational Vehicle Industry Association. Triple E was also one of the first RV manufacturers to achieve ISO 9001 certification. If you demand the best in your RV, you've found it in Triple E.



*Founder P.W. Enns
with the first Triple E
Class A motorhome.*



*The first Triple E
13' travel trailer
manufactured
in 1965.*



RECREATIONAL VEHICLES

www.tripleerv.com

Triple E Recreational Vehicles P.O. Box 1230, Winkler, Manitoba, Canada R6W 4C4 Telephone: (204) 325-4361 Fax: (204) 325-5241



Triple E Recreational Vehicles meet or surpass CSA-CRVA-RVIA standards covering electrical services, gas services, plumbing services and vehicular safety. Embassy Motorhomes exceed 96" in width. In some states, 96" is the maximum width of vehicles travelling some or all state roads. It is the responsibility of the owner to be familiar with the road usage laws of the states in which you travel. Product improvement is a continuing process at Triple E Recreational Vehicles. Thus, we reserve the right to change specifications on any or all products without prior notice; errors and omissions excepted. Triple E Recreational Vehicles is under no obligation to undertake modification to units manufactured prior to changes on specifications. Brochure pictures may be shown with optional equipment. Colours may not be exactly as shown due to the printing process. Please see your dealer for specific colours.

Coach Net

Triple E is a proud partner of Coach Net, an extensive support program providing complete and fully paid roadside assistance, emergency road service, and special warranty support benefits that follow you throughout Canada and the U.S. Service is free for the first year of ownership and available at a nominal fee for subsequent years.

COACH NET'S 24-HOUR CUSTOMER CARE INCLUDES

- Emergency roadside assistance — including tow vehicle
- Toll free technician hotline for operation and service support
- Toll free nationwide service appointment assistance
- Free custom trip routing and colour maps
- Warranty service at over 6,800 locations throughout North America
- Benefits such as free jump starts, tire changes, fuel delivery and lock out service

2 Year Limited Warranty

Triple E is proud to offer a 2 year limited warranty on structure as well as most major components. Please see your dealer for further details.

A reputation for excellence since 1965

For forty years Triple E has produced style, comfort, durability and uncompromising quality in recreation vehicles. We've built our reputation by maintaining full control of the manufacturing process, and almost everything you see in the finished product has been built on site to our renowned high standards, plus those of the Canadian Standards Association or Recreational Vehicle Industry Association. Triple E was also one of the first RV manufacturers to achieve ISO 9001 certification. If you demand the best in your RV, you've found it in Triple E.



*Founder P.W. Enns
with the first Triple E
Class A motorhome.*



*The first Triple E
13' travel trailer
manufactured
in 1965.*



RECREATIONAL VEHICLES

www.tripleerv.com

Triple E Recreational Vehicles P.O. Box 1230, Winkler, Manitoba, Canada R6W 4C4 Telephone: (204) 325-4361 Fax: (204) 325-5241

ISO 9001
REGISTERED



Triple E Recreational Vehicles meet or surpass CSA-CRVA-RVIA standards covering electrical services, gas services, plumbing services and vehicular safety. Embassy Motorhomes exceed 96" in width. In some states, 96" is the maximum width of vehicles travelling some or all state roads. It is the responsibility of the owner to be familiar with the road usage laws of the states in which you travel. Product improvement is a continuing process at Triple E Recreational Vehicles. Thus, we reserve the right to change specifications on any or all products without prior notice; errors and omissions excepted. Triple E Recreational Vehicles is under no obligation to undertake modification to units manufactured prior to changes on specifications. Brochure pictures may be shown with optional equipment. Colours may not be exactly as shown due to the printing process. Please see your dealer for specific colours.