



# Excursion

Breaking ground.



EXCURSION-Class A Diesel-2006

**350HP**



T H E W O R L D I S C A L L I N G

A N D I T ' S T I M E Y O U A N S W E R E D .

F O L L O W Y O U R H E A R T ,

B E S P O N T A N E O U S A N D N E V E R L O O K B A C K .

O U T H E R E , T H E R E I S

N O S U C H T H I N G A S A W R O N G T U R N .

I T ' S A L L W O R T H E X P L O R I N G .





*Excursion 39S, shown with Illusions interior decor and Plantation Cherry wood finish.*

## Luxurious Space

Plenty of room for a spacious and comfortable atmosphere is never an issue thanks to Excursion's tall 7' ceilings. Triple and quad slide-outs also help to provide an open and roomy feeling on the road that you never thought possible until now. You'll love this

luxurious environment thanks to features like Ultraleather™ Flexsteel® furniture with a lifetime warranty on the frame, and dual air conditioning units for the perfect climate on those hot days. Your traveling will truly take on new meaning in this remarkable RV.



**OVERHEAD STORAGE**

is an ideal place to keep board games, books or anything else for your travels.

**SOFA SLEEPER**

(optional) features a comfortable air mattress for a good night's rest, and luxurious Ultraleather™ that is stain resistant and easy to clean.



**DUAL ULTRALEATHER™ SWIVEL RECLINERS**

(optional) are very comfortable, and are mobile, so you can move them around for your ideal living room set up.



**THE ULTRALEATHER™ FLEXSTEEL® PASSENGER SEAT**

is stain resistant and includes an electric foot rest, allowing you to automatically adjust. Power adjustments also help to customize the seat position/height for a luxurious traveling experience (both power & electric foot rest are optional).



**FRONT ENTERTAINMENT CENTER**

includes a 27" flat screen TV and a hi-fi VCR/DVD player with a home theater sound system for unprecedented entertainment.

**CENTRAL VACUUM**

(optional) is a very convenient feature to have handy for quick and easy cleanup.

Excursion

**Great Taste.**

Excursion doesn't disappoint with its well appointed galley, combining an elegant and stylish setting with the accommodations to prepare your favorite meals. Stainless steel looks great, especially on the large double sink for easy clean up. Enjoy the residential sized galley

cabinetry, capable of storing full-size plates and dishes. And you'll appreciate the convection microwave oven for cooking fish, steak, or a whole chicken in the fraction of the time compared to a standard oven. It's like having the luxuries of home with you wherever you go.



**THE PULL-OUT GALLEY EXTENSION** (select models) conveniently locks in place, provides shelving for added storage, and expands your workspace in the galley when you're preparing a meal.

**RETRACTABLE WAND FAUCET** features elegantly designed single-lever control with dispensers for soap and hand lotion.

**DELUXE ROLLER BEARING, FULL EXTENSION DRAWER GUIDES** on all the drawers throughout the vehicle are very durable and allow for full access to store pots and pans.

**SOLID SURFACE COUNTERTOPS** are exquisite looking, easy to clean, and scratch/stain-resistant.

**UNDER SINK STORAGE** features a convenient pull-out basket, plenty of room for your cleaning supplies and provides sink lid storage.

**NORCOLD® 12 CU. FT. 4 DOOR STAINLESS-STEEL REFRIGERATOR** is finished in beautiful stainless steel, and features an ice maker and water dispenser.

**THE PANTRY** features pull-out baskets for convenient loading and unloading of your non-perishable goods (select models).







## Dreamy.

Excursion's breathtaking bedroom combines the style of a five star suite with the function and convenience of home. A peaceful night's sleep is a breeze thanks to the Restonic® queen-size pillow top mattress for the ultimate in comfort on the road. This luxurious environment also

includes sleek matching bedspread and pillow shams, elegant night stands and convenient reading lights just like home. In the bathroom, take advantage of stain resistant solid surface countertops, a 12V roof fan for ventilation and plenty of storage for toiletries.



**A MIRRORED-DOOR WARDROBE** comes equipped with lighting, residential racks, wide organizers and is ventilated and lined with cedar to keep clothes smelling fresh and moth-free.



**THE ELEGANT GLASS ENCLOSED SHOWER** features a skylight and integrated towel racks just like home. Also features obscure glass for privacy.



**A 20" FLAT SCREEN TV** conveniently swivels to your liking for comfortable viewing.

**THE WASHER/DRYER COMBO** (optional) is a great convenience that is easily concealed when not in use.

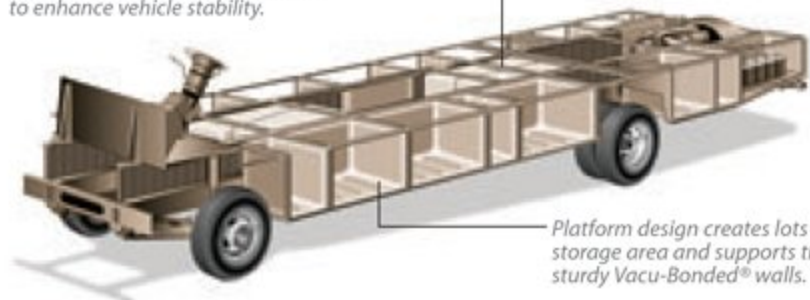


**BEDROOM VANITY WITH SECOND SINK** (select models) is a handy alternative to a busy bathroom. A good place to shave or wash up. Full extension drawer guides are provided allowing full access for your storage needs.

**Excursion**

Holding tanks are positioned in the bottom center of the platform to enhance vehicle stability.

Holding tanks are enclosed between the upper and lower basement floors. This allows them to be heated to prevent freezing in cold weather.



Platform design creates lots of storage area and supports the sturdy Vacu-Bonded® walls.

**POWER PLATFORM CONSTRUCTION**

Fleetwood's patented Power Platform begins with two 10-in. steel I-beams welded lengthwise to the chassis. From the beams, steel outriggers extend outward. Together, they create a basement for fluid tanks and storage while supporting the floor, walls and roof with a rigid metal frame. This complements the chassis to make it even stronger.

*\* Drawings are for illustrative purpose only to highlight aspects of motor home construction. Actual motor home design depends on model and is subject to change.*

**A 2 STAGE DUPONT® PAINT PROCESS** (full-body paint standard) is carefully applied for maximum durability and a sleek exterior look. This process ensures only the best in quality and appearance.

**4 POINT AUTOMATIC LEVELING SYSTEM** levels your Excursion while parked with a one-button push, or a do-it-yourself manual override.



**DUAL AIR CONDITIONING UNITS**  
Excursion has maximum cooling capacity and plenty of storage because its A/C units are mounted on the roof and not in the basement.

**THE EXTERIOR SPOTLIGHT** (optional) is a great feature to provide additional light at night when exploring your surroundings.

**REDESIGNED FRONT CAP** includes stylish revamped headlights that is sure to turn heads.

**STORAGE COMPARTMENTS** are lighted and include single paddle metal latches, gas-lift strut supports, stainless-steel hinges and insulated aluminum doors.

*\*Vehicle shown with White Diamond full-body paint.*



**350 HP CATERPILLAR® C7 DIESEL ENGINE** makes hill climbing and towing easier.

**THE REMOTE GENERATOR SWITCH** is located in the bedroom, allowing you to conveniently turn the power on or off at anytime.

**EXTERIOR ENTERTAINMENT CENTER** (optional) features an AM/FM radio with CD player and a 20" TV on a convenient pull out shelf.

**STYLISH WRAP-AROUND DASH** features tilt and telescoping steering wheel for your convenience, read-at-a-glance gauges and easy-to-reach controls. A 6 Disc CD player with Sirius® satellite radio are optional. (6 month subscription is included.)

**EZ STORE COMPARTMENTS** move with slide-out for convenient use, and are lined with a special polyethylene material that is stain resistant and easy to clean. For '06 the compartment door is wider and makes it easy to store large items.

**OPTIONAL PULL-OUT GRILL** and kitchenette will make you the hit of the campground. Burgers and drinks anyone?

**THE TRIP METER** features convenient indicator lights that monitor gas mileage, fuel efficiency, engine levels, temperature and oil pressure.

**KEYLESS REMOTE ENTRY** is a very convenient feature that makes locking and unlocking your RV easy as the push of a button.

## THREE EXTERIORS, THREE INTERIORS. THE CHOICE IS YOURS.

For 2006, mix and match from three diverse full-body paint exterior graphics and three interior fabric motifs—With each interior, you can choose from one of three wood finishes. 27 combinations in all.

### EXCURSION EXTERIOR COLOR CHOICES



Mocha



Iron



White Diamond

### EXCURSION INTERIOR COLOR CHOICES

#### ILLUSIONS

##### Living/Dining Room



Throw Pillows



Dinette Cushions


 Ultraleather™ Sofa,  
Driver & Front  
Passenger Seats

##### Bedroom



Bedspread



Pillow Shams



Throw Pillows

#### SAND

##### Living/Dining Room



Dinette Cushions



Throw Pillows


 Ultraleather™ Sofa,  
Driver & Front  
Passenger Seats

##### Bedroom


 Bedspread & Pillow  
Shams


Throw Pillows

#### SLATE

##### Living/Dining Room



Dinette Cushions



Throw Pillows


 Ultraleather™ Sofa,  
Driver & Front  
Passenger Seats

##### Bedroom


 Bedspread & Pillow  
Shams


Throw Pillows

### INTERIOR WOOD FINISHES



Fairfield Maple




Plantation Cherry



Anderson Walnut

## What Drives You?

Maybe it's feeling like you're the only one on Earth. Perhaps it's the unique sense of closeness with the great outdoors. Or, it might be the joy that comes from spending quality time with family and friends. Whatever the reason, we know that you have a strong drive to experience everything that comes with spending time on the road. And for more than 50 years, we've shared that passion with you. Because we're RV enthusiasts ourselves, you can see our passion in the vehicles we design and build. Own a Fleetwood, and you'll feel like you're not just traveling, but embarking on an experience unlike any other. Set your own course for adventure and get out there and explore the world around you. Once you do, you'll see what it is that drives us — it's you.




**RV OWNERCARE\*** is a limited one-year/15,000-mile coach warranty and three-year/50,000-mile structural warranty, whichever occurs first, and it is fully transferable for the first 12 months. RV OWNERCARE is one of the RV industry's most comprehensive programs and includes systems, appliances, components and construction, with no deductible and no service charge. RV OWNERCARE coverage is provided from a company that will be around in the future to service your needs. See your nearest Fleetwood dealer for a full explanation of benefits and restrictions.

**FLEETWOOD TRAVELCADE CLUB** As a Fleetwood owner, you're eligible to become a member of our owners' group, Fleetwood Travelcade Club. It's a perfect way to meet other Fleetwood owners who love to travel across America and share in the RV lifestyle. Call (877) 577-2560 and join the fun! Or visit [www.fleetwood.com/clubs](http://www.fleetwood.com/clubs) to learn more.

**FLEETWOODRV.COM** To locate a dealer near you, visit our website or call 1-800-444-4905. We can also be contacted at Fleetwood Customer Relations, P.O. Box 7638, Riverside, CA 92513-7638.

**IMPORTANT—PLEASE READ** Product information, photography and illustrations included in this publication were as accurate as possible at the time of printing. For further product information and changes, please visit our website at [www.fleetwoodrv.com](http://www.fleetwoodrv.com) or contact your local Fleetwood dealer. Prices, materials, design and specifications are subject to change without notice. All weights, fuel, liquid capacities and dimensions are approximate. Fleetwood has designed its recreational vehicles to provide a variety of uses for customers. Each vehicle features optimal seating, sleeping, storage and fluid capacities. The user is responsible for selecting the proper combination of loads (i.e.: occupants, equipment, fluids, cargo, etc.) to ensure that the vehicle's capacities are not exceeded.

Your local Fleetwood dealer is:



[www.fleetwoodrv.com](http://www.fleetwoodrv.com)

\*For complete info see your Fleetwood dealer. ©2005, Fleetwood Enterprises, Inc. Printed in the USA. Inventory control number EXC06B1 6/05.

