

# Aluma Lite



HOLIDAY RAMBLER®

*This is Living.*







Hardwood, light-weight, 99% knot free; 1/3 the weight of pine. Used in framing cabinets for the Aluma-Lite.



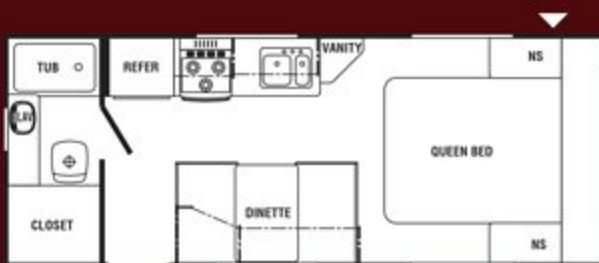
Used in framing cabinets by other RV manufacturers.

▲ Utility Storage Door ▼ Pass-Thru Storage

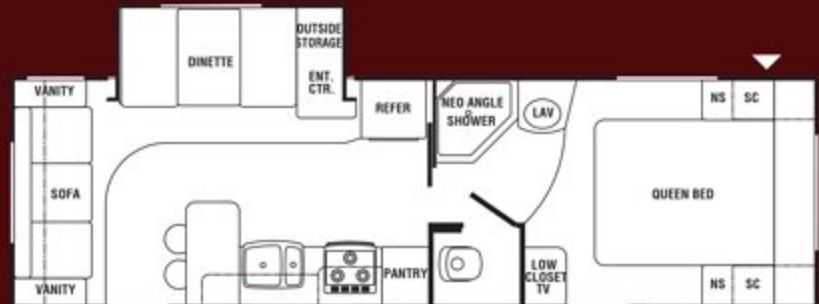
Banak

Pine

8230



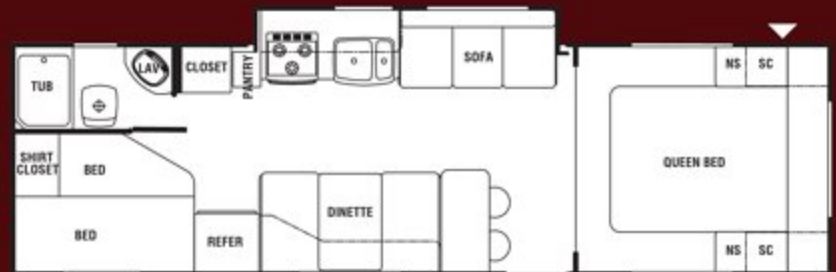
8308S



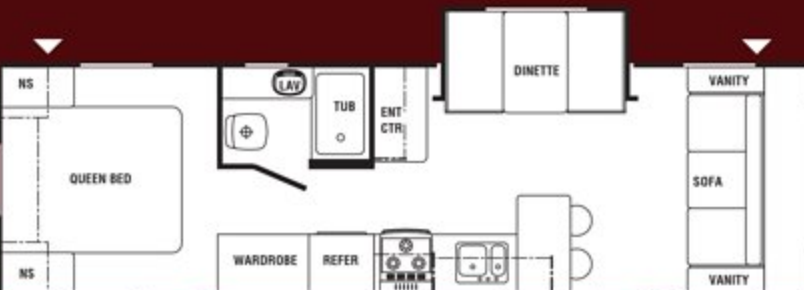
8263S



8310S



8306S



8311S







### Enclosed Heated Undercarriage



## Aluma Lite Benefits

### Super Light Weight

- Safe, easy, fuel efficient towing

### Enclosed Undercarriage

- Improves fuel efficiency significantly, improves appearance, allows for much more interior storage space, better insulation and heated holding tanks. Corrosion free underbelly for effortless towing, low maintenance.

### Laminated Aluminum Framed Construction

- Superior strength, light weight and exceptional durability

### Aerodynamic Molded Front LP Bottle Cover

- Protects LP bottles and battery.

### Lower Center of Gravity

- Stable, safe towing with today's down sized tow vehicles.

### Works in the Basement

- Water tank, holding tanks, and heat ducts located under floor in the "Basement" providing for warm floors, more inside storage space, and low center of gravity.

### Independent Torsion Suspension System with Radial Tires

- Unsurpassed towing stability with EZ-Lub™ hubs

### One-Piece Steel Chassis (Clean-Bond)

- Not bolted together, welded for extra strength

### Bed Storage

- Storage tubs under queen beds with access doors
- Tackle box under bed storage with 2 large tubs

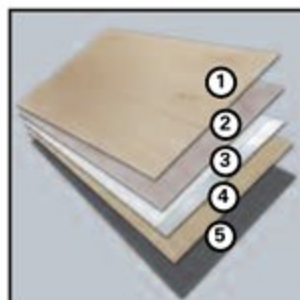
### 6'6" Interior Height

- Spacious feeling



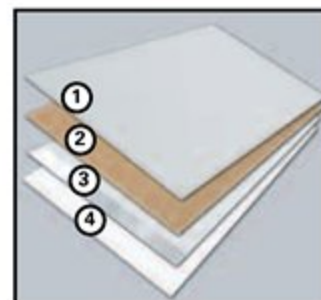
### Sidewall • 2" Thick Laminate R-7

1. Fiberglass Skin - dent resistant, low maintenance
2. Luan
3. Aluminum Frame and Foam
4. Wallboard



### Floor • 2" Thick Laminate R-7

1. Luan
2. Luan
3. Aluminum Frame and Foam
4. Luan
5. Darco

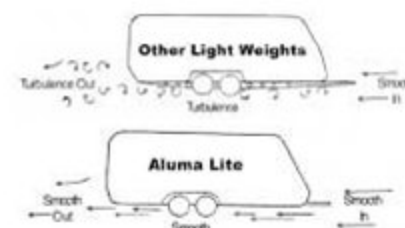


### Roof • 3" Laminate R-13

1. Rubber Roof
2. Luan
3. Aluminum Frame and Foam
4. Ceiling Board

	8230	8263S	8306S	8308S	8310S	8311S
Length	24'1"	27'1"	31'2"	30'9"	31'6"	30'3"
Width (w/o Awning)	96"	96"	96"	96"	96"	96"
Height (w/AC)	9'10"	9'10"	9'10"	9'10"	9'10"	9'9"
Awning Length	15'	18'	20'	20'	20'	20'
*Hitch Dry Wt. (Appr.)	411	450	704	524	698	605
*Axle Dry Wt. (Appr.)	3160	3972	4400	4738	4162	4034
GVWR	7311	7350	7604	7424	7598	7605
Total Dry Wt.	3471	4322	5004	5162	4760	4739
Load Cap.	3840	3028	2600	2262	2838	2966
Tire Size	205/75 14C	205/75 14C	205/75 14C	205/75 14C	205/75 14C	205/75 14C
Fresh Water Tank Cap.	40	40	40	40	40	40
Grey Water Cap.	40	40	40	40	40	40
Black Water Cap.	40	40	40	40	40	40

\*Weights are approximate and based on standard features, optional equipment not included.



Holiday Rambler uses modern race car technology to bring you towing ease and stability. The enclosed chassis is clear of the exposed holding tanks, crossmembers and outriggers that create turbulence when the trailer is towed. Airflow is smooth and drag is greatly reduced. Towing an Aluma Lite is a breeze!



# Specifications

## Appliances/Equipment

- Flush Mount 6 Cu. Ft. Refrig.
- 3 Burner Range Top
- Power Range Hood w/Light
- Six Gallon DSI Water Heater
- Furnace 30,000 BTU (20,000 BTU on Model 8230)
- Air Conditioner Ready
- Water Heater Bypass Kit
- Demand Water Pump
- Laminated Galley Top w/Double Stainless Sink and Euro Style Faucet
- Copper LP Gas Lines
- P.E.X. Water Lines
- Monitor Panel

## Bath

- Fiberglass Reinforced Tub
- Shower Curtain w/Valance
- Thetford Toilet
- Medicine Cabinet w/Mirror
- Towel Bar, Toothbrush Holder and Tissue Holder
- Power Roof Vent
- Light w/Wall Switch
- Large Bath Sink
- Full Tub

## Electrical

- Patio Light w/Amber Lens
- Ceiling Lights w/Wall Switches
- 120 Volt GFI Protected Circuits

- 120 Volt Fuse Panel
- Outside 120 Volt Recept
- 30 Amp, 28' Power Cord (Detachable)
- 55 Amp, Whisper Quiet Converter w/Charger
- Battery Box w/Positive Ventilation
- Pre-Wired for Air Conditioner
- Pre-Wired for Microwave

## Exterior

- Rubber Roof
- Tinted Jalousie Windows
- Aerodynamic Front Profile
- Flush Mount Front Window/Awning
- 26" Entry Door(s) w/Radius Corners, Window, Screen Door, and Flush Mount Latch
- Locking Baggage Doors
- Self-Storing Step(s) (Powder Coated)
- Large Front Storage Compartment
- Enclosed 30# LP Tanks
- 2-5/16" Coupler
- Break-away Switch
- Enclosed, Heated Underbelly
- Sewer Hose Compartment
- Easy Access Dump Valves

## Interior

- Panoramic Galley Window
- Reversible Dinette Cushions
- Mini Blind at Galley
- No-wax Vinyl Flooring
- Mortise and Tenon Cabinet Doors

- Hidden Plumbing and Wiring
- High Pressure, Laminated Plywood Countertops
- Queen Bed w/Quilted Pillow Top Bedspread
- Light/Air Roof Vent(s)
- Fire Extinguisher, Smoke Detector, LP Detector
- Cabinets and Slide-Out Facia
- Large Residential Kitchen Sink
- Designer Radiused Window Treatment
- Under Bed Storage w/Struts

## Running Gear

- 14" Radial Trailer Tires
- White Spoke Wheels w/10" Electric Brakes
- Independent Torsion E-Z Lube Hubs Suspension System, Rubber Ride
- Welded I-Beam, Steel Frame

## Super Lite Weight

- Enclosed Chassis/Undercarriage
- Aerodynamic Front Profile
- Laminated Aluminum Frame Construction
- Thick Wall Construction (2")
- Fiberglass Exterior Skin
- Enclosed LP Bottle Area
- Low Center of Gravity
- I-Beam, Steel Chassis
- Tinted Jalousie Windows
- Ducted Air Conditioning (All Models)
- Shirt Closets Beside Queen Beds

# Towing Guide

VEHICLE	ENGINE	TOW LIMIT	3500 QC LB DRW 4WD	5.9L TD	15,400	Lincoln-Mercury	Highlander	2.4L I-4	3000
<b>Acura</b>			<b>Ford</b>			Mark LT 4WD	Highlander Hybrid	3.3L V6	3500
MDX	3.5L V-6	4500/3500	Ranger SC Short Box, 2WD	4.0L V-6	5860	Mariner	Land Cruiser	4.7L V8	6500
<b>Buick</b>			Ranger SC Short Box, 4WD	4.0L V-6	5580	Mountaineer AWD 5 pass.	Sienna	3.3L V6	3500
Rainier RWD	4.2L I-6	6300	Escape	3.0L V-6	3500	Navigator 4WD	Sequoia 4WD	4.7L V8	6200
Rendezvous	3.5L V-6	3500	Explorer 4WD, six pass.	4.6L V-8	7050	<b>Mazda</b>	Tacoma Access Cab	4.0L V6	6500
Terraza	3.9L V-6	3500	Expedition 4WD	5.4L V-8	8600	B4000 4WD	Tundra Reg Cab 2WD/4WD	4.7L V8	7100
<b>BMW</b>			Explorer Sport Trac 4WD	4.0L V-6	5080	Tribute	Touareg	All	7716
X3 3.0i	3.0L I-6	3500	F150 Reg Cab LWB 2WD	5.4L V-8	8800	<b>Mercedes-Benz</b>	S80	2.5L I-5	3300
X5 4.8is	4.8L V-8	6000	F150 SuperCrew LWB 4WD	5.4L V-8	9100	G-500	XC90	All	5000
<b>Cadillac</b>			F350 SC DRW 4WD	6.8L V-10	15,000	ML 500			
Escalade AWD	6.0L V-8	8100	F350 CC DRW 4WD	6.0L TD	18,100	<b>Mitsubishi</b>			
SRX	4.6L V-8	4250	<b>Honda</b>			Endeavor	3.8L V-6	3500	
<b>Chevrolet/GMC</b>			Odyssey	3.5L V-6	3500	Montero	3.8L V-6	5000	
Colorado/Canyon			Pilot	3.5L V-6	3500/4500	Raider Ext Cab 2WD	4.7L V-8	5400	
Ext. Cab 2WD	3.5L I-5	3600/4000	Ridgeline	3.5L V-6	5000	Raider Ext Cab 4WD	3.7L V-6	3950	
Equinox	3.4L V-6	3500	<b>Hummer</b>			<b>Nissan</b>			
Uplander	3.5L V-6	3500	H2	6.0L V-8	6700	Armada 4WD	5.6L V-8	9000	
Avalanche 1500 4WD	5.3L V-8	7100	H3	3.5L I-5	4500	Frontier			
Avalanche 2500 4WD	8.1L V-8	1200	<b>Hyundai</b>			KC SE, LE, Nismo 4WD	4.0L V-6	6300	
1500 Reg Cab SWB 2WD	5.3L V-8	8400	Santa Fe 2WD pass.	3.5L V-6	3000	Murano	3.5L V-6	3500	
2500 CC SWB 4WD	6.6L TD	12,000/14,200	<b>Infinity</b>			Pathfinder	4.0L V-6	6000	
3500 CC SRW 4WD	8.1L V-8	12,000/15,000	FX	ALL	3500	Quest	3.5L V-6	3500	
3500 CC DRW 4WD	6.6L TD	12,000/16,000	QX56 AWD	5.6L V-8	8900	Titan KC	5.6L V-8	9400	
Tahoe/Yukon 4WD	5.3L V-8	7700	<b>Isuzu</b>			Xterra	4.0L V-6	5000	
Suburban/Yukon XL 4WD	5.3L V-8	8200	Ascender 7 pass. 4WD	5.3L V-8	6200	<b>Pontiac</b>			
Suburban/Yukon XL 4WD	8.1L V-8	10,300	i350 Crew Cab P/U	3.5L I-5	4000	Montana	3.5L V-6	3500	
Trailblazer/Envoy SWB 4WD	5.3L V-8	6600/6500	<b>Jeep</b>			Tormentor	3.4L V-6	3500	
<b>Daimler Chrysler</b>			Commander 4WD	5.7L V8	7200	<b>Porsche</b>			
T & C,			Grand Cherokee	5.7L V8	7200	Cayenne	All	7716	
Caravan/ Grand Caravan	3.3L V-6	3600	Liberty 4WD	2.4L I-4	2000	<b>Saab</b>			
T & C,			Wrangler	4.0L I-6	2000	9-7X	5.3L V8	6500	
Caravan/ Grand Caravan	3.8L V-6	3800	<b>Kia</b>			<b>Subaru</b>			
Dakota CC 2WD	4.7L V-8	5500	Sorento	3.5L V-6	3500	B9 Tribeca	F-6	3500	
Durango 4WD	4.7L V-8	7200	<b>Land Rover</b>			Forrester	F-4	2400	
Durango 4WD	5.7L V-8	7150	Freelander	2.5L V6	2500	<b>Suzuki</b>			
Magnum	5.7L V-8	3800	Range Rover Sport	All	7716	Grand Vitara	2.7L V6	3000	
Ram 1500 Reg Cab SB 2WD	4.7L V-8	6650	<b>Lexus</b>			XL-7	2.7L V6	3000	
Ram 1500 Reg Cab SB 2WD	5.7L V-8	8000	RX330	3.3L V-6	3500	<b>Toyota</b>			
Ram 2500 QC SB 4WD	5.9L TD	13,000	GX 470	4.7L V8	6500	4Runner 4WD	4.7L V-8	7000	

OPTIONS	APPROX. WT. (LBS.)
Air Conditioning, 13,500 BTU	104
Air Conditioning, 15,000 BTU	110
AM/FM CD Player	4
Awning, A & E	40-60
Swivel Rocker Chair	35
Microwave	30
Oven	30
Spare Tire & Wheel	35
Stabilizer Jacks (Four)	24
TV Antenna/Cable/Satellite Ready	6
Roof Ladder	5
Outside Grill	15
Outside Shower	3
Outside Sliding Drawer	36
Sink Cover	1
Stove Cover	1
Tub Surround	10
Double Entry Step	7
Chrome Trim Rings w/Cap	3
Fan-Tastic Fan	15
2 Bar Stools	20

Listed are tow ratings that are the highest available for the respective 2006 models. Certain optional equipment may be required and other restrictions may apply. Check with your automotive dealer for exact specifications.

1 Weights may vary by options.

2 All tank capacities are estimated based upon calculations provided by the tank manufacturers and represent approximate capacities. The actual "usable capacity" may be greater or less than the estimated capacities based upon fabrication and installation of the tanks.

3 Actual filled LP capacity is 80% of listing due to safety shut-off required on tank.

The actual overall length of the recreational vehicle may differ from that indicated in the brochure due to variances in the manufacturing process and/or installed components. The actual length may be greater or less than that indicated. Due to the large variety of options and floorplan arrangements available to our customers, actual weights for each unit can differ significantly. Monaco Coach provides a weight sticker on each unit we produce which includes that unit's tank capacities and approximate weight. Consult your local Monaco Coach dealer for unit availability and further information. The information printed in this brochure reflects product design, fabrication, and component parts at the date of printing. The manufacturer reserves the right, at any time, to make changes in product design or material or component specifications as its sole option, without notice. This includes the substitution of components of a different brand or trade name which will result in comparable performance. All information printed in this brochure is subject to change after the date of printing. Some features shown or mentioned in this brochure are optional and may only be available in selected floorplans. Photographs may show props or decorations that are not standard equipment on Monaco Coach models. Monaco Coach, the Monaco logo and its design, are registered trademarks. All other products and company names are trademarks and/or registered trademarks of their respective holders. While the color of the motorhome's exterior and the interior fabrics depicted in this sales brochure are fair and reasonable depictions, the colors depicted may not be an exact match of the actual colors because of the variances in photo-processing and variances caused by inserting the photographs within the sales brochure. Due to product improvements, changes during the model year and/or transcription errors that may occur, information represented within this brochure may not be accurate at the time of your purchase. If certain information is significant to your purchasing decision, please confirm the information with your dealer prior to submitting your order. Component part and appliance manufacturers issue limited warranties covering those portions of the recreational vehicle not covered by the Limited Warranties issued by Monaco Coach Corporation. To learn which specific component parts and appliances are excluded from the Limited Warranties issued by Monaco Coach Corporation, please contact your selling dealership or Monaco Coach Corporation directly, or review the warranty packet inside the recreational vehicle.

## Warranties

12 Month basic limited warranty

2 Year limited warranty on aluminum or steel frame structure of sidewall, roof, front and rear cap



606 Nelson's Parkway  
Wakarusa, IN 46573  
www.holidayrambler.com  
(800) 245-4778

MONACO COACH CORPORATION  
Monaco is traded on the New York Stock Exchange under the listing MNC.  
2006, Monaco Coach Corporation  
R-80-049 Litho USA



Your Dealer