

SAVOY® LE & LX
2008



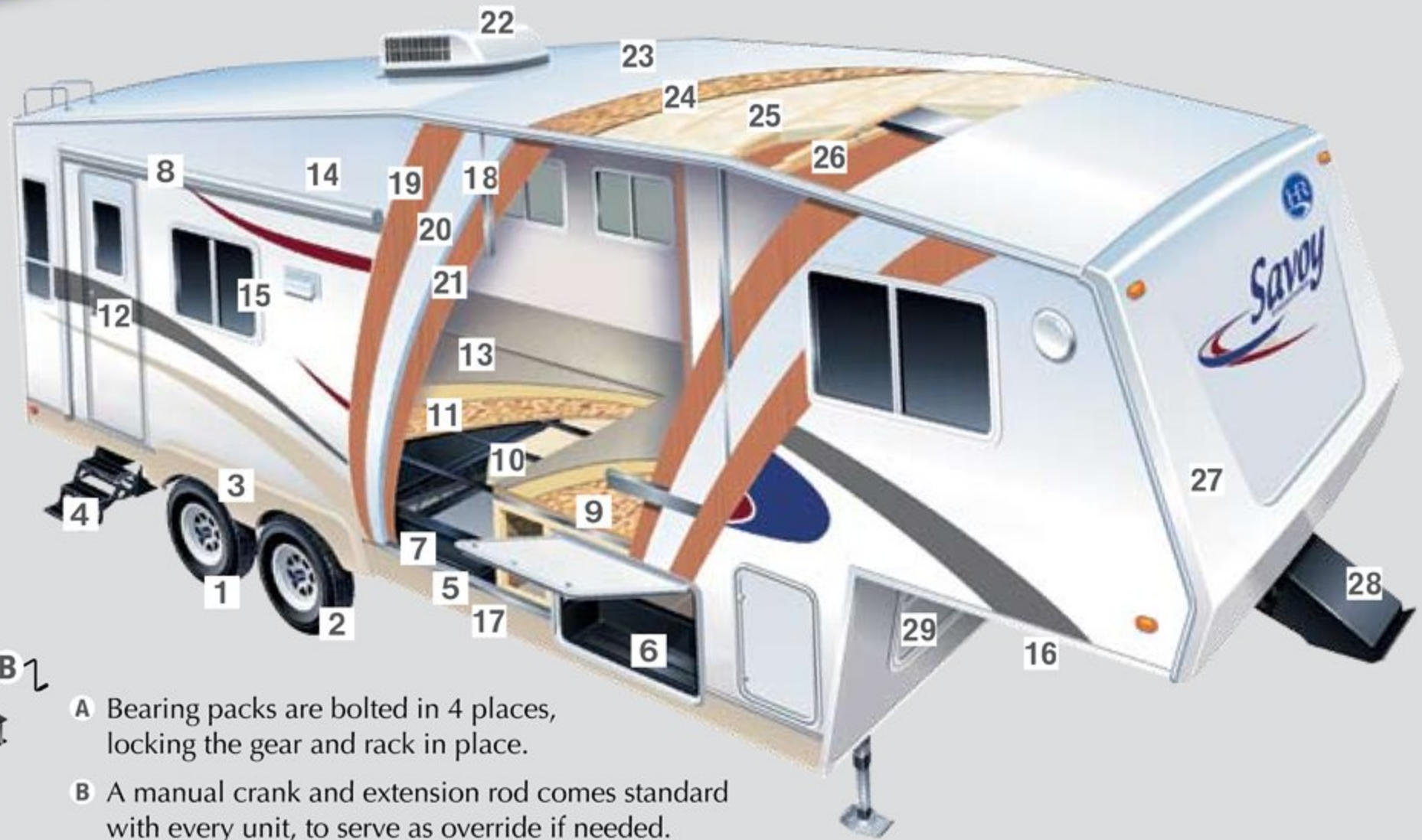
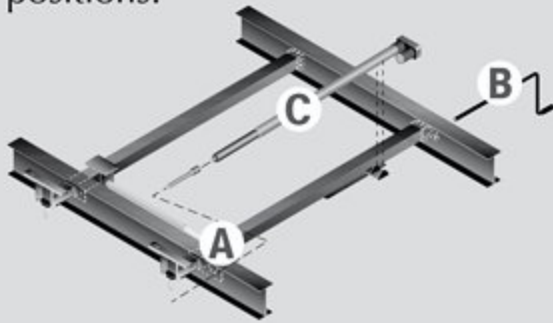
HOLIDAY RAMBLER®

This is Living®



SLIDE-OUT:

When you purchase a Holiday Rambler, you can be sure the slide-out boxes are some of the strongest and most reliable you'll find anywhere. In addition, the actuator has a mechanical room lock that is built in, and there are adjustable built-in stops for in and out positions.



- A Bearing packs are bolted in 4 places, locking the gear and rack in place.
- B A manual crank and extension rod comes standard with every unit, to serve as override if needed.
- C Actuator motor is positioned to provide smoother movement and reduce twisting on the slide-out room.

SAVOY LE SPECIFICATIONS

| | LE TT | LE TT | LE TT | LE TT | LE TT | LE TT | LE TT | LE FW | LE FW |
|--------------------------------|--------|--------|--------|--------|--------|--------|--------|--------|--------|
| Weights* | 26RKS | 27BH | 28SKS | 29CKS | 29FLS | 29RLS | 29SKS | 25RKS | 27RLS |
| Gross Vehicle Weight Rating | 7,800 | 7,800 | 7,800 | 7,800 | 7,800 | 7,800 | 7,800 | 8,500 | 10,100 |
| Axle(s) Weight | 3,500 | 3,500 | 3,500 | 3,500 | 3,500 | 3,500 | 3,500 | 3,500 | 5,200 |
| Unloaded Vehicle Weight | 5,228 | 5,090 | 5,370 | TBD | TBD | 5,598 | 5,540 | TBD | TBD |
| Net carrying Capacity (NCC) | 2,572 | 2,710 | 2,430 | TBD | TBD | 2,202 | 2,260 | TBD | TBD |
| Tire Size and load Range | 15" C | 15" C | 15" C | 15" C | 15" C | 15" C | 15" C | 15" C | 15" D |
| Measurements | | | | | | | | | |
| Overall Length | 28' 8" | 29' 6" | 30' 8" | TBD | TBD | 31' 8" | 31' 8" | TBD | TBD |
| Overall Height (Including A/C) | 125" | 125" | 125" | TBD | TBD | 125" | 125" | TBD | TBD |
| Exterior Width | 98" | 98" | 98" | 98" | 98" | 98" | 98" | 98" | 98" |
| Tank Capacities (Gal.) | | | | | | | | | |
| Water Heater | 6 | 6 | 6 | 6 | 6 | 6 | 6 | 6 | 6 |
| Grey Tank | 40 | 40 | 40 | 40 | 40 | 40 | 40 | 30/30 | 30/30 |
| Black Tank | 40 | 40 | 40 | 40 | 40 | 40 | 40 | 30 | 30 |
| Fresh Tank | 40 | 40 | 40 | 40 | 40 | 40 | 40 | 40 | 40 |
| L.P. Tank | 30 (2) | 30 (2) | 30 (2) | 31 (2) | 32 (2) | 30 (2) | 30 (2) | 30 (2) | 30 (2) |

* Weights may vary by options.

** Variances in the fabrication and installation of the tanks may cause the actual "usable capacity" to be greater or less than the capacities designated above.

*** Actual filled LP capacity is 80% of listing due to safety shut-off required on tank.

- 1 Super Lube Wheel Bearings** Easier packing of your wheel bearings.
- 2 15" Radial Tires** Notice the word "radial" (no bias plys here).
- 3 ABS Molded Fender Skirt** One-piece for a great look.
- 4 Triple Entry Step Mounted to Frame** Low first step, and the mounting bracket is welded to the frame.
- 5 Heated, Insulated and Enclosed Underbelly, Including All Tanks** Enjoy your Savoy longer in the fall and earlier in the spring.
- 6 Oversized Pass-Through Exterior Storage** Check out all the room.
- 7 I-Beam Chassis with Powder Coating** Strong foundation helps prevent rust and corrosion.
- 8 Upgraded Carefree® Awning** High-end awning with better hardware and great dependability, includes remote release.
- 9 2-1/2" Fully Insulated Bathroom Deck** Compare here — even the bathroom floor is insulated (not all are)!
- 10 Steel Frame Floor for Superior Strength** We use only steel for superior strength — no wood or aluminum like the rest.
- 11 5/8" One-Piece Sturdi-Wood Decking** No seams and superior strength.
- 12 Radius Entry Door** No square doors here.
- 13 Upgraded Residential Carpet and Padding** Check out the cushion of this pad.
- 14 UV Resistant Fiberglass Exterior** Upgraded shine vs. other types.
- 15 Dark-Tinted Windows** Look how these will keep your unit cool in the summer and protect your upholstery.
- 16 Fiberglass Insulation under Bedroom Floor** More peace of mind — no corners cut where you can't see.
- 17 Lamiplast Underbelly Material** Enclosed underbelly and more aerodynamic.
- 18 Welded Aluminum Studs** Fully welded and engineered for extra strength and lighter weight.
- 19 1/8" Luau Wallboard** Complete coverage for more strength.
- 20 Solid Block Foam Insulation** No insulation voids here.
- 21 Decorative Interior Wallboard** Great look and easy to clean.
- 22 Remote-Controlled Carrier Air Conditioner (Fully Programmable)** Residential — adjust the temperature from anywhere inside coach.
- 23 One-Piece Roof Membrane** Low maintenance.
- 24 3/8" Sturdi-Wood Roof Decking**
- 25 Hand-Stuffed Fiberglass Roof Insulation** Even more insulation for extended living.
- 26 16" On-Center Roof Rafters** Residential — just like your home.
- 27 One-Piece Gel Coat Fiberglass Cap (Manufactured at Holiday Rambler)** We don't buy it! We make it! Check the competition.
- 28 Extended Kingpin** for Short-Bed Pickups.
- 29 Split Baggage Doors for Easier Access** Get to your belongings even while you're hooked up to your tow vehicle!

SAVOY LX SPECIFICATIONS

| LX TT | LX TT | LX TT | LX TT | LX TT | LX TT | LX TT | LX FW | LX FW | LX FW | LX FW | LX FW | LX FW |
|---------|--------|--------|--------|--------|--------|--------|--------|--------|--------|--------|--------|--------|
| 28RBS | 30RLS | 30BHD | 30CKS | 32FKD | 32RKD | 34SKD | 28RLD | 29RKD | 31BHD | 31BHS | 32RKT | 32SKT |
| 10,100 | 10,100 | 10,100 | 10,100 | 10,100 | 10,100 | 10,100 | 12,400 | 12,400 | 12,400 | 12,400 | 12,400 | 12,400 |
| 5,200 | 5,200 | 5,200 | 5,200 | 5,200 | 5,200 | 5,200 | 5,200 | 5,200 | 5,200 | 5,200 | 5,200 | 5,200 |
| 6,570 | 6,930 | 7,200 | TBD | 7,600 | TBD | 7,800 | 8,280 | 8,490 | 8,580 | TBD | TBD | 8,950 |
| 3,530 | 3,170 | TBD | TBD | 2,500 | TBD | 2,300 | 4,120 | 3,910 | 3,820 | TBD | TBD | 3,450 |
| 15" D | 15" D | 15" D | 15" D | 15" D | 15" D | 15" D | 15" D | 15" D | 15" D | 15" D | 15" D | 15" D |
| 30' 10" | 32' 5" | 33' | 33' | 33' 6" | 34' 1" | 35' 1" | 31' 9" | 32' 6" | 33' 3" | 33' 3" | 34' | 34' |
| 132" | 132" | TBD | TBD | 133" | TBD | 132" | 147" | 148" | 149" | TBD | TBD | 149" |
| 98" | 98" | 98" | 98" | 98" | 98" | 98" | 98" | 98" | 98" | 98" | 98" | 98" |
| 6 | 6 | 6 | 6 | 6 | 6 | 6 | 6 | 6 | 6 | 6 | 6 | 6 |
| 40/40 | 40/40 | 40/40 | 40/40 | 40/40 | 40/40 | 40/40 | 40/40 | 40/40 | 40/40 | 40/40 | 40/40 | 40/40 |
| 40 | 40 | 40 | 40 | 40 | 40 | 40 | 40 | 40 | 40 | 40 | 40 | 40 |
| 50 | 50 | 50 | 50 | 50 | 50 | 50 | 50 | 50 | 50 | 50 | 50 | 50 |
| 30 (2) | 30 (2) | 30 (2) | 30 (2) | 30 (2) | 30 (2) | 30 (2) | 30 (2) | 30 (2) | 30 (2) | 30 (2) | 30 (2) | 30 (2) |

Due to the large variety of options and floorplan arrangements available to our customers, actual weights for each unit can differ significantly. Holiday Rambler provides a weight sticker on each unit we produce which includes that unit's tank capacities and approximate weight. Consult your local Holiday Rambler dealer for unit availability and further information.

The information printed in this brochure reflects product design, fabrication, and component parts at the date of printing. The manufacturer reserves the right, at any time, to make changes in product design or material or component specifications as its sole option, without notice. This includes the substitution of components of a different brand or trade name, which will result in comparable performance. All information printed in this brochure is subject to change after the date of printing. Some features shown or mentioned in this brochure are optional and may only be available in selected floorplans. Photographs may show props or decorations that are not standard equipment on Holiday Rambler models. Holiday Rambler, the HR logo and its design, are registered trademarks. All other products and company names are trademarks and/or registered trademarks of their respective holders.

While the color of the towable's exterior and the interior fabrics depicted in this sales brochure are fair and reasonable depictions, the colors depicted may not be an exact match of the actual colors because of the variances in photo-processing and variances caused by inserting the photographs within the sales brochure. Due to product improvements, changes during the model year and/or transcription errors that may occur, information represented within this brochure may not be accurate at the time of your purchase. If certain information is significant to your purchasing decision, please confirm the information with your dealer prior to submitting your order.

The actual overall length of the recreational vehicle may differ from that indicated in the brochure due to variances in the manufacturing process and/or installed components. The actual length may be greater or less than that indicated.

Component part and appliance manufacturers issue limited warranties covering those portions of the recreational vehicle not covered by the Limited Warranties issued by Monaco Coach Corporation. To learn which specific component parts and appliances are excluded from the Limited Warranties issued by Monaco Coach Corporation, please contact your selling dealership or Monaco Coach Corporation directly, or review the warranty packet inside the recreational vehicle.



BODY CONSTRUCTION: FEATURES

| | LETT | LEFW | LXTT | LXFW |
|---|------|------|------|------|
| • 2" Laminated Sidewall Construction with Welded Tubular Aluminum Studs | x | x | x | x |
| • I-Beam Frame | x | x | x | x |
| • Smooth White Fiberglass Exterior Walls | x | x | x | x |
| • Front Molded Fiberglass Cap | | x | x | x |
| • Pass-Thru Storage | x | x | x | x |
| • Rain Gutters with Down Spouts | x | x | x | x |
| • 5/8" Sturdi-wood Flooring | x | x | x | x |
| • 3/8" Full Walk-on Roof | x | x | x | x |
| • 5" Roof Trusses, 16" on Center" | x | x | x | x |
| • Flat Floor Slide Room (N/A: 26RKS, 27BH, 28SKS, 29RLS, 29SKS) | x | x | | x |
| • Seamless One-Piece Exterior Roof Membrane | x | x | x | x |
| • Heated and Enclosed Underbelly | x | x | x | x |
| • Stylized 15" Radial White Sport Wheels with Chrome Center Hub Cap | x | x | x | x |
| • Extended Hitch Pin | | x | | x |
| • Stabilizer Jacks (Rear) | x | x | x | x |
| • Spare Tire With Sport Wheel and Vinyl Tire Cover Mounted on Bumper | | | x | x |

OPTIONS

| | | | | |
|--|---|---|---|---|
| • Spare Tire With Sport Wheel and Vinyl Tire Cover Mounted on Bumper | x | x | | |
| • Roof Ladder | x | x | x | x |
| • Front Electric Jacks | | x | | |
| • Shock Absorbers (N/A: 31BHD) | | | x | x |
| • Aluminum Wheels | | | x | x |
| • Full LP Bottle Cover | | | x | |
| • Lighted Power Hitch Jack | | | x | |

APPLIANCES: FEATURES

| | | | | |
|--|---|---|---|---|
| • 6 Panel Refrigerator Insert | x | x | x | x |
| • Microwave with Touch Control | x | x | x | x |
| • Wedgewood High Output 3-Burner Range with Oven | x | x | x | x |
| • Home Theater Surround Sound System Dolby Digital 5.1 | x | x | | |
| • Systems Monitor Panel | x | x | x | x |
| • Built-in Wood Knife Holder Behind Stove | | x | x | x |
| • AM/FM/CD Stereo with Four Speakers | | x | x | |

LETT
LEFW
LXTT
LXFW

OPTIONS

| | | | | |
|--|---|---|---|---|
| • 8 cuft Refrigerator | | x | x | x |
| • 10 cuft Refrigerator | | | x | x |
| • Bi-fold Range Cover | x | x | x | x |
| • 15" LCD Color TV (N/A: 27RLS) | x | x | | |
| • 20" LCD Color TV | | x | x | |
| • 23" LCD Color TV | | x | | x |
| • Home Theater Surround Sound System Dolby Digital 5.1 | | | x | x |
| • Fireplace with Decorative Wood Frame (31BHD, 31BHS) | | | | x |
| • Washer Dryer Prep (LX TT 32FKD, 34SKD Only) | | | x | |

INTERIORS: FEATURES

| | | | | |
|--|---|---|---|---|
| • Newport Cherry Cabinets | x | x | x | x |
| • Slide-Out Room Wood Fascia with Decorative Insert and Applique's | x | x | x | x |
| • Lower Bed Storage, Bed Lifts Easily with Gas Struts | x | x | x | x |
| • TV Shelf in Bedroom | x | x | x | |
| • TV Cabinet in Bedroom Overhead | | | | x |
| • Kitchen Base Cabinets with Sliding Storage Tray(s) | x | x | | |
| • Linoleum in Kitchen, Bath and Entry | x | x | x | x |
| • Medicine Cabinet with Mirror in Bathroom | x | x | x | x |
| • Galley Rail in Slide-Out Overhead | | | x | x |
| • Laundry Hamper Chute (N/A: 32FKD, 32RKD, 34SKD) | | | x | x |

OPTIONS

| | | | | |
|---|---|---|---|---|
| • Decors: Merlot, Hazelnut | x | x | | |
| • Decors: Savoy: Thyme, Spiced Nutmeg | | | x | x |
| • Kitchen Countertop Extension (N/A: 27RLS, 32FKD, 32RKT) | x | x | x | |
| • Designer Accessory Package | | | x | x |

FURNITURE: FEATURES

| | | | | |
|--|---|---|---|---|
| • Queen Bed | x | x | | x |
| • Queen Bed with Nightstands | | | x | |
| • Angled Double Bed with Bunk (N/A: 26RKS, 29CKS, 29FLS, 29RLS, 29SKS) | | x | | |
| • Jack Knife Sleeper Sofa | x | x | x | x |
| • Wood Booth Dinette | x | x | x | x |
| • Swivel Barrel Chair (2) (LE TT 29RLS, 29CKS, 29FLS Only) (N/A: 28RBS, 30BHD, 31BHD, 31BHS) | x | x | x | x |
| • Two Bar Stools in Kitchen (32RKT) | | | | x |

OPTIONS

| | | | | |
|---|--|---|---|---|
| • Euro Chairs with Ottoman (N/A: 31BHD, 31BHS) | | x | x | |
| • Hide-A-Bed Sofa | | x | x | |
| • Free-Standing Dinette Table with Four Wood Chairs | | x | x | |
| • High Back Desk Chair (LX FW 32SKT Only) | | | | x |

LETT
LEFW
LXTT
LXFW**ELECTRICAL SYSTEMS AND LIGHTS: FEATURES**

| | | | | |
|--|---|---|---|---|
| • Electrical Management System - 30 Amp/12V with 55AMP Converter | x | x | x | x |
| • Cable TV Hook-Up | x | x | x | x |
| • Exterior Cable or Satellite Receptacle | x | x | x | x |
| • Battery Disconnect and Battery Box | | | | x |

OPTIONS

| | | | | |
|---|--|--|---|---|
| • Solar Prep | | | x | x |
| • 50 Amp Service (LX TT 32FKD, 34SKD Only) (N/A: 28RLD, 29RKD, 31BHD) | | | x | x |
| • 50 Amp Service with Second A/C Prep (LX TT 32FKD, 32RKD, 34SKD Only) (N/A: 28RLD, 29RKD, 31BHD) | | | x | x |

PLUMBING AND LP SYSTEMS: FEATURES

| | | | | |
|--|---|---|---|---|
| • Stainless Steel Kitchen Sink with High Profile Double Handle Brushed Nickel Faucet | x | x | x | x |
| • 6-Gallon L.P. Gas/Electric Water Heater with Electronic Ignition | x | x | x | x |
| • Extra Large Lavatory with Double Handle Faucet | x | x | x | x |
| • Systems Monitor Panel | x | x | x | x |
| • Outside Shower | x | x | | |
| • Water System Winterization Kit | x | x | | |
| • ABS Tub with Surround | x | | | |
| • ABS Tub with Surround and Glass Door (30BHD, 30CKS) | | | | x |
| • ABS Neo-Angle Shower with One-Piece Surround and Glass Door (N/A: 30CKS, 30BHD) | | x | x | x |
| • Satin Nickel Shower Fixtures and Faucet | x | x | x | x |
| • Two 30 lb. L.P. Tanks with Automatic Changeover | x | x | x | x |
| • Water Heater By-pass Kit | x | x | x | x |
| • Centralized Water Management System | | | x | x |

OPTIONS

| | | | | |
|--|--|--|---|---|
| • No-Fuss Holding Tank and Rinsing System | | | x | x |
| • 10 Gal. L.P. Gas/Electric Water Heater with Electronic Ignition (N/A: 28RBS, 30RLS, 30BHD, 30CKS) | | | x | x |

HEATING, VENTS AND AIR CONDITIONING: FEATURES

| | | | | |
|--|---|---|---|---|
| • 30M BTU Hydroflame Electronic Ignition Furnace | x | x | x | x |
| • One Carrier Central 13,500 BTU Rooftop Air Conditioner with Dehumidifier and Remote Control | x | x | x | x |
| • Forced Air Heating System | x | x | x | x |

OPTIONS

| | | | | | |
|---|--|---|---|---|---|
| • One Carrier 15,000 BTU Central A/C with Dehumidifier and Remote Control | | x | x | x | x |
| • Second Carrier 13,500 BTU Central A/C with Dehumidifier and Remote Control (N/A: 28RBS, 30RLS, 30BHD, 30CKS, 28RLD, 29RKD, 31BHD) | | | | x | x |

LETT
LEFW
LXTT
LXFW**WINDOWS AND DOORS: FEATURES**

| | | | | |
|--|---|---|---|---|
| • Tinted Skylight in Bathroom | x | x | x | x |
| • Swing-Out Entry Door Handle | | | x | x |
| • Main Awning | | | x | x |
| • Front Window with Stone Guard/Awning (N/A: 32RKD, 34SKD) | | | x | |

OPTIONS

| | | | | |
|-------------------------------|--|---|---|---|
| • Main Patio Awning | | x | x | |
| • Swing-Out Entry Door Handle | | | x | |
| • Ceiling Fan | | | | x |

WINDOW TREATMENTS: FEATURES

| | | | | |
|--|--|---|---|---|
| • Mini Blinds in Living Area and Bedroom | | x | | |
| • Pleated Day/Blackout Shades in Living Area and Bedroom | | x | x | x |

SAFETY FEATURES: FEATURES

| | | | | |
|--|---|---|---|---|
| • Fire Extinguisher | x | x | x | x |
| • Deadbolt Lock(s) on Entrance Door(s) | x | x | x | x |
| • 120V GFI Protected Outlets (Kitchen, Bath, Exterior) | x | x | x | x |
| • Breakaway Switch | x | x | x | x |
| • Safety Chains | x | x | | |
| • LP Gas Detector | x | x | x | x |
| • Smoke Detector | x | x | x | x |
| • Egress Window(s) | x | x | x | x |

ADVANTAGE PACKAGE

| | | | | |
|--|--|---|---|---|
| • Heated, Enclosed and Insulated Underbelly | | | x | x |
| • Glass Shower Door | | | x | x |
| • Tinted Windows | | | x | x |
| • Centralized Exterior Water Management Center with Outside Shower | | | x | x |
| • Built-In Wood Knife Holder | | | x | x |
| • Slide-Out Room Wood Fascia with Decorative Insert and Applique's | | | x | x |
| • Carrier 13,500 BTU Air Conditioner with Dehumidifier and Remote Control | | x | x | x |
| • Microwave with Touch Control | | x | x | x |
| • Two 30 lb. L.P. Tanks with Automatic Changeover and Full LP Bottle Cover | | | x | |
| • Color Coordinated Quilted Bedspread | | | x | |
| • Slide-Out Room Wood Fascia with Decorative Insert and Decorative Applique's (N/A: 27BH) | | | x | |
| • ABS Tub with Surround | | | x | |
| • Tinted Skylight in Bathroom | | | x | |
| • Water Heater By-pass Kit | | | x | |

Due to continuous product improvement, please see the website for the latest in standards and options, specifications, and technical data. Go to www.holidayrambler.com.

26RKS LETT



27BH LETT



28SKS LETT



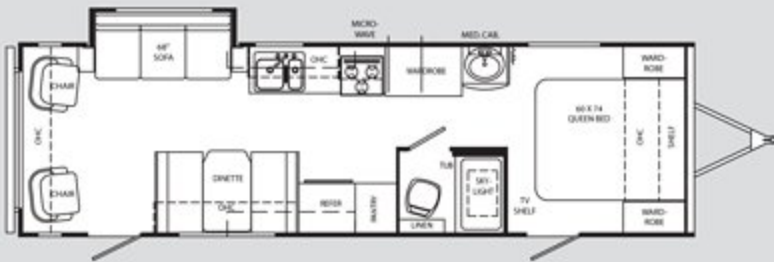
29CKS LETT



29FLS LETT



29RLS LETT



29SKS LETT



25RKS LEFW



27RLS LEFW



28RBS LXTT



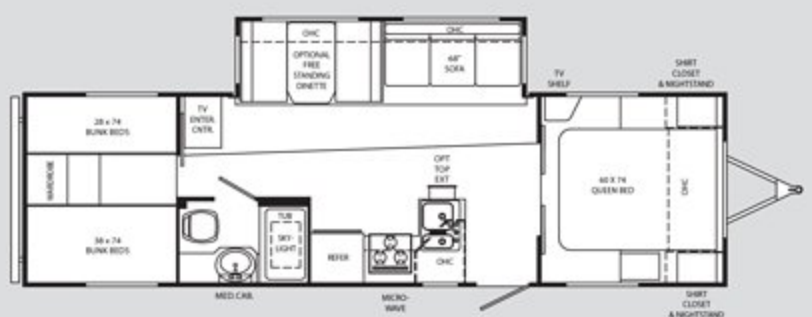
30RLS LXTT



30BHD LXTT



30CKS LXTT



32FKD LXTT



32RKD LXTT



34SKD LXFW



28RLD LXFW



29RKD LXFW



31BHD LXFW



31BHS LXFW



32RKT LXFW



32SKT LXFW





SAVOY® LE & LX
2008

BEING DIFFERENT MAKES ALL THE DIFFERENCE.

At Monaco Coach Corporation, we always strive to be the best. And that means thinking outside the box. Giving you more of what you want in an RV. Like our exclusive Roadmaster chassis. PanaSuite™ full-wall slides. And programs like Monaco Financial Services and 24/7 roadside assistance. No other manufacturer can match Monaco's offerings. No one even comes close. Why not discover the difference for yourself? Visit www.monacodifferent.com

**"No other manufacturer can match Monaco's offerings.
No one even comes close."**



KAY TOOLSON, CEO

WARRANTIES

12 MONTH basic limited warranty

Applies to certain models. See owner's manual for complete details.



WE'RE HERE. ANYTIME, EVERY TIME.

- Reach us anytime — literally — via our live customer support line.
- Drive in to one of our 350 Service Centers.
- Enjoy the first year free when you enroll in our Owner Advantage Roadside Assistance Program.
- See where it all begins with a tour of one of our facilities in Indiana or Oregon. Call 1-800-650-7337 or 1-800-634-0855 to find out more.



HOLIDAYRAMBLER.COM

Log on to our website anytime, night or day. It's your link to everything Holiday Rambler, including product news and updates, club events, dealer and service center info and much more. Take it for a test drive today.

606 Nelson's Parkway Wakarusa, IN 46573
www.holidayrambler.com | 800-245-4778



HOLIDAY RAMBLER®
This is Living.

MONACO COACH CORPORATION



Monaco is traded on the New York Stock Exchange under the listing MNC.
© 2007, Monaco Coach Corporation 07/07 HR_08SAV Litho in USA.