



MONACO®

DRIVING YOUR DREAM.

THE  
EXECUTIVE®

 | 08





DRIVING YOUR DREAM.

THE  
EXECUTIVE®

 | 08





LUXURY. INNOVATION. HAPPY TRAVELERS. IT ALL SAYS MONACO.

Wherever you travel across America, it's easy to spot the Monaco owners. They're the ones with the smug, happy grins on their faces. And who could blame them? When you own a Monaco, you own the best. The best in luxury, performance, safety, technology and comfort. It's all here. And it's all yours for the taking. Come on, freedom lovers. Make your move to Monaco luxury. After all, you already know how to grin.

THE  
EXECUTIVE



LUXURY. INNOVATION. HAPPY TRAVELERS. IT ALL SAYS MONACO.

Wherever you travel across America, it's easy to spot the Monaco owners. They're the ones with the smug, happy grins on their faces. And who could blame them? When you own a Monaco, you own the best. The best in luxury, performance, safety, technology and comfort. It's all here. And it's all yours for the taking. Come on, freedom lovers. Make your move to Monaco luxury. After all, you already know how to grin.



SMART, FRESH DESIGN.



MONACO®

DRIVING YOUR DREAM.



#### EXECUTIVE PERKS.

Naturally, with a coach like The Executive, you're going to expect some mighty impressive extras. Consider your expectations met. Here's a quick list of some of the exciting new features for 2008.

- New Cummins® 525 HP ISX engine
- New five-color exterior graphics with integrated fades
- New high-gloss Corian® countertops
- New in-motion digital satellite system
- New 26" LCD TV in the bedroom



SMART, FRESH DESIGN.



MONACO®

DRIVING YOUR DREAM.



### EXECUTIVE PERKS.

Naturally, with a coach like The Executive, you're going to expect some mighty impressive extras. Consider your expectations met. Here's a quick list of some of the exciting new features for 2008.

- New Cummins® 525 HP ISX engine
- New five-color exterior graphics with integrated fades
- New high-gloss Corian® countertops
- New in-motion digital satellite system
- New 26" LCD TV in the bedroom



JEALOUS NEIGHBORS COME STANDARD.



JEALOUS NEIGHBORS COME STANDARD.



## THE EXECUTIVE® INTERIOR



Who wouldn't want to own a coach like this? Inside and out, The Executive for 2008 is simply jaw-dropping. It starts with a sparkling new exterior — featuring full-body paint with striking new five-color graphics. And it continues indoors, where you'll find new high-gloss Corian® surfaces everywhere. Ceramic tile floors. Recessed ceilings. And sumptuous furnishings like a leather J-lounge with full sleeper tucked inside.

On the Whitney IV shown here, you'll also enjoy kicking back with an enormous 37" LCD TV mounted in the entertainment center. There's even an in-motion digital satellite system. *Standard.* No wonder folks get jealous.

**GRACIOUS GALLEY.** The Executive offers nothing but high-end appliances for your culinary adventures. There's a recessed, high-output, two-burner cooktop. A versatile convection microwave (ours is stainless steel, of course). And a gigantic new 17 cu. ft. four-door refrigerator with raised panel doors.

**CENTRAL VACUUM SYSTEM.** This year, to keep your ceramic tile floors looking spotless, we've added a toe kick vacuum to the base of the kitchen pantry. Just sweep up any crumbs, and they're automatically whisked away.



WHITNEY IV | NATURAL CHERRY | RALPH LAUREN BLACK PEARL | RALPH LAUREN BACKSPLASH





WHITNEY IV | NATURAL CHERRY | RALPH LAUREN BLACK PEARL | RALPH LAUREN BACKSPASH

Who wouldn't want to own a coach like this? Inside and out, The Executive for 2008 is simply jaw-dropping. It starts with a sparkling new exterior — featuring full-body paint with striking new five-color graphics. And it continues indoors, where you'll find new high-gloss Corian® surfaces everywhere. Ceramic tile floors. Recessed ceilings. And sumptuous furnishings like a leather J-lounge with full sleeper tucked inside.

On the Whitney IV shown here, you'll also enjoy kicking back with an enormous 37" LCD TV mounted in the entertainment center. There's even an in-motion digital satellite system. *Standard.* No wonder folks get jealous.

**GRACIOUS GALLEY.** The Executive offers nothing but high-end appliances for your culinary adventures. There's a recessed, high-output, two-burner cooktop. A versatile convection microwave (ours is stainless steel, of course). And a gigantic new 17 cu. ft. four-door refrigerator with raised panel doors.

**CENTRAL VACUUM SYSTEM.** This year, to keep your ceramic tile floors looking spotless, we've added a toe kick vacuum to the base of the kitchen pantry. Just sweep up any crumbs, and they're automatically whisked away.





WELCOME TO DREAMLAND.



WELCOME TO DREAMLAND.



Whether you're slumbering away or watching satellite TV in bed, you'll be in a very comfortable place in The Executive's master suite. The queen bed, featuring a soft pillowtop-hinged mattress, is flanked by Corian®-topped nightstands, as well as his and her light switches for easy access at bedtime. Other amenities include day/night shades with blackouts and designer textured carpeting underfoot.

Want to dream even bigger? Choose luxury options like a ceiling fan, king bed, or select comfort air mattress that lets you dial in the level of lumbar support that's just right for you.

**BATHROOM ESSENTIALS.** You may not *need* a Corian® shower with accent tile and Corian® shower caddy, but wouldn't it be nice to have one? Other essentials include an integrated sink, tile backsplash, and beautiful ceramic tile floors.

**NEW 26" LCD TV.** Here's a huge upgrade for all you TV watchers. We've increased the size of the bedroom TV from 20" to 26". Besides being bigger, the picture is also better, thanks to the in-motion digital satellite system. Rather watch a movie? There's a DVD player in the bedroom, as well.



WHITNEY IV | NATURAL CHERRY | RALPH LAUREN BLACK PEARL





Whether you're slumbering away or watching satellite TV in bed, you'll be in a very comfortable place in The Executive's master suite. The queen bed, featuring a soft pillowtop-hinged mattress, is flanked by Corian®-topped nightstands, as well as his and her light switches for easy access at bedtime. Other amenities include day/night shades with blackouts and designer textured carpeting underfoot.

Want to dream even bigger? Choose luxury options like a ceiling fan, king bed, or select comfort air mattress that lets you dial in the level of lumbar support that's just right for you.

**BATHROOM ESSENTIALS.** You may not *need* a Corian® shower with accent tile and Corian® shower caddy, but wouldn't it be nice to have one? Other essentials include an integrated sink, tile backsplash, and beautiful ceramic tile floors.

**NEW 26" LCD TV.** Here's a huge upgrade for all you TV watchers. We've increased the size of the bedroom TV from 20" to 26". Besides being bigger, the picture is also better, thanks to the in-motion digital satellite system. Rather watch a movie? There's a DVD player in the bedroom, as well.



WHITNEY IV | NATURAL CHERRY | RALPH LAUREN BLACK PEARL




You've always reached for the moon. Now there's a coach that shares your bold spirit of adventure. The Executive for 2008. This year, it's more formidable than ever — with a new Cummins® ISX 525 HP engine to power you along.

Just roll down your new driver's side power window, crank up the tunes, and head out for the horizon. This coach is a pure joy to pilot. It features adjustable pedals, a color rear vision system, and a coach monitoring system to help you track vital engine functions, trip data, and maintenance intervals.

**SLIDE-OUT TRAY.** Tired of twisting and bending to place large items in exterior storage? Your back will thank you for this handy slide-out tray, now standard. It's part of a complete pass-through compartment for maximum storage capacity.

**PILOT SEATS.** Whether you're driving or parked for the night, you'll love the extremely comfortable pilot seats. Both are heated and feature six-way power with electric lumbar adjustment. Nice. The pilot's seat also comes with an electric sliding seat cushion with memory, while the co-pilot's has a power footrest.

**GPS NAVIGATION.** Not sure where you're headed? Then it's a good thing GPS navigation comes standard. With GPS, you always know exactly where you are, even when you're in the middle of nowhere.



You've always reached for the moon. Now there's a coach that shares your bold spirit of adventure. The Executive for 2008. This year, it's more formidable than ever — with a new Cummins® ISX 525 HP engine to power you along.

Just roll down your new driver's side power window, crank up the tunes, and head out for the horizon. This coach is a pure joy to pilot. It features adjustable pedals, a color rear vision system, and a coach monitoring system to help you track vital engine functions, trip data, and maintenance intervals.

**SLIDE-OUT TRAY.** Tired of twisting and bending to place large items in exterior storage? Your back will thank you for this handy slide-out tray, now standard. It's part of a complete pass-through compartment for maximum storage capacity.

**PILOT SEATS.** Whether you're driving or parked for the night, you'll love the extremely comfortable pilot seats. Both are heated and feature six-way power with electric lumbar adjustment. Nice. The pilot's seat also comes with an electric sliding seat cushion with memory, while the co-pilot's has a power footrest.

**GPS NAVIGATION.** Not sure where you're headed? Then it's a good thing GPS navigation comes standard. With GPS, you always know exactly where you are, even when you're in the middle of nowhere.





THE EXECUTIVE®  
COCKPIT/EXTERIOR



WHITNEY IV | NATURAL CHERRY | RALPH LAUREN BLACK PEARL



HOUSTON, WE HAVE LIFT-OFF.

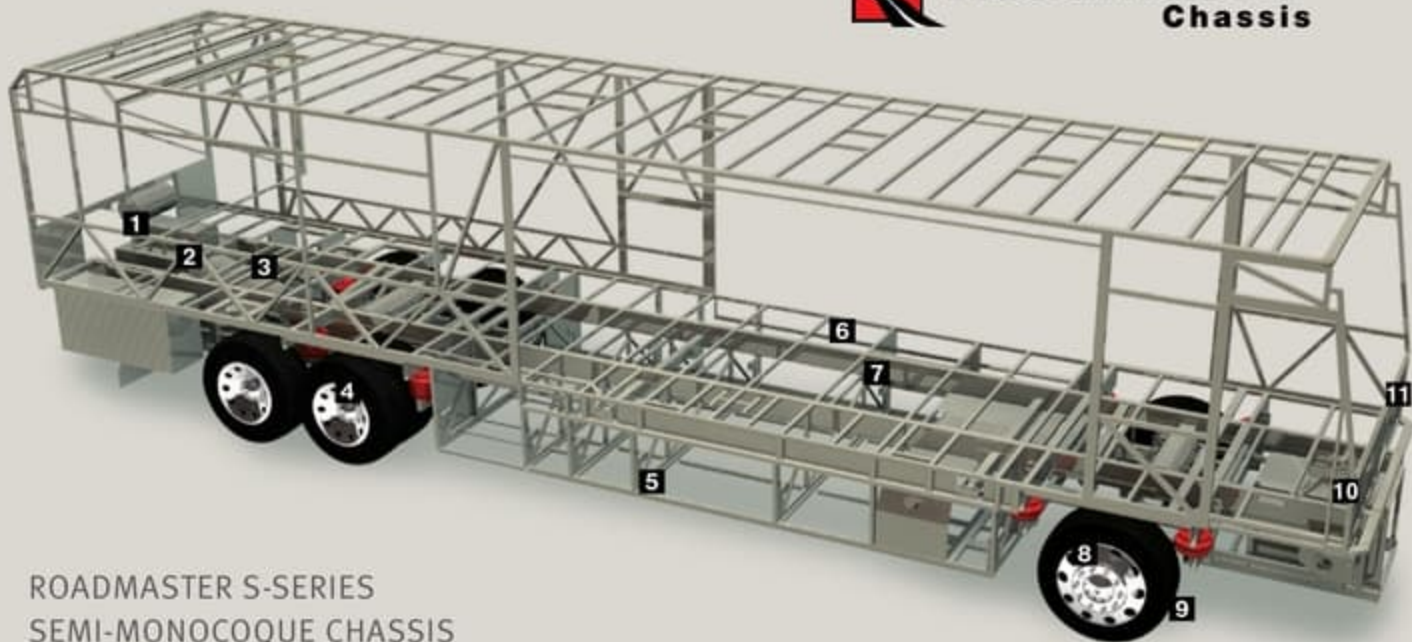
THE EXECUTIVE®  
COCKPIT/EXTERIOR



WHITNEY IV | NATURAL CHERRY | RALPH LAUREN BLACK PEARL

HOUSTON, WE HAVE LIFT-OFF.





## ROADMASTER S-SERIES SEMI-MONOCOQUE CHASSIS

**1** 10,000 lb. hitch receiver offers powerful towing capacity with 7/4-way trailer plug. Pre-wired for supplemental braking system that works with your tow vehicle.

**2** The three-point engine mounting system lowers the coach's center of gravity and reduces the amount of vibration that reaches the coach. The mounting also makes the engine easier to service by allowing the engine to be easily lowered through the bottom of the coach.

**3** Allison® 4000 MH 6-speed transmission for smooth shifting; our exclusive use of synthetic transmission fluid allows for up to three-year maintenance intervals.

**4** Cushion Air Glide suspension system positions ten Bilstein® shocks and ten air bags, eight of which are outboard mounted with auto-leveling for greater stability, a smoother ride and the best handling in its class.



Unique three-degree rear axle tilt perfectly aligns the engine, transmission and differential, minimizing stress on the drivetrain and reducing noise in the coach. Automatic Traction Control (ATC) eliminates wheel slippage in slick conditions and heightens control.

Tag axle lifts for added maneuverability in tight spots.

**5** Basement structure rust inhibitor. To prevent corrosion, the basement storage area is constructed with pre-primed steel with rust-inhibiting paint.

**6** Full-length frame rails fabricated from 3" by 8" by 1/4" 60,000 PSI structural steel; rails are spaced 44" on center for a wider stance and unmatched strength.

**7** The semi-monocoque design, with trussed superstructure, distributes stress evenly throughout the entire chassis and adds strength to sidewalls and bays.

**8** Two-stage Jake brake system assures you of safely traveling steep grades while an anti-locking braking system with front and rear disc brakes (Series 6) helps you maintain control in severe road conditions.

**9** P295/80R/22.5 Goodyear steel-belted all-season tires ensure a safe and quiet ride (G670 RV tire).

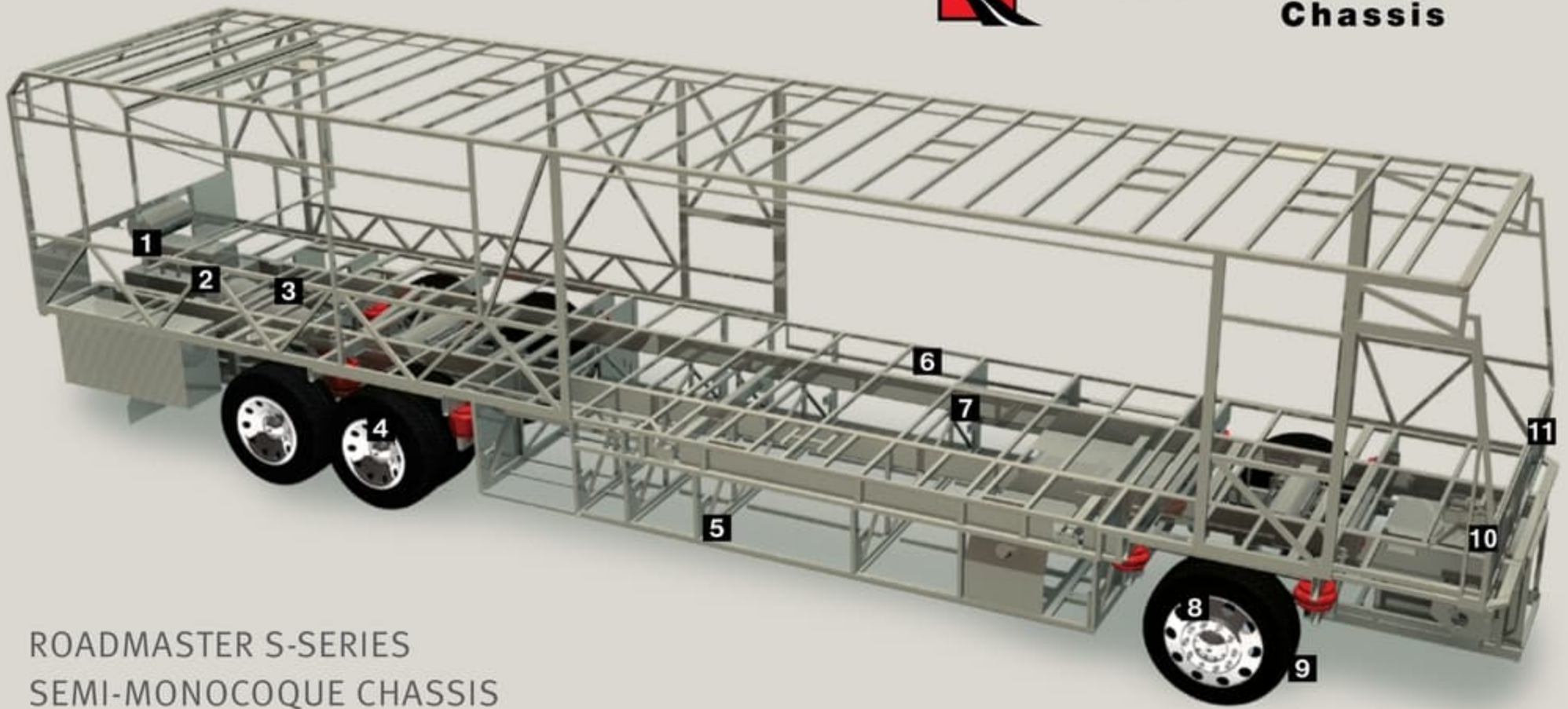
**10** The TRW power steering box allows for a 50-degree front wheel turn angle in both directions for better maneuverability and returns the steering wheel to its center position to eliminate driver fatigue.

**11** All chassis are equipped with steel cage construction, steel firewall and steel stepwell for added safety.

## MAY WE BUILD YOU A CHASSIS?

Did you know that every Roadmaster chassis is custom designed and built for the Monaco coach that will ride on it? It's a novel idea, but our owners seem to like it. And it pays off — in better performance, safety and reliability. Owners also like the fact that Roadmaster, a division of

Monaco Coach Corporation, only does one thing: They build chassis for motorhomes. Not trucks. Not buses. Just motorhomes. So naturally, they do it better. No wonder Roadmaster is the leading high-end diesel chassis manufacturer in America.



## ROADMASTER S-SERIES SEMI-MONOCOQUE CHASSIS

**1** 10,000 lb. hitch receiver offers powerful towing capacity with 7/4-way trailer plug. Pre-wired for supplemental braking system that works with your tow vehicle.

**2** The three-point engine mounting system lowers the coach's center of gravity and reduces the amount of vibration that reaches the coach. The mounting also makes the engine easier to service by allowing the engine to be easily lowered through the bottom of the coach.

**3** Allison® 4000 MH 6-speed transmission for smooth shifting; our exclusive use of synthetic transmission fluid allows for up to three-year maintenance intervals.

**4** Cushion Air Glide suspension system positions ten Bilstein® shocks and ten air bags, eight of which are outboard mounted with auto-leveling for greater stability, a smoother ride and the best handling in its class.



Unique three-degree rear axle tilt perfectly aligns the engine, transmission and differential, minimizing stress on the drivetrain and reducing noise in the coach. Automatic Traction Control (ATC) eliminates wheel slippage in slick conditions and heightens control.

Tag axle lifts for added maneuverability in tight spots.

**5** Basement structure rust inhibitor. To prevent corrosion, the basement storage area is constructed with pre-primed steel with rust-inhibiting paint.

**6** Full-length frame rails fabricated from 3" by 8" by 1/4" 60,000 PSI structural steel; rails are spaced 44" on center for a wider stance and unmatched strength.

**7** The semi-monocoque design, with trussed superstructure, distributes stress evenly throughout the entire chassis and adds strength to sidewalls and bays.

**8** Two-stage Jake brake system assures you of safely traveling steep grades while an anti-locking braking system with front and rear disc brakes (Series 6) helps you maintain control in severe road conditions.

**9** P295/80R/22.5 Goodyear steel-belted all-season tires ensure a safe and quiet ride (G670 RV tire).

**10** The TRW power steering box allows for a 50-degree front wheel turn angle in both directions for better maneuverability and returns the steering wheel to its center position to eliminate driver fatigue.

**11** All chassis are equipped with steel cage construction, steel firewall and steel stepwell for added safety.

## MAY WE BUILD YOU A CHASSIS?

Did you know that every Roadmaster chassis is custom designed and built for the Monaco coach that will ride on it? It's a novel idea, but our owners seem to like it. And it pays off — in better performance, safety and reliability. Owners also like the fact that Roadmaster, a division of

Monaco Coach Corporation, only does one thing: They build chassis for motorhomes. Not trucks. Not buses. Just motorhomes. So naturally, they do it better. No wonder Roadmaster is the leading high-end diesel chassis manufacturer in America.

## OUTBOARD AIR BAG SUSPENSION

The outboard-mounted air bags are protected by two steel plates and are placed farther apart than the competition, providing a wider and more stable platform for the coach. The active suspension automatically adjusts the pressure of the air bags as you drive and virtually eliminates nosediving and the side-to-side body sway associated with high wind conditions, curvy roads and emergency maneuvers.



## CUMMINS® ISX 525 HP

More powerful than ever, The Executive now features a Cummins® ISX-525 HP diesel engine — standard. It delivers all the muscle you'll need for climbing hills or charging into the passing lane.




## WARRANTIES

12 MONTH/24,000 MILE basic limited warranty

5 YEAR/50,000 MILE limited warranty on aluminum or steel frame structure of sidewall, roof, front and rear cap

3 YEAR/50,000 MILE limited warranty on Roadmaster chassis

Applies to certain models. See owner's manual for complete details.



## 8-LAYER ALL-SEASON FOAM INSULATED ROOF:

(top to bottom)


- One-piece 1/4" thick fiberglass roof, crowned for water runoff and seamlessly joined with front and rear end caps; non-skid walkways on outboard areas for added convenience
- Vapor barrier
- 3-1/2" tapered bead foam supports the crowned roof; the center tunnel houses wiring and air conditioner ducts
- 1/4" marine grade plywood sheeting
- Tubular steel framework
- R 7.5 closed cel foam seals every nook and crevice
- Luaun and vinyl paneling are Vac-U-Bonded
- Sound-absorbing, easy-to-clean padded vinyl interior headliner



## 6-LAYER LAMINATED GEL COAT FIBERGLASS SIDEWALLS:

(left to right)

- Gel coat fiberglass outer wall
- Luaun paneling
- R 7.5 closed cel foam seals every nook and crevice
- Heavy-gauge tubular steel and 4" steel plate backers
- Luaun paneling; walls are Vac-U-Bonded together
- Decorative wall coverings



## 5-LAYER FLOORING:

(top to bottom)

- Tile, or 1/2" carpet pad and carpeting
- OSB flooring
- Decibel paper
- OSB flooring
- Waterproof Darco underbelly



ASSISTANCE

SALES • TECH • ROADSIDE

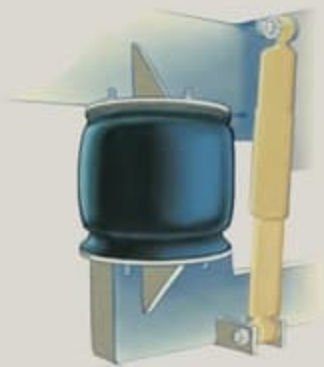
1-877-4MONACO

## WE'RE HERE. ANYTIME, EVERY TIME.

- Reach us anytime — literally — via our live customer support line.
- Drive in to one of our 350 Service Centers.
- Enjoy the first year free when you enroll in our Owner Advantage Roadside Assistance Program.
- See where it all begins with a tour of one of our facilities in Indiana or Oregon. Call 1-800-650-7337 or 1-800-634-0855 to find out more.

## OUTBOARD AIR BAG SUSPENSION

The outboard-mounted air bags are protected by two steel plates and are placed farther apart than the competition, providing a wider and more stable platform for the coach. The active suspension automatically adjusts the pressure of the air bags as you drive and virtually eliminates nosediving and the side-to-side body sway associated with high wind conditions, curvy roads and emergency maneuvers.



## CUMMINS® ISX 525 HP

More powerful than ever, The Executive now features a Cummins® ISX-525 HP diesel engine — standard. It delivers all the muscle you'll need for climbing hills or charging into the passing lane.



## WARRANTIES

12 MONTH/24,000 MILE basic limited warranty

5 YEAR/50,000 MILE limited warranty on aluminum or steel frame structure of sidewall, roof, front and rear cap

3 YEAR/50,000 MILE limited warranty on Roadmaster chassis

Applies to certain models. See owner's manual for complete details.

## THE EXECUTIVE® CONSTRUCTION



### 8-LAYER ALL-SEASON FOAM INSULATED ROOF:

(top to bottom)

- One-piece 1/4" thick fiberglass roof, crowned for water runoff and seamlessly joined with front and rear end caps; non-skid walkways on outboard areas for added convenience
- Vapor barrier
- 3-1/2" tapered bead foam supports the crowned roof; the center tunnel houses wiring and air conditioner ducts
- 1/4" marine grade plywood sheeting
- Tubular steel framework
- R 7.5 closed cel foam seals every nook and crevice
- Luaun and vinyl paneling are Vac-U-Bonded
- Sound-absorbing, easy-to-clean padded vinyl interior headliner

### 6-LAYER LAMINATED GEL COAT FIBERGLASS SIDEWALLS:

(left to right)

- Gel coat fiberglass outer wall
- Luaun paneling
- R 7.5 closed cel foam seals every nook and crevice
- Heavy-gauge tubular steel and 4" steel plate backers
- Luaun paneling; walls are Vac-U-Bonded together
- Decorative wall coverings

### 5-LAYER FLOORING:

(top to bottom)

- Tile, or 1/2" carpet pad and carpeting
- OSB flooring
- Decibel paper
- OSB flooring
- Waterproof Darco underbelly




**ASSISTANCE**

SALES • TECH • ROADSIDE

**1-877-4MONACO**

## WE'RE HERE. ANYTIME, EVERY TIME.

- Reach us anytime — literally — via our live customer support line.
- Drive in to one of our 350 Service Centers.
- Enjoy the first year free when you enroll in our Owner Advantage Roadside Assistance Program.
- See where it all begins with a tour of one of our facilities in Indiana or Oregon. Call 1-800-650-7337 or 1-800-634-0855 to find out more.



STANDARD CABINETRY STYLE AND HANDLES



BLACK COSMOS II



CEDAR GLADE II



CHOCOLATE MINT II



MIDNIGHT EMBER



WHICH WAY WILL YOU GO?

We know you love choices. That's why our designers give you so many tempting options. From mild to wild, discriminating to daring, Monaco offers lots of fun ways to go.

- Carpet A
- Dinette B
- Sofa C
- Bedspread D

A	B	C	D



STANDARD CABINETRY STYLE AND HANDLES



BLACK COSMOS II



CEDAR GLADE II



CHOCOLATE MINT II



MIDNIGHT EMBER



WHICH WAY WILL YOU GO?

We know you love choices. That's why our designers give you so many tempting options. From mild to wild, discriminating to daring, Monaco offers lots of fun ways to go.

- Carpet A
- Dinette B
- Sofa C
- Bedspread D

A	B	C	D



THE EXECUTIVE®  
EXTERIOR COLORS, FABRICS AND WOODS



OPTIONAL CABINETRY STYLE AND HANDLES



RALPH LAUREN BLACK PEARL



RALPH LAUREN LANDSDOWN II



RALPH LAUREN WINDERMERE



RALPH LAUREN PACKAGE:

Here's a feast for your senses. Our exclusive Ralph Lauren package offers upgraded features throughout the coach. Because we want your life on the road to be beautiful.

- Upgraded Ralph Lauren Fabrics, Both Living Room and Bedroom
- Upgraded Villa Furniture Featuring 2-Tone Ralph Lauren Fabric/Leather and Villa Dinette Chairs
- Upgraded Galley and Lavatory Faucets
- Upgraded Tumbled Stone Galley/Bath Backsplashes ILO Corian®
- Polished Porcelain 14" x 14" Floor Tile
- Upgraded Carpet
- Additional Decorative Pillows in Ralph Lauren Fabrics
- Upgraded Decorative Lighting
- Detailed Decorative Carved Headboard
- Upgraded Carved Slide-Out Fascia
- Upgraded Oil Rubbed Bronze Knobs and Pulls, Wallpaper and Ceiling Treatments
- Raised Panel Cabinetry Throughout
- Black Microwave

Note: Colors depicted are a reasonable representation though they may not be an exact match of the actual colors due to variances in processing and production. See your dealer for actual fabric and paint chip samples.

THE EXECUTIVE®  
EXTERIOR COLORS, FABRICS AND WOODS



OPTIONAL CABINETRY STYLE AND HANDLES



RALPH LAUREN BLACK PEARL



RALPH LAUREN LANDSDOWN II



RALPH LAUREN WINDERMERE

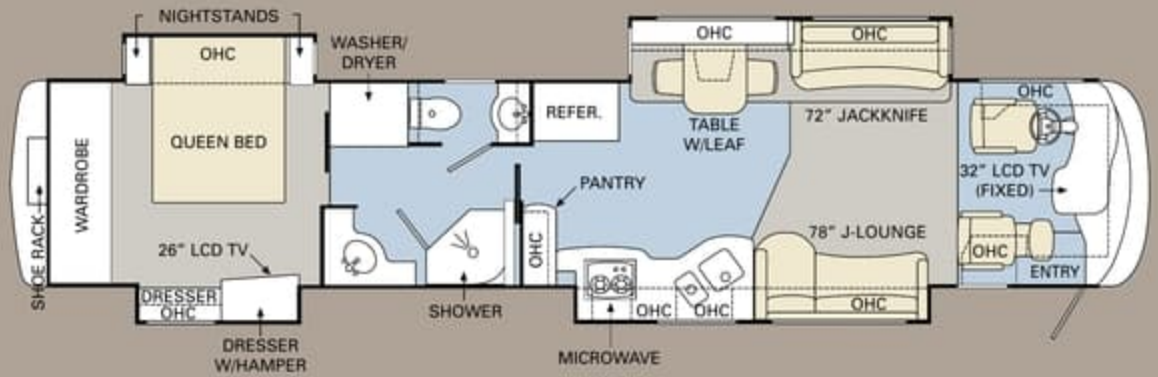


RALPH LAUREN PACKAGE:

Here's a feast for your senses. Our exclusive Ralph Lauren package offers upgraded features throughout the coach. Because we want your life on the road to be beautiful.

- › Upgraded Ralph Lauren Fabrics, Both Living Room and Bedroom
- › Upgraded Villa Furniture Featuring 2-Tone Ralph Lauren Fabric/Leather and Villa Dinette Chairs
- › Upgraded Galley and Lavatory Faucets
- › Upgraded Tumbled Stone Galley/Bath Backsplashes ILO Corian®
- › Polished Porcelain 14" x 14" Floor Tile
- › Upgraded Carpet
- › Additional Decorative Pillows in Ralph Lauren Fabrics
- › Upgraded Decorative Lighting
- › Detailed Decorative Carved Headboard
- › Upgraded Carved Slide-Out Fascia
- › Upgraded Oil Rubbed Bronze Knobs and Pulls, Wallpaper and Ceiling Treatments
- › Raised Panel Cabinetry Throughout
- › Black Microwave

Note: Colors depicted are a reasonable representation though they may not be an exact match of the actual colors due to variances in processing and production. See your dealer for actual fabric and paint chip samples.



VICTORIA IV



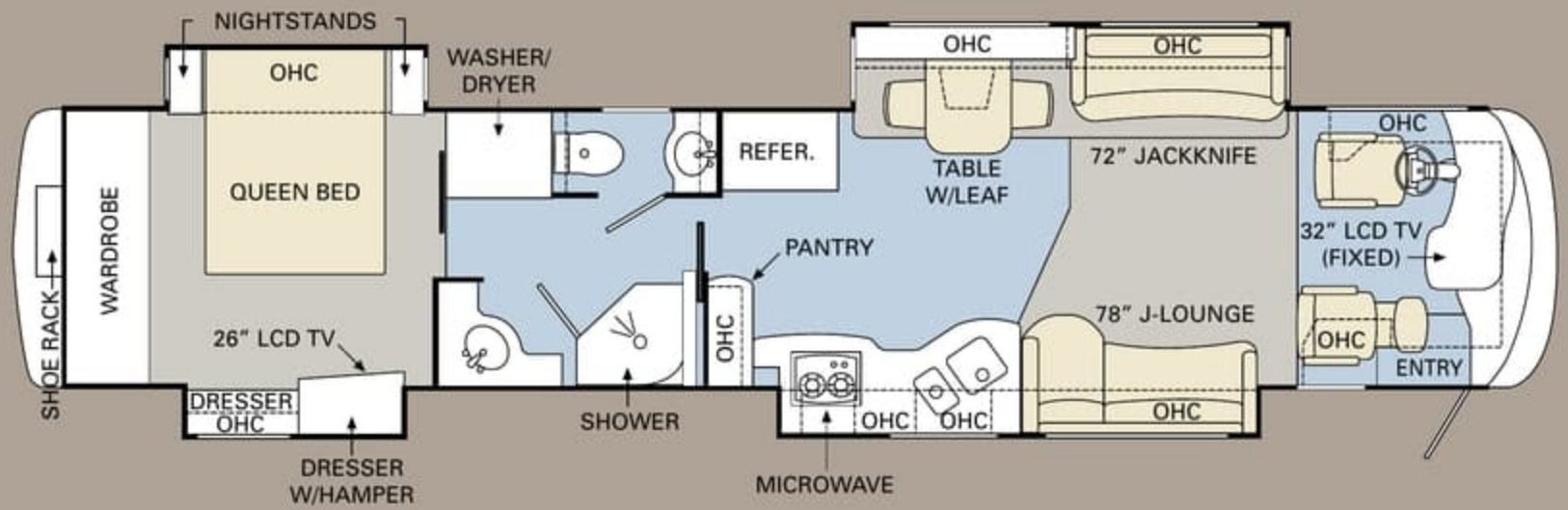
WHITNEY IV

■ TILE ■ CARPET

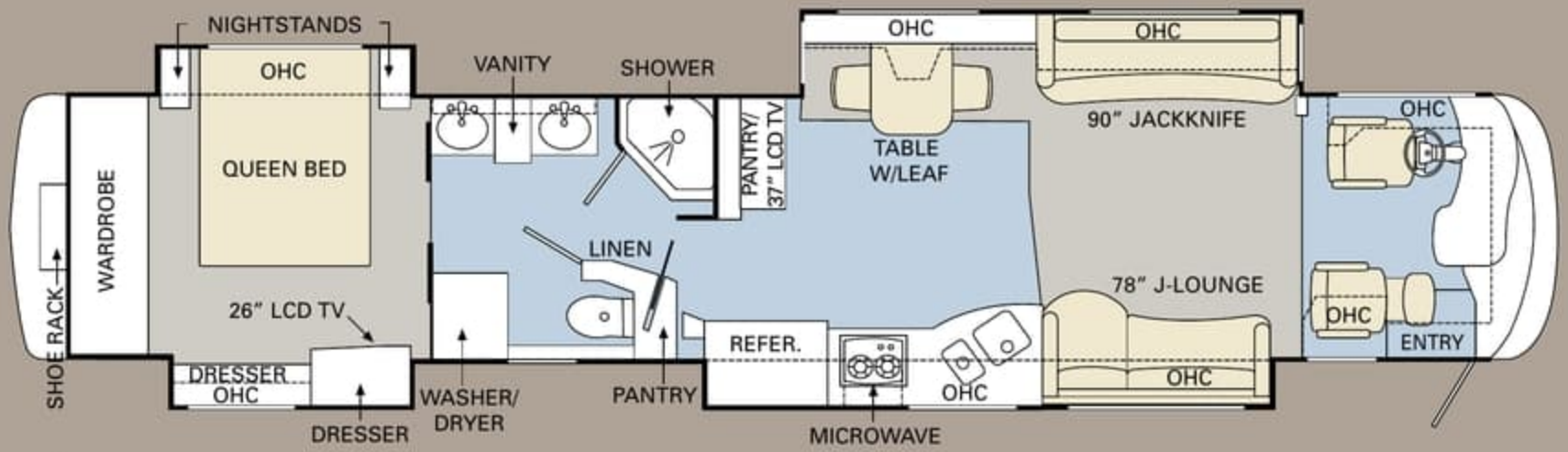
Ready to choose? The Executive for 2008 is available in three large, livable floorplans from 42 to 45 feet. All floorplans are generously equipped with quad slide-outs for the ultimate in spaciousness.

FURNITURE OPTIONS:





VICTORIA IV

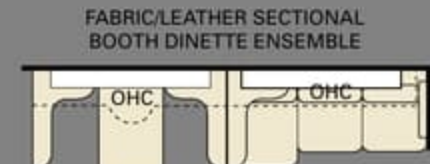


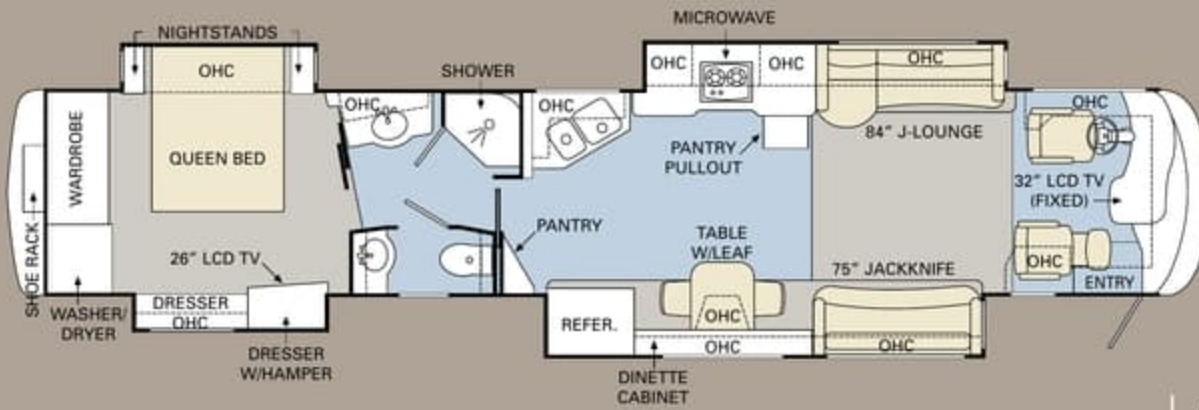
WHITNEY IV

TILE CARPET

Ready to choose? The Executive for 2008 is available in three large, livable floorplans from 42 to 45 feet. All floorplans are generously equipped with quad slide-outs for the ultimate in spaciousness.

FURNITURE OPTIONS:



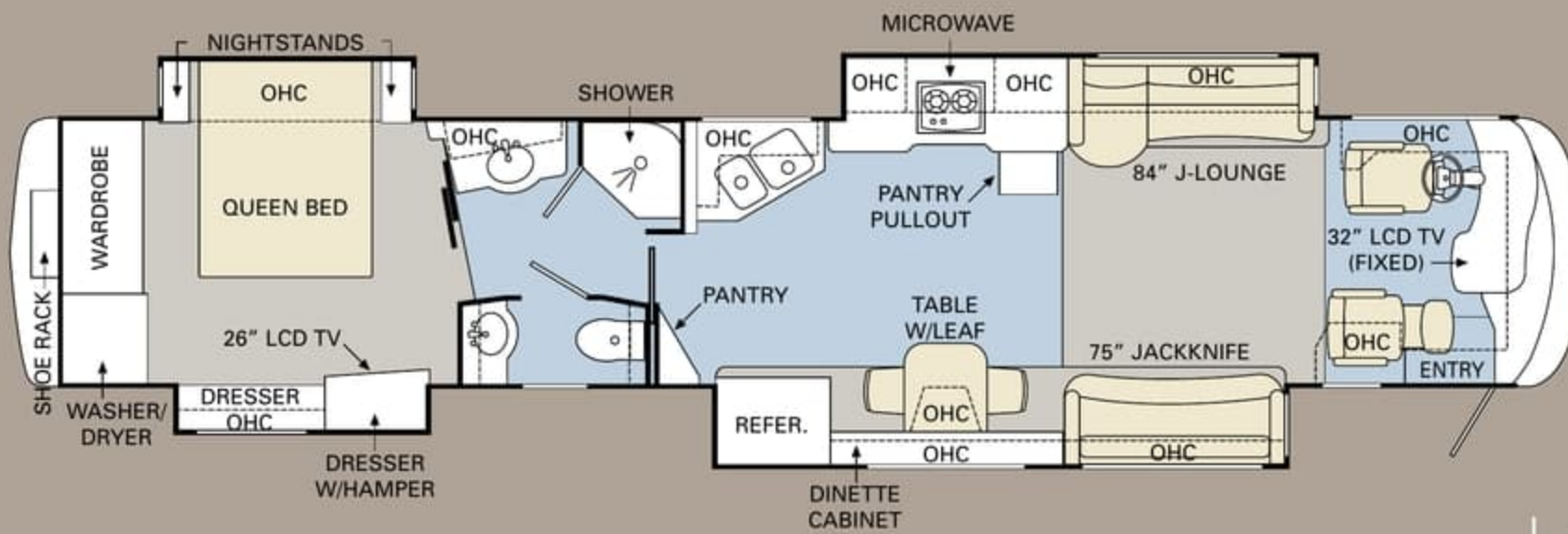


OXFORD IV

ALL ROADS LEAD TO [WWW.MONACOCOACH.COM](http://WWW.MONACOCOACH.COM).

Wherever the road takes you, you're never more than a click away from your friends at Monaco. Just go to [www.monacocoach.com](http://www.monacocoach.com) for all the latest product news, club dates and destinations, a dealer locator function, and factory tour information. You can also e-mail us directly through the site at any time.





OXFORD IV

ALL ROADS LEAD TO [WWW.MONACOCOACH.COM](http://WWW.MONACOCOACH.COM).

Wherever the road takes you, you're never more than a click away from your friends at Monaco. Just go to [www.monacocoach.com](http://www.monacocoach.com) for all the latest product news, club dates and destinations, a dealer locator function, and factory tour information. You can also e-mail us directly through the site at any time.





# SPECIFICATIONS

Due to continuous product improvement, please see the website for the latest in standards and options, specifications, and technical data. *Go to [www.monacocoach.com](http://www.monacocoach.com).*

	Weight Ratings (Lbs.)					Measurements	Wheelbase	Overall Length	Overall Height (with A/O (add 5" for satellite option))	Interior Height	Interior Width	Exterior Width	Tank Capacity (Gals.) <sup>1</sup>				
	Gross Vehicle	Gross Combined <sup>2</sup>	Front Gross Axle	Rear Gross Axle	Tag Axle								Gray Tank	Black Tank	Fresh Tank	LP Tank <sup>3</sup>	Fuel Tank
Victoria IV	50,160	60,160	15,160	23,000	12,000	263"	43' 1"	12' 8"	84"	96"	100.5"	70	40	100	25	150	
Whitney IV	50,160	60,160	15,160	23,000	12,000	283"	44' 10"	12' 8"	84"	96"	100.5"	70	40	100	25	150	
Oxford IV	50,160	60,160	15,160	23,000	12,000	283"	44' 10"	12' 8"	84"	96"	100.5"	70	40	100	25	150	

<sup>1</sup>Towing capacity is limited by GCWR; your vehicle's towing capacity is the difference between the GCWR and the actual vehicle weight, including all water, fuel, passengers and cargo. Your towed vehicle should be equipped with auxiliary brakes if the weight of the towed vehicle exceeds 1,000 lbs. Consult your owner's manual for further towing information.

<sup>2</sup>All tank capacities are estimated based upon calculations provided by the tank manufacturers and represent approximate capacities. The actual "usable capacity" may be greater or less than the estimated capacities based upon fabrication and installation of the tanks.

<sup>3</sup>Actual filled LP capacity is 80% of listing due to safety shut-off required on tank.

The actual overall length of the recreational vehicle may differ from that indicated in the brochure due to variances in the manufacturing process and/or installed components. The actual length may be greater or less than that indicated. Due to the large variety of options and floorplan arrangements available to our customers, actual weights for each unit can differ significantly. Monaco Coach provides a weight sticker on each unit we produce which includes that unit's tank capacities and approximate weight. Consult your local Monaco Coach dealer for unit availability and further information. The information printed in this brochure reflects product design, fabrication, and component parts at the date of printing. The manufacturer reserves the right, at any time, to make changes in product design or material or component specifications as its sole option, without notice. This

includes the substitution of components of a different brand or trade name which will result in comparable performance. All information printed in this brochure is subject to change after the date of printing. Some features shown or mentioned in this brochure are optional and may only be available in selected floorplans. Photographs may show props or decorations that are not standard equipment on Monaco Coach models. Monaco Coach, the Monaco logo and its design, are registered trademarks. All other products and company names are trademarks and/or registered trademarks of their respective holders. While the color of the motorhome's exterior and the interior fabrics depicted in this sales brochure are fair and reasonable depictions, the colors depicted may not be an exact match of the actual colors because of the variances in photo-processing and variances caused by inserting the photographs

within the sales brochure. Due to product improvements, changes during the model year and/or transcription errors that may occur, information represented within this brochure may not be accurate at the time of your purchase. If certain information is significant to your purchasing decision, please confirm the information with your dealer prior to submitting your order. Component part and appliance manufacturers issue limited warranties covering those portions of the recreational vehicle not covered by the Limited Warranties issued by Monaco Coach Corporation. To learn which specific component parts and appliances are excluded from the Limited Warranties issued by Monaco Coach Corporation, please contact your selling dealership or Monaco Coach Corporation directly, or review the warranty packet inside the recreational vehicle.

## BODY CONSTRUCTION

- Heavy-Duty Steel Superstructure with Steel Cage Cockpit Construction
- Seamless One-Piece Molded Crowned Fiberglass Roof
- All-Season Foam Insulated Roof
- Laminated Gel Coat Fiberglass Walls
- Five-Layer Flooring with Two Layers of OSB Flooring
- Deluxe Full-Body Paint (New Graphics with 5 Colors)
- Triple Head Power Controlled Heated Chrome Exterior Mirrors with Turn Indicator Lights
- Halogen Fog Lamps
- Daytime Running Lights
- Recessed Side Docking Lights
- Dual Trumpet Air Horns
- Entry Step Storage
- Insulated Aluminum Baggage Doors with Power Locks
- Lined Pass-Through Storage Compartments
- Interlocking Aluminum Framed Slide-Out Houses
- Storage Bay Slide-Out Tray (Complete Pass-Through)
- Monaco Full-Length Mud Flap with Stainless Steel Logo
- 3M Film Front Mask

## OPTIONS

- Storage Bay Slide-Out Tray (One Side)
- Electric Slide-Out Storage Tray (Complete Pass-Through)



# SPECIFICATIONS

Due to continuous product improvement, please see the website for the latest in standards and options, specifications, and technical data. *Go to [www.monacocoach.com](http://www.monacocoach.com).*

	Weight Ratings (Lbs.)					Measurements	Wheelbase	Overall Length	Overall Height (with A/C) (add 5" for satellite option)	Interior Height	Interior Width	Exterior Width	Tank Capacity (Gal.) <sup>2</sup>				
	Gross Vehicle	Gross Combined <sup>1</sup>	Front Gross Axle	Rear Gross Axle	Tag Axle								Gray Tank	Black Tank	Fresh Tank	LP Tank <sup>3</sup>	Fuel Tank
Victoria IV	50,160	60,160	15,160	23,000	12,000	263"	43' 1"	12' 8"	84"	96"	100.5"	70	40	100	25	150	
Whitney IV	50,160	60,160	15,160	23,000	12,000	283"	44' 10"	12' 8"	84"	96"	100.5"	70	40	100	25	150	
Oxford IV	50,160	60,160	15,160	23,000	12,000	283"	44' 10"	12' 8"	84"	96"	100.5"	70	40	100	25	150	

<sup>1</sup>Towing capacity is limited by GCWR; your vehicle's towing capacity is the difference between the GCWR and the actual vehicle weight, including all water, fuel, passengers and cargo. Your towed vehicle should be equipped with auxiliary brakes if the weight of the towed vehicle exceeds 1,000 lbs. Consult your owner's manual for further towing information.

<sup>2</sup>All tank capacities are estimated based upon calculations provided by the tank manufacturers and represent approximate capacities. The actual "usable capacity" may be greater or less than the estimated capacities based upon fabrication and installation of the tanks.

<sup>3</sup>Actual filled LP capacity is 80% of listing due to safety shut-off required on tank.

The actual overall length of the recreational vehicle may differ from that indicated in the brochure due to variances in the manufacturing process and/or installed components. The actual length may be greater or less than that indicated. Due to the large variety of options and floorplan arrangements available to our customers, actual weights for each unit can differ significantly. Monaco Coach provides a weight sticker on each unit we produce which includes that unit's tank capacities and approximate weight. Consult your local Monaco Coach dealer for unit availability and further information. The information printed in this brochure reflects product design, fabrication, and component parts at the date of printing. The manufacturer reserves the right, at any time, to make changes in product design or material or component specifications as its sole option, without notice. This

includes the substitution of components of a different brand or trade name which will result in comparable performance. All information printed in this brochure is subject to change after the date of printing. Some features shown or mentioned in this brochure are optional and may only be available in selected floorplans. Photographs may show props or decorations that are not standard equipment on Monaco Coach models. Monaco Coach, the Monaco logo and its design, are registered trademarks. All other products and company names are trademarks and/or registered trademarks of their respective holders. While the color of the motorhome's exterior and the interior fabrics depicted in this sales brochure are fair and reasonable depictions, the colors depicted may not be an exact match of the actual colors because of the variances in photo-processing and variances caused by inserting the photographs

within the sales brochure. Due to product improvements, changes during the model year and/or transcription errors that may occur, information represented within this brochure may not be accurate at the time of your purchase. If certain information is significant to your purchasing decision, please confirm the information with your dealer prior to submitting your order. Component part and appliance manufacturers issue limited warranties covering those portions of the recreational vehicle not covered by the Limited Warranties issued by Monaco Coach Corporation. To learn which specific component parts and appliances are excluded from the Limited Warranties issued by Monaco Coach Corporation, please contact your selling dealership or Monaco Coach Corporation directly, or review the warranty packet inside the recreational vehicle.

## BODY CONSTRUCTION

- › Heavy-Duty Steel Superstructure with Steel Cage Cockpit Construction
- › Seamless One-Piece Molded Crowned Fiberglass Roof
- › All-Season Foam Insulated Roof
- › Laminated Gel Coat Fiberglass Walls
- › Five-Layer Flooring with Two Layers of OSB Flooring
- › Deluxe Full-Body Paint (New Graphics with 5 Colors)
- › Triple Head Power Controlled Heated Chrome Exterior Mirrors with Turn Indicator Lights
- › Halogen Fog Lamps
- › Daytime Running Lights
- › Recessed Side Docking Lights
- › Dual Trumpet Air Horns
- › Entry Step Storage
- › Insulated Aluminum Baggage Doors with Power Locks
- › Lined Pass-Through Storage Compartments
- › Interlocking Aluminum Framed Slide-Out Houses
- › Storage Bay Slide-Out Tray (Complete Pass-Through)
- › Monaco Full-Length Mud Flap with Stainless Steel Logo
- › 3M Film Front Mask

## OPTIONS

- › Storage Bay Slide-Out Tray (One Side)
- › Electric Slide-Out Storage Tray (Complete Pass-Through)





## CHASSIS/ENGINE/SUSPENSION

- › Roadmaster S-Series (Lightweight) Semi-Monocoque Chassis (with 3" x 8" Main Rails)
- › Cummins® ISX-525 HP Engine with Allison® 4000 MH 6-Speed World Transmission and Electronic Shifter
- › Torque: (@ 1,300 RPMs) 1,650 lbs./ft. Max. Net
- › Engine Displacement: 912"/ 15.0L
- › Dual Fuel Fill
- › 200 Amp Alternator
- › Rear Axle Ratio: 4.33:1
- › Tires: 295/80R/22.5
- › Polished Aluminum Wheels
- › Full-Cushion Air Glide Suspension with Ten Outboard Mounted Air Bags and Ten Bilstein® Shock Absorbers
- › Automatic Traction Control
- › Anti-Locking Braking System with Front and Rear Disc Brakes
- › Tag Axle with Anti-Lock Braking System
- › Two-Stage Jacobs Engine Brake
- › Pre-Wire for Supplemental Braking System
- › Engine Block Heater with Switch on Dash
- › Automatic Air Leveling System
- › 10,000 Lb. Hitch Receiver and 7/4-Way Trailer Plug

## OPTIONS

- › Hydraulic Leveling System (Replaces Standard Air Leveling System)
- › Dual Leveling Systems (Air/Hydraulic)

## COCKPIT

- › In-Dash Stereo with AM/FM Stereo with Multi-Disc CD Changer
- › Auxiliary Audio Input in Cockpit Area
- › GPS Navigation System with Touchscreen
- › Color Rear Vision System
- › Compass and Temperature Gauge
- › CB Radio Prep (Cable and Antenna)
- › Manual Privacy Drape
- › Power Sunvisors
- › Pilot and Co-Pilot Side Window Manual Sunscreens
- › Power Driver Side Window
- › Adjustable Brake and Accelerator Pedals
- › Lighted VIP Smartwheel® with Controls for Windshield Wipers, ICC, and Cruise Control
- › Cruise Control Light on Dash
- › 6-Way Power Pilot and Co-Pilot Seats with Electric Lumbar and Heat; Electric Sliding Seat Cushion and Memory Capabilities on Pilot Seat; Power Footrest on Co-Pilot Seat

## OPTIONS

- › Power Solar Screens with Blackout Shades
- › Power Cockpit Window Blinds
- › Electric Privacy Drape
- › Electric Cockpit Shades
- › CB Radio
- › XM Satellite Stereo (Requires Subscription)
- › Sirius Satellite Radio System (Requires Subscription)
- › SEE-Vision Coach Monitoring System

## APPLIANCES AND ACCESSORIES

- › 17 Cu. Ft. Four-Door Refrigerator with Raised Panel Doors
- › Recessed High-Output 2-Burner Cooktop with Flush-Mounted Covers
- › Spacesaver Convection Microwave with Touch Control
- › Electric TV Antenna
- › In-Motion Digital Satellite System (Does Not Include Receiver)
- › 32" LCD TV Mounted in Living Area Overhead (N/A on Whitney IV)
- › 37" LCD TV Mounted in Entertainment Center Behind Dinette Area (Whitney IV Only)
- › 26" LCD TV in Bedroom
- › Home Theater System with DVD/CD Player in Living Area
- › Bedroom DVD Player
- › Universal Remote System for Living Area TV

## OPTIONS

- › Residential Refrigerator with Water/Ice Dispenser in Door (Includes 4 Additional Batteries)
- › Combination Washer/Dryer
- › Stackable Washer/Dryer
- › Central Vacuum System
- › Dishwashing Drawer
- › 37" LCD TV in Living Area Overhead (N/A on Whitney IV)
- › 37" LCD TV Mounted in Living Area Ceiling (N/A on Whitney IV)
- › 26" LCD TV in Living Area Overhead (Whitney IV Only)
- › Bedroom Bose® Wave Radio
- › Exterior 32" Sony LCD TV (N/A on Oxford IV)
- › KVH R6 Satellite System



## CHASSIS/ENGINE/SUSPENSION

- › Roadmaster S-Series (Lightweight) Semi-Monocoque Chassis (with 3" x 8" Main Rails)
- › Cummins® ISX-525 HP Engine with Allison® 4000 MH 6-Speed World Transmission and Electronic Shifter
- › Torque: (@ 1,300 RPMs) 1,650 lbs./ft. Max. Net
- › Engine Displacement: 912"/ 15.0L
- › Dual Fuel Fill
- › 200 Amp Alternator
- › Rear Axle Ratio: 4.33:1
- › Tires: 295/80R/22.5
- › Polished Aluminum Wheels
- › Full-Cushion Air Glide Suspension with Ten Outboard Mounted Air Bags and Ten Bilstein® Shock Absorbers
- › Automatic Traction Control
- › Anti-Locking Braking System with Front and Rear Disc Brakes
- › Tag Axle with Anti-Lock Braking System
- › Two-Stage Jacobs Engine Brake
- › Pre-Wire for Supplemental Braking System
- › Engine Block Heater with Switch on Dash
- › Automatic Air Leveling System
- › 10,000 Lb. Hitch Receiver and 7/4-Way Trailer Plug

## OPTIONS

- › Hydraulic Leveling System (Replaces Standard Air Leveling System)
- › Dual Leveling Systems (Air/Hydraulic)

## COCKPIT

- › In-Dash Stereo with AM/FM Stereo with Multi-Disc CD Changer
- › Auxiliary Audio Input in Cockpit Area
- › GPS Navigation System with Touchscreen
- › Color Rear Vision System
- › Compass and Temperature Gauge
- › CB Radio Prep (Cable and Antenna)
- › Manual Privacy Drape
- › Power Sunvisors
- › Pilot and Co-Pilot Side Window Manual Sunscreens
- › Power Driver Side Window
- › Adjustable Brake and Accelerator Pedals
- › Lighted VIP Smartwheel® with Controls for Windshield Wipers, ICC, and Cruise Control
- › Cruise Control Light on Dash
- › 6-Way Power Pilot and Co-Pilot Seats with Electric Lumbar and Heat; Electric Sliding Seat Cushion and Memory Capabilities on Pilot Seat; Power Footrest on Co-Pilot Seat

## OPTIONS

- › Power Solar Screens with Blackout Shades
- › Power Cockpit Window Blinds
- › Electric Privacy Drape
- › Electric Cockpit Shades
- › CB Radio
- › XM Satellite Stereo (Requires Subscription)
- › Sirius Satellite Radio System (Requires Subscription)
- › SEE-Vision Coach Monitoring System

## APPLIANCES AND ACCESSORIES

- › 17 Cu. Ft. Four-Door Refrigerator with Raised Panel Doors
- › Recessed High-Output 2-Burner Cooktop with Flush-Mounted Covers
- › Spacesaver Convection Microwave with Touch Control
- › Electric TV Antenna
- › In-Motion Digital Satellite System (Does Not Include Receiver)
- › 32" LCD TV Mounted in Living Area Overhead (N/A on Whitney IV)
- › 37" LCD TV Mounted in Entertainment Center Behind Dinette Area (Whitney IV Only)
- › 26" LCD TV in Bedroom
- › Home Theater System with DVD/CD Player in Living Area
- › Bedroom DVD Player
- › Universal Remote System for Living Area TV

## OPTIONS

- › Residential Refrigerator with Water/Ice Dispenser in Door (Includes 4 Additional Batteries)
- › Combination Washer/Dryer
- › Stackable Washer/Dryer
- › Central Vacuum System
- › Dishwashing Drawer
- › 37" LCD TV in Living Area Overhead (N/A on Whitney IV)
- › 37" LCD TV Mounted in Living Area Ceiling (N/A on Whitney IV)
- › 26" LCD TV in Living Area Overhead (Whitney IV Only)
- › Bedroom Bose® Wave Radio
- › Exterior 32" Sony LCD TV (N/A on Oxford IV)
- › KVH R6 Satellite System

## INTERIOR

- › Stained or Natural Oak Cabinetry
- › Dinette Wall Cabinet with Corian® Top
- › Built-In Storage Area for Galley Sink Covers
- › Low-Friction Roller Drawer Guides
- › Recessed Ceiling Design
- › High-Gloss Corian® Countertops Throughout
- › Integrated Sinks in Vanity and Galley
- › Backlit, Etched Glass Backsplash in Galley (N/A with Ralph Lauren)
- › Tile Backsplash in Vanity Area
- › Glass Splash Guard at End of Galley Area
- › Day/Night Shades with Blackouts Throughout
- › Mini-Blinds in Galley and Bath
- › Corian® Cutting Board
- › Drawer Organizer in Galley
- › Designer Textured Carpet in Living Area and Bedroom
- › Ceramic Tile Flooring in Galley and Bathroom
- › Ceramic Tile Flooring in Cockpit Area
- › Flat Panel Door for Private Bath
- › Bedspread and Pillows
- › Nightstands with Corian® Countertops
- › Corian® Windowsills in Living Area
- › Recessed Living Area Surround Sound Speakers
- › Satin Nickel Hardware Throughout

## OPTIONS

- › Interior Decors: Chocolate Mint II, Cedar Glade II, Black Cosmos II, Midnight Ember
- › Ralph Lauren Decors: Landsdown II, Black Pearl, Windermere
- › Stained or Natural Cherry, Natural or Spiced Maple
- › Manual Silhouette Shades in Living Room and Dining Area
- › Ceiling Fan in Bedroom
- › Sculptured Carpeting in Living Area
- › Full Tile Living Room Floor
- › Plank Flooring in Galley and Bath
- › Fireplace in Lower Half of TV Cabinet (Whitney IV Only) (N/A with Baseboard Heater Option)
- › Undermounted Glass Sink in Vanity
- › Raised Panel Cabinet Doors
- › Solar Screens with Blackout Shades Throughout (Power in Living Area)

## FURNITURE

- › Legless Side-Slide Corian® Dinette Table with Two Freestanding Dinette Chairs and Two Folding Chairs
- › Fabric Sleeper Sofa with Drawer
- › Leather Sleeper J-Lounge with Drawer
- › Queen Bed with Pillowtop-Hinged Mattress

## OPTIONS (Living Area Furniture Location is Floorplan Dependant)

- › King Bed (72" x 80")
- › Queen Air Mattress with Digital Remote
- › King Air Mattress with Digital Remote
- › Computer Table with Leather Euro-Recliner and Ottoman
- › Leather Hide-A-Bed
- › Leather Hide-A-Bed with Air Mattress
- › Fabric/Leather J-Lounge
- › Fabric/Leather Sectional Booth Dinette Ensemble
- › Two Folding Chairs with Fabric/Leather Sectional Booth Dinette Ensemble

## ELECTRICAL SYSTEMS AND LIGHTS

- › 50 Amp 120/240V Distribution Panel and Power Cord with Quick Disconnect
- › Power Cord Reel
- › Onan® 10.0 kW QD Generator on Power Slide-Out Tray with Auxiliary Start Switch and Automatic Temperature Start
- › 2800 Watt Pure Sine Wave Inverter with Auto Gen Start and Auto Temp Start
- › Halogen Map Lights above Driver/ Passenger Seating
- › Switches for Bed Decorative Lights on Both Sides of Bed
- › Lighted Utility Center
- › Underhood Utility Light
- › 120V Outlet in Private Bath
- › 120V Outlet in Bed Base
- › 120V Receptacles in Outside Storage Compartment
- › Lighted Exterior Storage Compartments
- › Four 6V Deep Cycle House Batteries
- › Two 12V Chassis Batteries
- › Surge Guard Automatic Transfer Switch
- › Multiplex 12V Wiring for Dash/Instrument Panel Gauges and Interior of Coach

## OPTIONS

- › Solar Panel (100 Watt)

## INTERIOR

- › Stained or Natural Oak Cabinetry
- › Dinette Wall Cabinet with Corian® Top
- › Built-In Storage Area for Galley Sink Covers
- › Low-Friction Roller Drawer Guides
- › Recessed Ceiling Design
- › High-Gloss Corian® Countertops Throughout
- › Integrated Sinks in Vanity and Galley
- › Backlit, Etched Glass Backsplash in Galley (N/A with Ralph Lauren)
- › Tile Backsplash in Vanity Area
- › Glass Splash Guard at End of Galley Area
- › Day/Night Shades with Blackouts Throughout
- › Mini-Blinds in Galley and Bath
- › Corian® Cutting Board
- › Drawer Organizer in Galley

- › Designer Textured Carpet in Living Area and Bedroom
- › Ceramic Tile Flooring in Galley and Bathroom
- › Ceramic Tile Flooring in Cockpit Area
- › Flat Panel Door for Private Bath
- › Bedspread and Pillows
- › Nightstands with Corian® Countertops
- › Corian® Windowsills in Living Area
- › Recessed Living Area Surround Sound Speakers
- › Satin Nickel Hardware Throughout

## OPTIONS

- › Interior Decors: Chocolate Mint II, Cedar Glade II, Black Cosmos II, Midnight Ember
- › Ralph Lauren Decors: Landsdown II, Black Pearl, Windermere
- › Stained or Natural Cherry, Natural or Spiced Maple
- › Manual Silhouette Shades in Living Room and Dining Area
- › Ceiling Fan in Bedroom
- › Sculptured Carpeting in Living Area
- › Full Tile Living Room Floor
- › Plank Flooring in Galley and Bath
- › Fireplace in Lower Half of TV Cabinet (Whitney IV Only) (N/A with Baseboard Heater Option)
- › Undermounted Glass Sink in Vanity
- › Raised Panel Cabinet Doors
- › Solar Screens with Blackout Shades Throughout (Power in Living Area)

## FURNITURE

- › Legless Side-Slide Corian® Dinette Table with Two Freestanding Dinette Chairs and Two Folding Chairs
- › Fabric Sleeper Sofa with Drawer
- › Leather Sleeper J-Lounge with Drawer
- › Queen Bed with Pillowtop-Hinged Mattress

## OPTIONS (Living Area Furniture Location is Floorplan Dependant)

- › King Bed (72" x 80")
- › Queen Air Mattress with Digital Remote
- › King Air Mattress with Digital Remote
- › Computer Table with Leather Euro-Recliner and Ottoman
- › Leather Hide-A-Bed
- › Leather Hide-A-Bed with Air Mattress
- › Fabric/Leather J-Lounge
- › Fabric/Leather Sectional Booth Dinette Ensemble
- › Two Folding Chairs with Fabric/Leather Sectional Booth Dinette Ensemble

## ELECTRICAL SYSTEMS AND LIGHTS

- › 50 Amp 120/240V Distribution Panel and Power Cord with Quick Disconnect
- › Power Cord Reel
- › Onan® 10.0 kW QD Generator on Power Slide-Out Tray with Auxiliary Start Switch and Automatic Temperature Start
- › 2800 Watt Pure Sine Wave Inverter with Auto Gen Start and Auto Temp Start
- › Halogen Map Lights above Driver/ Passenger Seating
- › Switches for Bed Decorative Lights on Both Sides of Bed
- › Lighted Utility Center

- › Underhood Utility Light
- › 120V Outlet in Private Bath
- › 120V Outlet in Bed Base
- › 120V Receptacles in Outside Storage Compartment
- › Lighted Exterior Storage Compartments
- › Four 6V Deep Cycle House Batteries
- › Two 12V Chassis Batteries
- › Surge Guard Automatic Transfer Switch
- › Multiplex 12V Wiring for Dash/Instrument Panel Gauges and Interior of Coach

## OPTIONS

- › Solar Panel (100 Watt)



## PLUMBING AND LP SYSTEMS

- Central Water Filtration System in Service Bay
- Manabloc Water System for Entire Coach
- Insulated Systems Compartment with Easy Access to Hook-Up
- Water Pump Switch in Galley, Bathroom, and Service Bay
- China Toilet
- Super Service Center
- Corian® Shower with Accent Tile in Walls and Corian® Shower Caddy
- Shower Head Shut-Off
- RV Sani-Con Tank Drainage System
- Black and Gray Holding Tank Rinsing System
- Outside Faucet with Hot and Cold Water
- Power Water Hose Reel
- Soap Dispenser in Galley
- Fresh Water Tank with Auto Shut-Off and Auto Fill

### OPTIONS

- Ozone Water Filter at Kitchen Sink
- Insta-Hot® Water System
- Bathtub

## HEATING, VENTS AND AIR CONDITIONING

- Aqua-Hot® Heating System
- Three Low-Profile Ducted 15M BTU Roof Air Conditioners with Wall Thermostat and Heat Pump
- Electronic AC/Heat Climate Control
- System Center Defrost Vents
- 12V Attic Fan with Wall Thermostat in Bathroom, Private Lavatory and Galley

### OPTIONS

- One Low-Profile 110V Baseboard Heater

## WINDOWS, DOORS AND AWNINGS

- Flush-Mounted Radius Dual Pane Safety Glass Dark Tinted Windows
- Front Entry Door with Air Seal, Removable Top Screen
- Keyless Remote Entry System with Pocket Remote
- Topper Awnings on Slide-Out Houses
- Carefree® Manual Window Awnings
- Roof-Mounted Girard® Patio Awning

### OPTIONS

- Girard® Automatic Front Door Awning
- Girard® Roof-Mounted Automatic Rear Patio Awning
- Girard® Window Awnings on All Slide-Out House Windows

## SAFETY

- Back-Up Alarm
- Fire Extinguisher
- Deadbolt Lock on Entrance Door
- Lighted Interior and Exterior Grab Handles
- 120V GFI Protected Circuit
- LP Gas Detector
- Smoke Detector
- Flush-Mounted Carbon Monoxide Detector
- Integrated Pilot and Co-Pilot Three-Point Seat Belts
- Third Brake Safety Light
- Egress Window

### OPTIONS

- Security Safe
- Deluxe Security Alarm System
- Collision Avoidance System



## PLUMBING AND LP SYSTEMS

- › Central Water Filtration System in Service Bay
- › Manabloc Water System for Entire Coach
- › Insulated Systems Compartment with Easy Access to Hook-Up
- › Water Pump Switch in Galley, Bathroom, and Service Bay
- › China Toilet
- › Super Service Center
- › Corian® Shower with Accent Tile in Walls and Corian® Shower Caddy
- › Shower Head Shut-Off
- › RV Sani-Con Tank Drainage System
- › Black and Gray Holding Tank Rinsing System
- › Outside Faucet with Hot and Cold Water
- › Power Water Hose Reel
- › Soap Dispenser in Galley
- › Fresh Water Tank with Auto Shut-Off and Auto Fill

### OPTIONS

- › Ozone Water Filter at Kitchen Sink
- › Insta-Hot® Water System
- › Bathtub

## HEATING, VENTS AND AIR CONDITIONING

- › Aqua-Hot® Heating System
- › Three Low-Profile Ducted 15M BTU Roof Air Conditioners with Wall Thermostat and Heat Pump
- › Electronic AC/Heat Climate Control
- › System Center Defrost Vents
- › 12V Attic Fan with Wall Thermostat in Bathroom, Private Lavatory and Galley

### OPTIONS

- › One Low-Profile 110V Baseboard Heater

## WINDOWS, DOORS AND AWNINGS

- › Flush-Mounted Radius Dual Pane Safety Glass Dark Tinted Windows
- › Front Entry Door with Air Seal, Removable Top Screen
- › Keyless Remote Entry System with Pocket Remote
- › Topper Awnings on Slide-Out Houses
- › Carefree® Manual Window Awnings
- › Roof-Mounted Girard® Patio Awning

### OPTIONS

- › Girard® Automatic Front Door Awning
- › Girard® Roof-Mounted Automatic Rear Patio Awning
- › Girard® Window Awnings on All Slide-Out House Windows

## SAFETY

- › Back-Up Alarm
- › Fire Extinguisher
- › Deadbolt Lock on Entrance Door
- › Lighted Interior and Exterior Grab Handles
- › 120V GFI Protected Circuit
- › LP Gas Detector
- › Smoke Detector
- › Flush-Mounted Carbon Monoxide Detector
- › Integrated Pilot and Co-Pilot Three-Point Seat Belts
- › Third Brake Safety Light
- › Egress Window

### OPTIONS

- › Security Safe
- › Deluxe Security Alarm System
- › Collision Avoidance System

## BEING DIFFERENT MAKES ALL THE DIFFERENCE.

At Monaco, we always strive to be the best. And that means thinking outside the box. Giving you more of what you want in an RV. Like our exclusive Roadmaster chassis. Three factory-owned service centers. And programs like Monaco Financial Services and 24/7 roadside assistance. No other manufacturer can match Monaco's offerings. No one even comes close. Why not discover the difference for yourself? Go Monaco.

*"No other manufacturer can match  
Monaco's offerings. No one even comes close."*



[www.monacodifferent.com](http://www.monacodifferent.com) | 877-252-4666

DEALER:



MONACO™

DRIVING YOUR DREAM.

91320 Coburg Industrial Way, Coburg, OR 97408 | 800 634-0855

[www.monacocoach.com](http://www.monacocoach.com)

Monaco Coach Corporation is listed on the NYSE under the listing MNC. | 0057 NPN: BROMEXE

## BEING DIFFERENT MAKES ALL THE DIFFERENCE.

At Monaco, we always strive to be the best. And that means thinking outside the box. Giving you more of what you want in an RV. Like our exclusive Roadmaster chassis. Three factory-owned service centers. And programs like Monaco Financial Services and 24/7 roadside assistance. No other manufacturer can match Monaco's offerings. No one even comes close. Why not discover the difference for yourself? Go Monaco.

**“No other manufacturer can match Monaco's offerings. No one even comes close.”**



[www.monacodifferent.com](http://www.monacodifferent.com) | 877-252-4666

DEALER:



MONACO®

DRIVING YOUR DREAM.

91320 Coburg Industrial Way, Coburg, OR 97408 | 800 634-0855

[www.monacocoach.com](http://www.monacocoach.com)