



INTERNATIONAL TRAILERS: 10 FLOORPLANS, 16' – 28'

The Airstream International line redefines upscale and contemporary sleek sophistication. For designer styling as unique as you are, choose from two breathtaking interior decors.

From award winning architect and designer Christopher C. Deam, comes the Signature Series CCD. Inspired by the desire to visually echo the reflective exterior, this design combines a polished aluminum interior with luxurious

Wenge laminate. The effect is to open up the trailer to as much light as possible reflecting off the polished surfaces and creating a high contrast feast for the senses. Intuitive floorplans and spatial design do away with any sense of clutter without sacrificing charm. Modern color options and fabric choices complement the high contrast aluminum and laminate elements, creating a subtle but magical connection between the exterior and interior space.

▼ 25' International FB galley with Signature Series interior



▲ 25' International SS lounge with Ocean Breeze interior

▲ 25' International SS back to front view with Ocean Breeze Interior

For those who crave the oceanside experience, the International is also available in the light and airy Ocean Breeze decor. Offering watery, oceanic colors and a delightfully peaceful aura, you'll swear you can almost hear the sounds of surf every time you step inside.

Both styling packages feature "vista view" and panoramic windows, truly bringing the outside in. At night, strategically-placed recessed halogen lighting sparkles like starlight across the interior aluminum skin. Every color, shape, surface, and texture contribute to an atmosphere of relaxed modernism, with the perfect balance of luxury and streamlined efficiency that give this series its unmatched international flair that follows wherever the road takes you.

INTERNATIONAL TECHNICAL SPECIFICATIONS

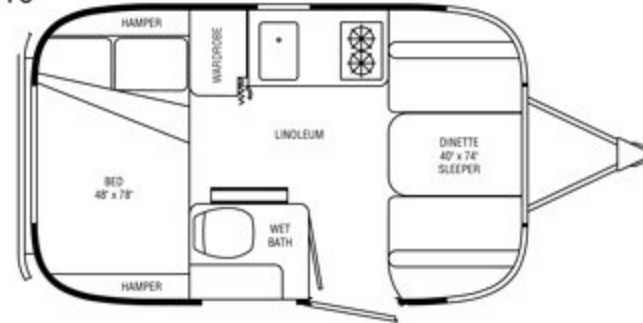
| | 16 | 19 | 23 | 25SS | 25FB | 27FB | 28 |
|--|------------|--------|--------|--------|--------|--------|--------|
| Exterior Length | 16'7" | 19'2" | 23' | 25'11" | 25'11" | 28' | 27'11" |
| Width Exterior | 8' | 8' | 8' | 8'5.5" | 8'5.5" | 8'5.5" | 8'5.5" |
| Width Interior | 7'7" | 7'7" | 7'7" | 8'1" | 8'1" | 8'1" | 8'1" |
| Height Exterior w/A/C | 8'8" | 8'9" | 8'9" | 8'11" | 8'11" | 8'11" | 8'11" |
| Height Interior w/A/C | 9'4" | 9'5" | 9'5" | 9'7" | 9'7" | 9'7" | 9'7" |
| Hitch Ball Height | 18" | 17.25" | 17.75" | 17.75" | 17.75" | 17.75" | 17.75" |
| Hitch Weight w/o Options or Variable Weight | 430 | 510 | 700 | 740 | 820 | 790 | 880 |
| UBW (Unit Base Weight) | 2,825 | 3,575 | 4,695 | 5,145 | 5,410 | 5,813 | 5,440 |
| NCC (Net Carrying Capacity) w/o Options Fluids or Cargo | 1,475 | 925 | 1,305 | 1,855 | 1,890 | 1,787 | 1,860 |
| GVWR (Gross Vehicle Weight Rating) | 4,300 | 4,500 | 6,000 | 7,000 | 7,300 | 7,600 | 7,300 |
| Water Tank w/Drain Valve | 23 | 23 | 30 | 39 | 39 | 39 | 39 |
| Blackwater Tank (gal) | N/A | 18 | 18 | 18 | 39 | 39 | 35 |
| Graywater Tank (gal) | N/A | 21 | 21 | 39 | 37 | 37 | 37 |
| Combination Black & Gray Tank | 21 | N/A | N/A | N/A | N/A | N/A | N/A |
| Water Heater (gal) w/Electronic Ignition | 6 | 6 | 6 | 6 | 6 | 6 | 6 |
| A/C w/Heat | OPT 11,000 | 13,500 | 13,500 | 13,500 | 13,500 | 13,500 | 13,500 |
| Furnace w/Electric Ignition (BTU) | 12,000 | 16,000 | 25,000 | 25,000 | 25,000 | 25,000 | 30,000 |
| LPG (lbs) (2 Steel Tanks) | 40 | 60 | 60 | 60 | 60 | 60 | 60 |
| Deep Cycle Group | 1 | 2 | 2 | 2 | 2 | 2 | 2 |
| Sleeping Capacity | 3-4 | 3-4 | 4-5 | 5-6 | 4 | 4 | 5 |

DECORS

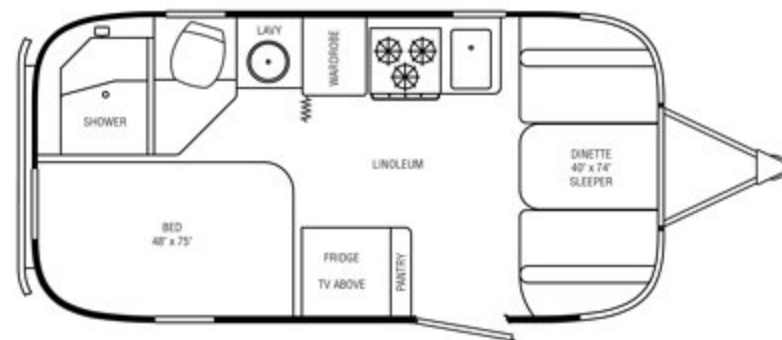
- OCEAN BREEZE
- CILANTRO
- PAPRIKA

INTERNATIONAL FLOORPLANS

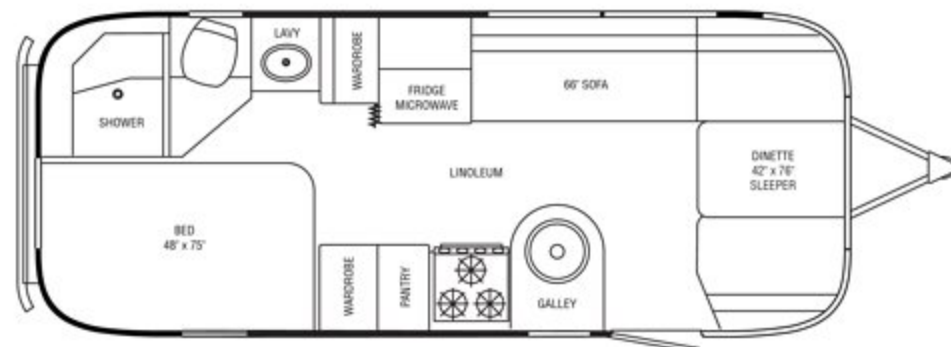
16' INTERNATIONAL TRAILER
16



19' INTERNATIONAL BAMBI TRAILER

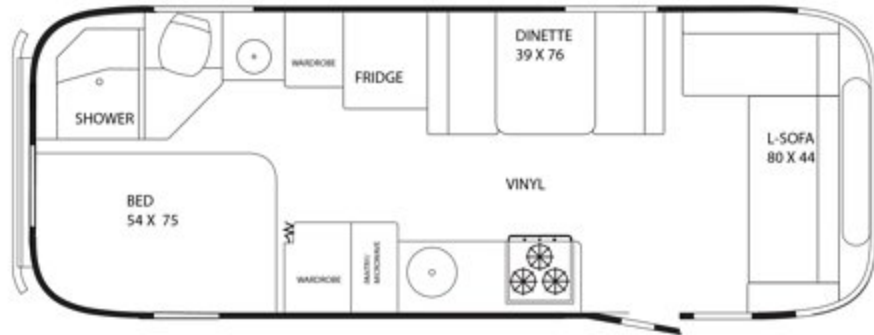


23' INTERNATIONAL TRAILER



Please visit www.airstream.com to see a full set of model specifications, floorplans, features and options, and to find your nearest Airstream dealer.

25' SS INTERNATIONAL TRAILER

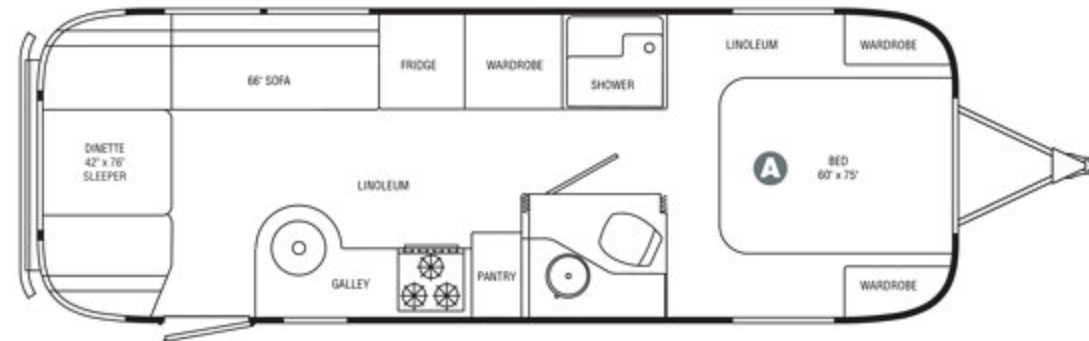


25' FB INTERNATIONAL TRAILER



27 fb

27' FB INTERNATIONAL TRAILER

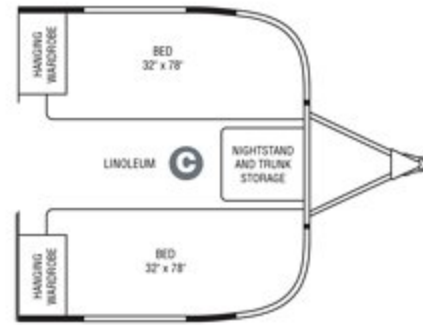
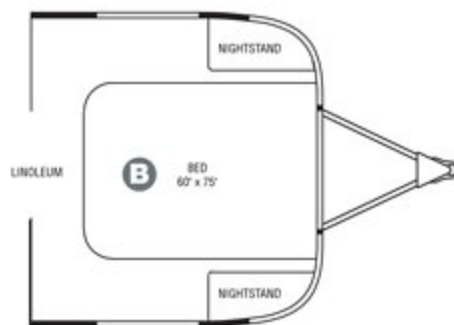


The 27' FB International offers three bedroom floorplan options:

- A** A queen size bed with two wardrobes
- B** A queen size bed with two nightstands, shown with optional panoramic windows
- C** Or two twin size beds with nightstand and trunk storage, shown with optional panoramic windows

The 25' FB International offers two bedroom floorplan options:

- A** A queen size bed with night stand and wardrobe with drawers
- B** Or two twin size beds with nightstand and trunk storage



28' INTERNATIONAL TRAILER

