



 **DIPLOMAT**
2009

"This is our time."



MONACO

DRIVING YOUR DREAM.





 **DIPLOMAT[®]**
2009

"This is our time."



MONACO[®]

DRIVING YOUR DREAM.





READY, SET, LIVE.

You've worked hard to get here. Now it's your turn to kick back and enjoy life — with a 2009 Diplomat. This magnificent coach has all the luxuries you deserve. Plush Ultraleather™ captain's chairs. A spectacular new 37" flatscreen LCD television (38PDQ, 41SKQ). Polished Corian® surfaces. Ceramic tile flooring with beautiful new accents. Even a bigger, better A/C system for bonus summer cooling. Oh, and did we mention the optional high-definition cinema package? *Now you're ready to start living.*





READY, SET, LIVE.

You've worked hard to get here. Now it's your turn to kick back and enjoy life — with a 2009 Diplomat. This magnificent coach has all the luxuries you deserve. Plush Ultraleather™ captain's chairs. A spectacular new 37" flatscreen LCD television (38PDQ, 41SKQ). Polished Corian® surfaces. Ceramic tile flooring with beautiful new accents. Even a bigger, better A/C system for bonus summer cooling. Oh, and did we mention the optional high-definition cinema package? *Now you're ready to start living.*





415KQ | NEWPORT CHERRY | ELECTRIC AVENUE



MONACO®

DRIVING YOUR DREAM

Raising kids. Working weekends. Walking the dog at 6 a.m. Haven't you earned some time just for you? You bet you have. And the 2009 Diplomat is your ticket to ride. Just imagine all the places you could go — Monument Valley, the Creole Nature Trail, Bryce Canyon, the Upper Peninsula...the possibilities are endless. Have you been trout fishing yet in Paradise Valley, Montana? Or walked the shores of Georgia's colonial coast? If not, you'd better get going. Because this is your time. And this is your coach.



monacoveh.com



41SKQ | NEWPORT CHERRY | ELECTRIC AVENUE



MONACO®

DRIVING YOUR DREAM.

Raising kids. Working weekends. Walking the dog at 6 a.m. Haven't you earned some time just for you? You bet you have. And the 2009 Diplomat is your ticket to ride. Just imagine all the places you could go — Monument Valley, the Creole Nature Trail, Bryce Canyon, the Upper Peninsula...the possibilities are endless. Have you been trout fishing yet in Paradise Valley, Montana? Or walked the shores of Georgia's colonial coast? If not, you'd better get going. Because this is your time. And this is your coach.



monacocoach.com



YOU'VE EARNED IT.

After a long day of having too much fun, you deserve a good night's rest. Say hello to the Diplomat's master suite. Here you'll find everything you need and then some — a sumptuous queen-sized bed, a gorgeous new 26" LCD TV with remote (and optional DVD player), solid surface nightstands, designer carpeting, and day/night pleated blackout shades. In the bathroom, the niceties continue with a one-piece fiberglass shower, solid surface countertops, and an integrated lavatory sink (two in the 38PDQ!).





YOU'VE EARNED IT.

After a long day of having too much fun, you deserve a good night's rest. Say hello to the Diplomat's master suite. Here you'll find everything you need and then some — a sumptuous queen-sized bed, a gorgeous new 26" LCD TV with remote (and optional DVD player), solid surface nightstands, designer carpeting, and day/night pleated blackout shades. In the bathroom, the niceties continue with a one-piece fiberglass shower, solid surface countertops, and an integrated lavatory sink (two in the 38PDQ!).





ELECTRIC AVENUE

ALASKA NEWPORT GERRY



ELECTRIC AVENUE

415KQ | NEWPORT CHERRY

ELECTRIC AVENUE



LUNAR ECLIPSE



NEWPORT CHERRY



CHAMPAGNE SELECT



ELECTRIC AVENUE



LUNAR ECLIPSE



NEWPORT CHERRY



CHAMPAGNE SELECT



NOW FOR THE HARD PART.

Choosing the Diplomat was easy. Now, it's time to make it your own. For 2009, our designers are pleased to present a stunning array of standard and optional decors and cabinetry styles. But don't worry. Even if you end up flipping a coin, you always win with Monaco.

THOROUGHbred II



- Carpet A
- Dinette B
- Sofa C
- Bedsread D



Note: Colors depicted are a reasonable representation though they may not be an exact match of the actual colors due to variances in processing and production. See your dealer for actual fabric and paint chip samples.

NOW FOR THE HARD PART.

Choosing the Diplomat was easy. Now, it's time to make it your own. For 2009, our designers are pleased to present a stunning array of standard and optional decors and cabinetry styles. But don't worry. Even if you end up flipping a coin, you always win with Monaco.

THOROUGHbred II



- Carpet A
- Dinette B
- Sofa C
- Bedsread D

A	B	C	D

Note: Colors depicted are a reasonable representation though they may not be an exact match of the actual colors due to variances in processing and production. See your dealer for actual fabric and paint chip samples.



ROADMASTER RR8R RAISED RAIL CHASSIS

1 A steel cage cockpit gives the Roadmaster chassis incomparable strength and safety in the front of the coach.

2 Every Roadmaster chassis features a steel firewall for added protection in the cockpit.

3 The main rails feature an exclusive raised rail design which provides for larger full pass-through storage bays with flush floors. Other highlights include a 3/8" thick frame rail — compared to the 1/4" of other manufacturers — and a stacked aluminum intercooler and radiator for optimum heat transfer and cooling.

4 Dual fuel fill allows you to fill the tank from either side of the coach, for greater convenience and flexibility at the pump.

5 The steel truss system is engineered as part of the chassis and provides outstanding strength and rigidity plus pass-through storage. In addition, the structure is pre-primed and coated with a rust-inhibiting paint.

6 Cushion Air Glide Suspension with Eight Outboard-Mounted Air Bags and Eight Shock Absorbers

Monitored leveling sensors continually adjust the air pressure at each axle to maintain a level ride and eliminate nosediving, weight transfer, and floating on curved roads. This system also stabilizes the coach on uneven surfaces.

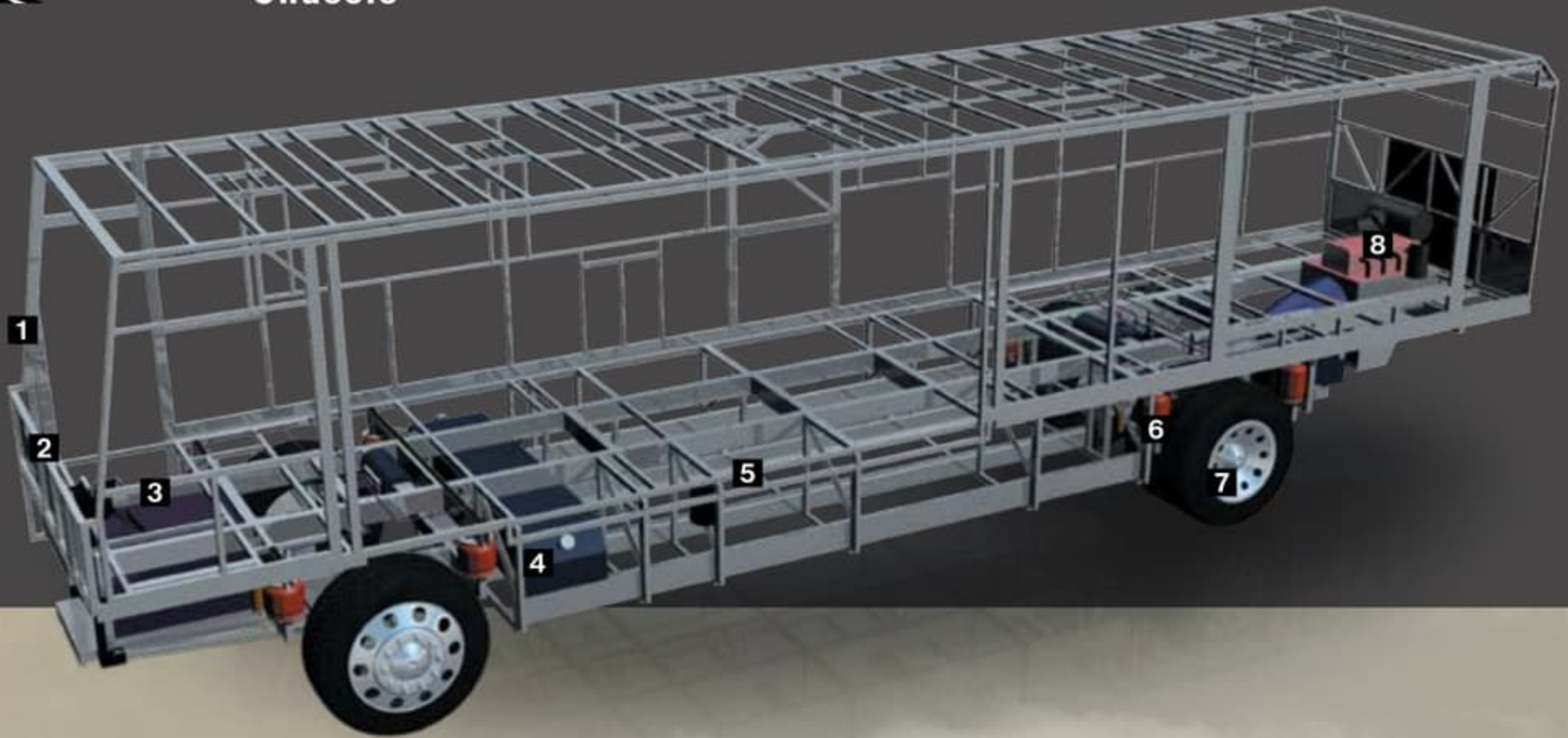
7 Automatic Traction Control (ATC) eliminates wheel slippage in slick conditions and heightens control. The Anti-Lock Braking System (ABS) gives you superior stopping power, especially on steep grades. Together, these sophisticated systems offer the very best safety on the road.

8 Allison® 3000 MH 6-Speed World Transmission and electronic shifter.

The three-point engine mounting system lowers the coach's center of gravity and reduces the amount of vibration that reaches the coach. The mounting also makes the engine easier to service.

A 10,000 lb. tow hitch rating is the highest in its class.





ROADMASTER RR8R RAISED RAIL CHASSIS

1 A steel cage cockpit gives the Roadmaster chassis incomparable strength and safety in the front of the coach.

2 Every Roadmaster chassis features a steel firewall for added protection in the cockpit.

3 The main rails feature an exclusive raised rail design which provides for larger full pass-through storage bays with flush floors. Other highlights include a 3/8" thick frame rail — compared to the 1/4" of other manufacturers — and a stacked aluminum intercooler and radiator for optimum heat transfer and cooling.

4 Dual fuel fill allows you to fill the tank from either side of the coach, for greater convenience and flexibility at the pump.

5 The steel truss system is engineered as part of the chassis and provides outstanding strength and rigidity plus pass-through storage. In addition, the structure is pre-primed and coated with a rust-inhibiting paint.

6 Cushion Air Glide Suspension with Eight Outboard-Mounted Air Bags and Eight Shock Absorbers

Monitored leveling sensors continually adjust the air pressure at each axle to maintain a level ride and eliminate nosediving, weight transfer, and floating on curved roads. This system also stabilizes the coach on uneven surfaces.

7 Automatic Traction Control (ATC) eliminates wheel slippage in slick conditions and heightens control. The Anti-Lock Braking System (ABS) gives you superior stopping power, especially on steep grades. Together, these sophisticated systems offer the very best safety on the road.

8 Allison® 3000 MH 6-Speed World Transmission and electronic shifter.

The three-point engine mounting system lowers the coach's center of gravity and reduces the amount of vibration that reaches the coach. The mounting also makes the engine easier to service.

A 10,000 lb. tow hitch rating is the highest in its class.



THE DIFFERENCE IS IN THE DETAILS.

Take the wheel of a luxury motorhome, and you're taking the wheel of the chassis it rides on. That's why the Diplomat rides exclusively on a Roadmaster chassis that is custom built to deliver the very best diesel motorhome experience. Roadmaster's construction utilizes advanced design and engineering to distribute stress evenly throughout the entire chassis, reducing the possibility of twisting and increasing durability and reliability. The Cushion Air Glide suspension system features eight outboard-mounted air bags and eight shock absorbers, and the system is supported by the largest ping tanks in the industry. It's the ultimate foundation for a luxury ride.



The Diplomat features a gutsy standard Cummins® ISL 400 diesel engine.

WARRANTIES

12 MONTH/24,000 MILE basic limited warranty

5 YEAR/50,000 MILE limited warranty on aluminum or steel frame structure of sidewall, roof, front and rear cap

3 YEAR/50,000 MILE limited warranty on Roadmaster chassis

See owner's manual for complete details.

ROOF CONSTRUCTION

(top to bottom)


- One-piece peaked fiberglass roof
- Luaun backing
- Thick, tapered bead foam insulation
- Aluminum double I-beam superstructure filled with fiberglass insulation
- Vapor barrier
- Structure foam: thermal insulative barrier
- 1/2" bead foam insulation
- Foam padding for extra insulation
- Padded vinyl ceiling



FLOOR CONSTRUCTION

(top to bottom)

- Structurwood™
- 1-1/2" tube
- High-performance thermal insulation foam
- Luaun
- 3-ply backer



THE DIFFERENCE IS IN THE DETAILS.

Take the wheel of a luxury motorhome, and you're taking the wheel of the chassis it rides on. That's why the Diplomat rides exclusively on a Roadmaster chassis that is custom built to deliver the very best diesel motorhome experience. Roadmaster's construction utilizes advanced design and engineering to distribute stress evenly throughout the entire chassis, reducing the possibility of twisting and increasing durability and reliability. The Cushion Air Glide suspension system features eight outboard-mounted air bags and eight shock absorbers, and the system is supported by the largest ping tanks in the industry. It's the ultimate foundation for a luxury ride.



The Diplomat features a gutsy standard Cummins[®] ISL 400 diesel engine.


WARRANTIES

12 MONTH/24,000 MILE basic limited warranty
 5 YEAR/50,000 MILE limited warranty on aluminum or steel frame structure of sidewall, roof, front and rear cap
 3 YEAR/50,000 MILE limited warranty on Roadmaster chassis
 See owner's manual for complete details.

ROOF CONSTRUCTION

(top to bottom)


- One-piece peaked fiberglass roof
- Luaun backing
- Thick, tapered bead foam insulation
- Aluminum double I-beam superstructure filled with fiberglass insulation
- Vapor barrier
- Structure foam: thermal insulative barrier
- 1/2" bead foam insulation
- Foam padding for extra insulation
- Padded vinyl ceiling

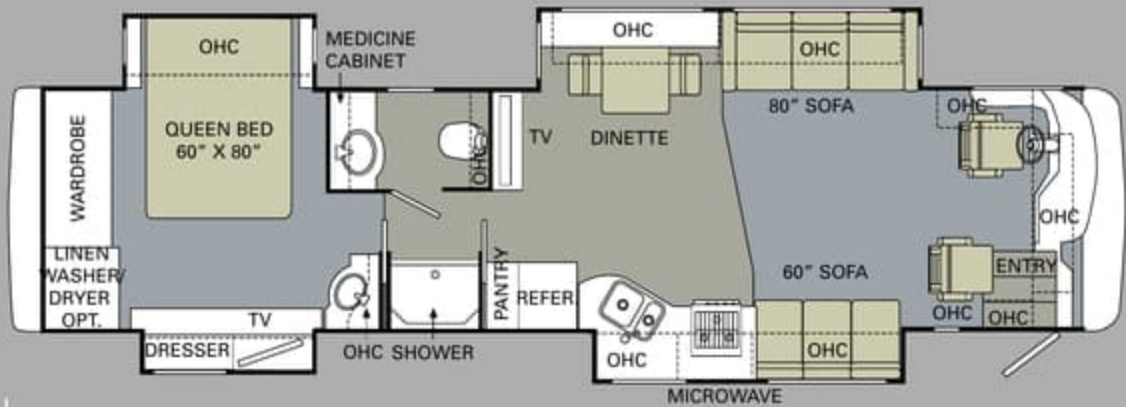


FLOOR CONSTRUCTION

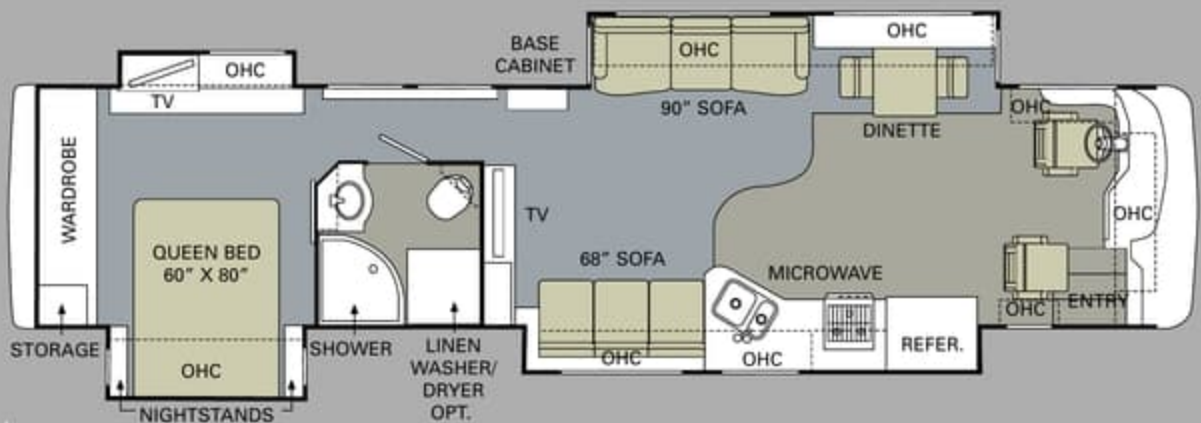
(top to bottom)

- Structurwood[™]
- 1-1/2" tube
- High-performance thermal insulation foam
- Luaun
- 3-ply backer





38PDQ



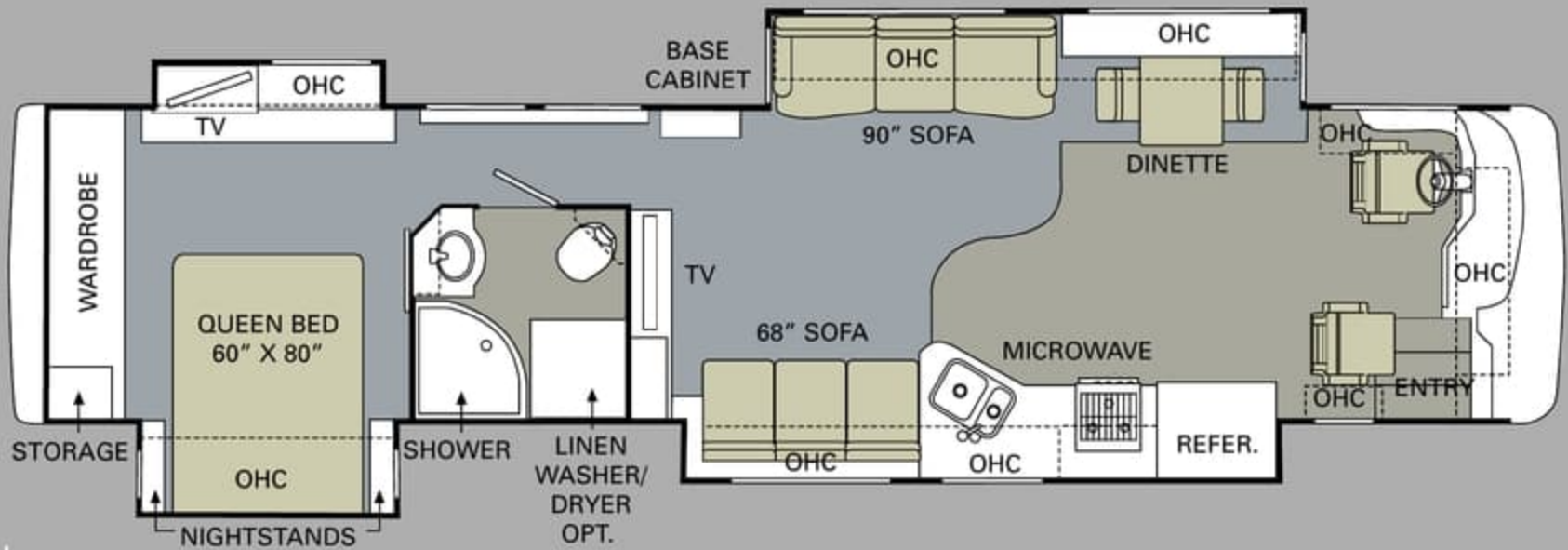
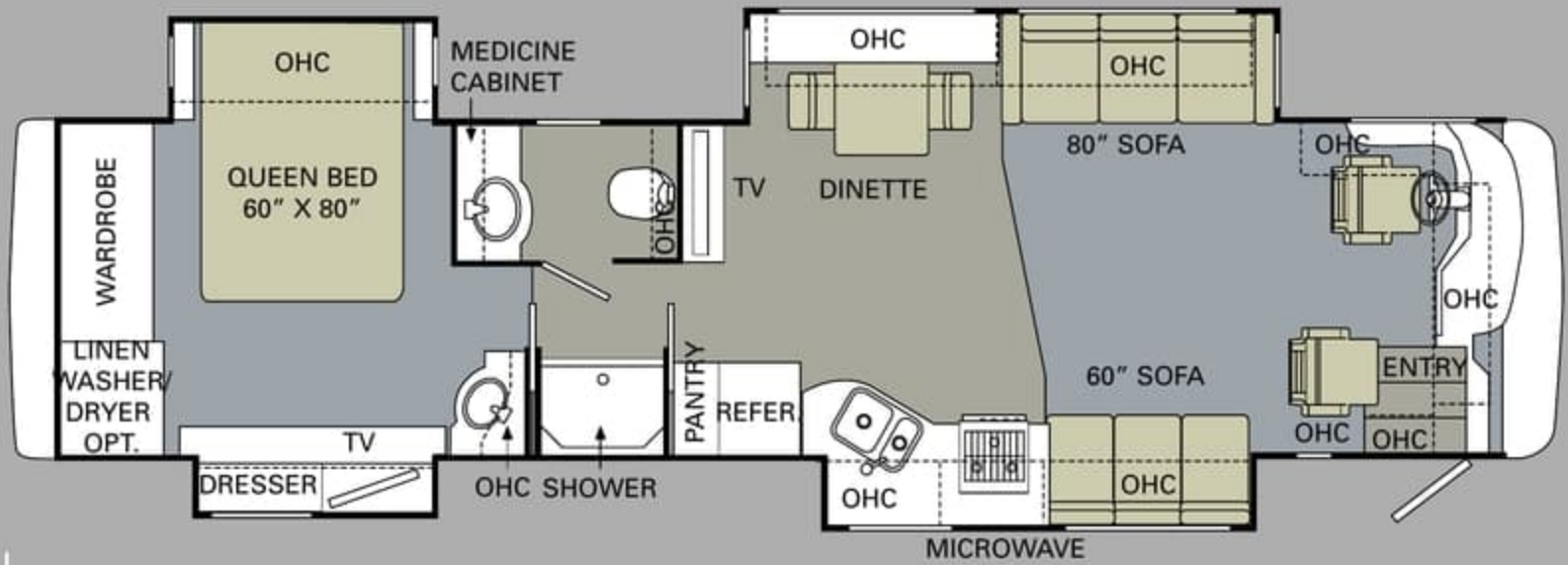
41SKQ



EMERGENCY ASSISTANCE
SALES • TECH • ROADSIDE

WE'RE HERE. ANYTIME, EVERY TIME.

- Reach us anytime — literally — via our live customer support line.
- Drive in to one of our 350 Service Centers.
- Enjoy the first year free when you enroll in our Owner Advantage Roadside Assistance Program.
- See where it all begins with a tour of our facility in Oregon. Call 1-800-634-0855 to find out more.



EMERGENCY ASSISTANCE
SALES • TECH • ROADSIDE

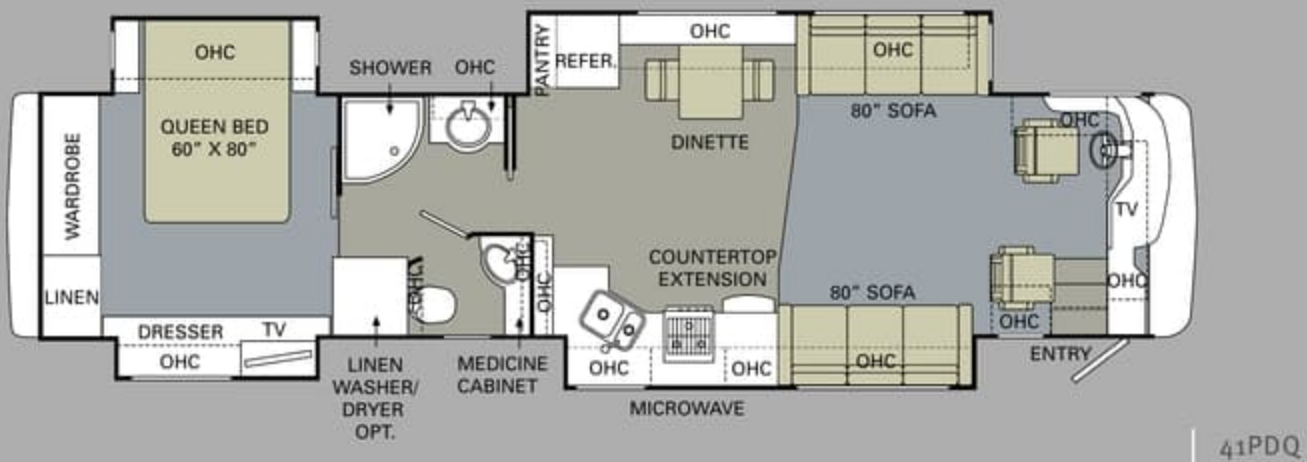
WE'RE HERE. ANYTIME, EVERY TIME.

- Reach us anytime — literally — via our live customer support line.
- Drive in to one of our 350 Service Centers.
- Enjoy the first year free when you enroll in our Owner Advantage Roadside Assistance Program.
- See where it all begins with a tour of our facility in Oregon. Call 1-800-634-0855 to find out more.

THE VIEW FROM ABOVE.

The 2009 Diplomat offers something for everyone, with overall lengths ranging from 38 to 41 feet. All floorplans feature quad slide-outs for spacious living. Just a few points of interest include an optional king bed on the 41PDQ, a front kitchen on the 41SKQ, and a large 37" flatscreen LCD television in the living area hutch on the 38PDQ and 41SKQ.

 TILE  CARPET



ALL ROADS LEAD TO WWW.MONACOCOACH.COM.

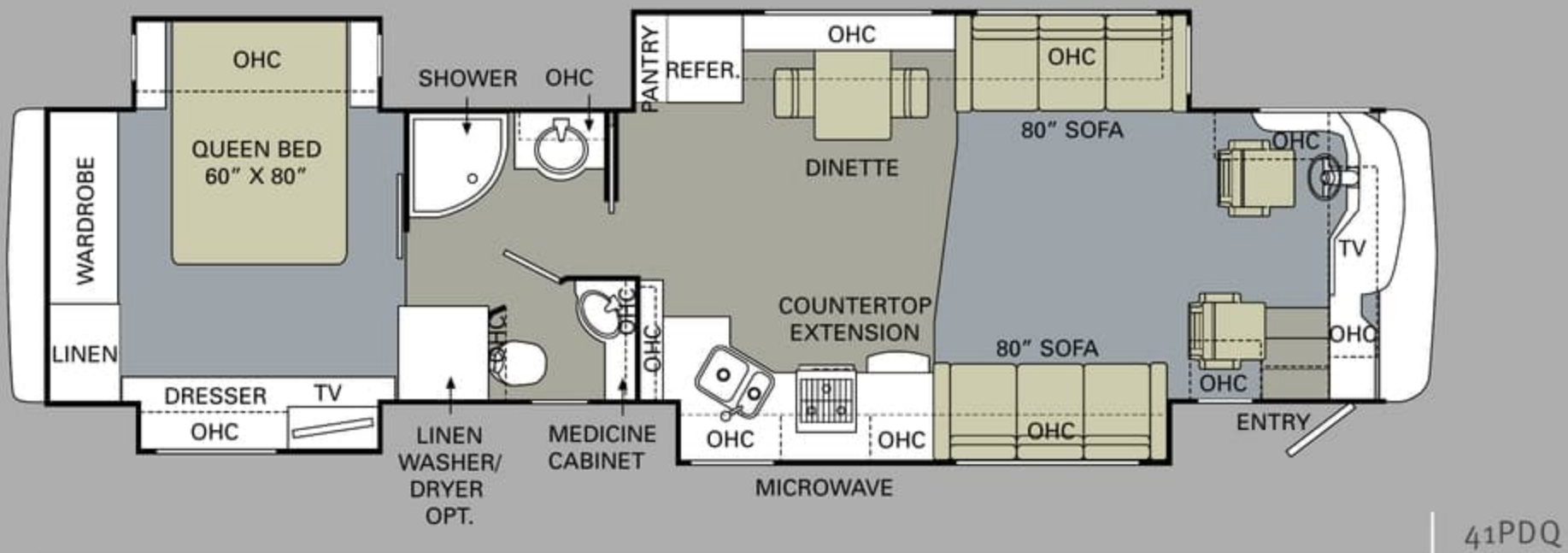
Wherever the road takes you, you're never more than a click away from your friends at Monaco. Just go to www.monacocoach.com for all the latest product news, club dates and destinations, a dealer locator function, and factory tour information. You can also e-mail us directly through the site at any time.



THE VIEW FROM ABOVE.

The 2009 Diplomat offers something for everyone, with overall lengths ranging from 38 to 41 feet. All floorplans feature quad slide-outs for spacious living. Just a few points of interest include an optional king bed on the 41PDQ, a front kitchen on the 41SKQ, and a large 37" flatscreen LCD television in the living area hutch on the 38PDQ and 41SKQ.

 TILE  CARPET



ALL ROADS LEAD TO WWW.MONACOCOACH.COM.

Wherever the road takes you, you're never more than a click away from your friends at Monaco. Just go to www.monacocoach.com for all the latest product news, club dates and destinations, a dealer locator function, and factory tour information. You can also e-mail us directly through the site at any time.



Due to continuous product improvement, please see the website for the latest in standards and options, specifications, and technical data. *Go to www.monacocoach.com.*

	Weight Ratings (lbs.)																	
	Gross Vehicle	Gross Combined ¹	Front Gross Axle	Rear Gross Axle	Measurements	Wheelbase	Overall Length	Overall Height (with A/O) (add 5" for satellite option)	Interior Height	Interior Width	Exterior Width	Tank Capacity (Gal.) ²	Water Heater	Gray Tank	Black Tank	Fresh Tank	LP Tank ³	Fuel Tank
38PDQ	36,000	46,000	13,000	23,000		237"	39' 7"	12' 7"	84"	94.5"	100.5"		10	62	40	100	39	100
41SKQ	36,000	46,000	13,000	23,000		273"	42' 7"	12' 7"	84"	94.5"	100.5"		10	62	40	100	39	100
41PDQ	36,000	46,000	13,000	23,000		273"	42' 7"	12' 7"	84"	94.5"	100.5"		10	62	40	100	39	100

¹Towing capacity is limited by GCWR; your vehicle's towing capacity is the difference between the GCWR and the actual vehicle weight, including all water, fuel, passengers and cargo. Your towed vehicle should be equipped with auxiliary brakes if the weight of the towed vehicle exceeds 1,000 lbs. Consult your owner's manual for further towing information.

The actual overall length of the recreational vehicle may differ from that indicated in the brochure due to variances in the manufacturing process and/or installed components. The actual length may be greater or less than that indicated. Due to the large variety of options and floorplan arrangements available to our customers, actual weights for each unit can differ significantly. Monaco Coach provides a weight sticker on each unit we produce which includes that unit's tank capacities and approximate weight. Consult your local Monaco Coach dealer for unit availability and further information. The information printed in this brochure reflects product design, fabrication, and component parts at the date of printing. The manufacturer reserves the right, at any time, to make changes in product design or material or component specifications as its sole option, without notice. This

²All tank capacities are estimated based upon calculations provided by the tank manufacturers and represent approximate capacities. The actual "usable capacity" may be greater or less than the estimated capacities based upon fabrication and installation of the tanks.

includes the substitution of components of a different brand or trade name which will result in comparable performance. All information printed in this brochure is subject to change after the date of printing. Some features shown or mentioned in this brochure are optional and may only be available in selected floorplans. Photographs may show props or decorations that are not standard equipment on Monaco Coach models. Monaco Coach, the Monaco logo and its design, are registered trademarks. All other products and company names are trademarks and/or registered trademarks of their respective holders. While the color of the motorhome's exterior and the interior fabrics depicted in this sales brochure are fair and reasonable depictions, the colors depicted may not be an exact match of the actual colors because of the variances in photo-processing and variances caused by inserting the photographs

³Actual filled LP capacity is 80% of listing due to safety shut-off required on tank.

within the sales brochure. Due to product improvements, changes during the model year and/or transcription errors that may occur, information represented within this brochure may not be accurate at the time of your purchase. If certain information is significant to your purchasing decision, please confirm the information with your dealer prior to submitting your order. Component part and appliance manufacturers issue limited warranties covering those portions of the recreational vehicle not covered by the Limited Warranties issued by Monaco Coach Corporation. To learn which specific component parts and appliances are excluded from the Limited Warranties issued by Monaco Coach Corporation, please contact your selling dealership or Monaco Coach Corporation directly, or review the warranty packet inside the recreational vehicle.

BODY CONSTRUCTION

- Steel Cage Cockpit Construction
- Peaked One-Piece Fiberglass Roof with Fiberglass Insulation
- Panaview™ 1-Piece Front Windshield
- Pullout Generator Tray with One-Piece Door
- Electric Flush-Floor Stepwell Cover
- Full Pass-Through Storage Bay Slide-Out Tray (Complete Pass-Through)
- Chrome Dual-Head Power-Controlled Heated Exterior Mirrors with Turn Indicator Lights
- Side-Hinged Baggage Doors
- One-Piece Polyethylene Pass-Through Storage Compartment
- Full-Length Mud Flap
- 3M Film Front Mask
- Deluxe Full-Body Paint
- Roof Ladder
- Undercoating

OPTIONS

- Slide-Out Battery Tray
- Standard Run Package: 3-Camera System, Keyless Entry, Slide-Out Battery Tray, Central Vacuum, Power Cord Reel, RV Sani-Con System, Power Water Hose Reel, Exterior Tank Monitor Gauges, Auto Gen Start

Due to continuous product improvement, please see the website for the latest in standards and options, specifications, and technical data. *Go to www.monacocoach.com.*

	Weight Ratings (Lbs.)		Measurements		Tank Capacity (Gal.) ²			Other Tank Capacities					
	Gross Vehicle	Gross Combined ¹	Front Gross Axle	Rear Gross Axle	Wheelbase	Overall Length	Overall Height (with A/C) (add 5" for satellite option)	Water Heater	Gray Tank	Black Tank	Fresh Tank	LP Tank ³	Fuel Tank
38PDQ	36,000	46,000	13,000	23,000	237"	39' 7"	12' 7"	10	62	40	100	39	100
41SKQ	36,000	46,000	13,000	23,000	273"	42' 7"	12' 7"	10	62	40	100	39	100
41PDQ	36,000	46,000	13,000	23,000	273"	42' 7"	12' 7"	10	62	40	100	39	100

¹Towing capacity is limited by GCWR; your vehicle's towing capacity is the difference between the GCWR and the actual vehicle weight, including all water, fuel, passengers and cargo. Your towed vehicle should be equipped with auxiliary brakes if the weight of the towed vehicle exceeds 1,000 lbs. Consult your owner's manual for further towing information.

The actual overall length of the recreational vehicle may differ from that indicated in the brochure due to variances in the manufacturing process and/or installed components. The actual length may be greater or less than that indicated. Due to the large variety of options and floorplan arrangements available to our customers, actual weights for each unit can differ significantly. Monaco Coach provides a weight sticker on each unit we produce which includes that unit's tank capacities and approximate weight. Consult your local Monaco Coach dealer for unit availability and further information. The information printed in this brochure reflects product design, fabrication, and component parts at the date of printing. The manufacturer reserves the right, at any time, to make changes in product design or material or component specifications as its sole option, without notice. This

²All tank capacities are estimated based upon calculations provided by the tank manufacturers and represent approximate capacities. The actual "usable capacity" may be greater or less than the estimated capacities based upon fabrication and installation of the tanks.

includes the substitution of components of a different brand or trade name which will result in comparable performance. All information printed in this brochure is subject to change after the date of printing. Some features shown or mentioned in this brochure are optional and may only be available in selected floorplans. Photographs may show props or decorations that are not standard equipment on Monaco Coach models. Monaco Coach, the Monaco logo and its design, are registered trademarks. All other products and company names are trademarks and/or registered trademarks of their respective holders. While the color of the motorhome's exterior and the interior fabrics depicted in this sales brochure are fair and reasonable depictions, the colors depicted may not be an exact match of the actual colors because of the variances in photo-processing and variances caused by inserting the photographs

³Actual filled LP capacity is 80% of listing due to safety shut-off required on tank.

within the sales brochure. **Due to product improvements, changes during the model year and/or transcription errors that may occur, information represented within this brochure may not be accurate at the time of your purchase. If certain information is significant to your purchasing decision, please confirm the information with your dealer prior to submitting your order.** Component part and appliance manufacturers issue limited warranties covering those portions of the recreational vehicle not covered by the Limited Warranties issued by Monaco Coach Corporation. To learn which specific component parts and appliances are excluded from the Limited Warranties issued by Monaco Coach Corporation, please contact your selling dealership or Monaco Coach Corporation directly, or review the warranty packet inside the recreational vehicle.

BODY CONSTRUCTION

- › Steel Cage Cockpit Construction
- › Peaked One-Piece Fiberglass Roof with Fiberglass Insulation
- › Panaview™ 1-Piece Front Windshield
- › Pullout Generator Tray with One-Piece Door
- › Electric Flush-Floor Stepwell Cover
- › Full Pass-Through Storage Bay Slide-Out Tray (Complete Pass-Through)
- › Chrome Dual-Head Power-Controlled Heated Exterior Mirrors with Turn Indicator Lights
- › Side-Hinged Baggage Doors
- › One-Piece Polyethylene Pass-Through Storage Compartment
- › Full-Length Mud Flap
- › 3M Film Front Mask
- › Deluxe Full-Body Paint
- › Roof Ladder
- › Undercoating

OPTIONS

- › Slide-Out Battery Tray
- › Standard Run Package: 3-Camera System, Keyless Entry, Slide-Out Battery Tray, Central Vacuum, Power Cord Reel, RV Sani-Con System, Power Water Hose Reel, Exterior Tank Monitor Gauges, Auto Gen Start

CHASSIS/ENGINE/SUSPENSION

- › Roadmaster Raised Rail RR8R-Series Chassis
- › Cummins® 400 HP ISL Engine with Allison® 3000 MH 6-Speed World Transmission and Electronic Shifter
- › Torque: 1,200 lbs./ft., Max. Net at 1,300 RPM
- › Engine Displacement: 540"/8.9L
- › Aluminum Rear-Mounted Radiator with CAC Cooler
- › Dual Fuel Fill
- › 160 Amp Alternator
- › Rear Axle Ratio: 4.30:1
- › Tires: 275/80R/22.5
- › Prewire for Supplemental Braking System
- › Polished Aluminum Wheels
- › Cushion Air Glide Suspension with Eight Outboard-Mounted Air Bags and Eight Shock Absorbers
- › Anti-Lock Braking System with Full Air Brakes
- › Automatic Traction Control
- › Variable Geometry Turbo Exhaust Brake
- › Engine Block Heater
- › Automatic Hydraulic Leveling System
- › 10,000 Lb. Hitch Receiver with Dual Connector 4-Pin or 7-Pin

COCKPIT

- › In-Dash Driver's Message Center
- › In-Dash AM/FM/CD Stereo Radio with Sirius-Ready Compatibility, Aux-in-Conn, SD Card Slot and Weather Band
- › Adjustable Brake and Accelerator Pedals
- › Color Rear Vision Camera System
- › Lighted VIP Smartwheel® Multiplexed Steering Wheel with Controls for Windshield Wipers, ICC and Cruise Control
- › Intermittent Windshield Wipers
- › Roof-Mounted Air Horn
- › CB Prep
- › Ultraleather™ Six-Way Power Pilot and Co-Pilot Seat with Power Footrest
- › Color-Coordinated Carpeted Floor Mats

OPTIONS

- › 3-Camera Rear Vision Camera System
- › GPS System
- › Sirius Radio Satellite Tuner with Antenna
- › 10-Disc CD Changer
- › Power Windshield and Manual Driver/Passenger Solar Screens with Blackout Shades (Required Option)

APPLIANCES AND ACCESSORIES

- › Large Four-Door Refrigerator with Ice Maker
- › High-Output 3-Sealed-Burner Cooktop without Oven
- › Removable Solid Surface Range Covers
- › Microwave/Convection Oven
- › 32" Flatscreen LCD TV in Front Cockpit Overhead (41PDQ)
- › 37" Flatscreen LCD TV in Living Area Hutch (N/A: 41PDQ) (Replaces Front Cockpit TV)
- › 26" LCD Color TV with Remote Control in Bedroom
- › Home Theater System
- › Exterior Hook-Ups for DSS Dish and Cable
- › Digital Satellite System - Prep
- › Interior Cable TV Hook-Up and Telephone Jacks
- › Exterior Gas Line Hook-Up for LP Accessories
- › Washer/Dryer Prep

OPTIONS

- › High-Output 3-Sealed-Burner Range with Oven
- › Dometic Sidewise 14 Cu. Ft. 2-Way Refrigerator with Ice Dispenser in the Door (N/A: 38PDQ)
- › Stainless Steel Package (Includes Stainless Steel Refrigerator and Microwave)
- › Central Vacuum
- › Combination Washer/Dryer
- › Bedroom DVD Player
- › R5 KVH In-Motion Satellite (Does Not Include Receivers) (DirecTV Stationary Operation Only)
- › Multi-Satellite HD KU/KA Dish (Does Not Include Receivers)
- › High-Definition Cinema Package (Sound Bar with DVD, Wireless Sub Woofer and Blue Ray)
- › Fireplace with Hardwood Frame (41SKQ)
- › Exterior Entertainment Center (32" LCD/AM/FM/CD Radio with Two Speakers) (N/A: 41SKQ)

CHASSIS/ENGINE/SUSPENSION

- › Roadmaster Raised Rail RR8R-Series Chassis
- › Cummins® 400 HP ISL Engine with Allison® 3000 MH 6-Speed World Transmission and Electronic Shifter
- › Torque: 1,200 lbs./ft., Max. Net at 1,300 RPM
- › Engine Displacement: 540"/8.9L
- › Aluminum Rear-Mounted Radiator with CAC Cooler
- › Dual Fuel Fill
- › 160 Amp Alternator
- › Rear Axle Ratio: 4.30:1
- › Tires: 275/80R/22.5
- › Prewire for Supplemental Braking System
- › Polished Aluminum Wheels
- › Cushion Air Glide Suspension with Eight Outboard-Mounted Air Bags and Eight Shock Absorbers
- › Anti-Lock Braking System with Full Air Brakes
- › Automatic Traction Control
- › Variable Geometry Turbo Exhaust Brake
- › Engine Block Heater
- › Automatic Hydraulic Leveling System
- › 10,000 Lb. Hitch Receiver with Dual Connector 4-Pin or 7-Pin

COCKPIT

- › In-Dash Driver's Message Center
- › In-Dash AM/FM/CD Stereo Radio with Sirius-Ready Compatibility, Aux-in-Conn, SD Card Slot and Weather Band
- › Adjustable Brake and Accelerator Pedals
- › Color Rear Vision Camera System
- › Lighted VIP Smartwheel® Multiplexed Steering Wheel with Controls for Windshield Wipers, ICC and Cruise Control
- › Intermittent Windshield Wipers
- › Roof-Mounted Air Horn
- › CB Prep
- › Ultraleather™ Six-Way Power Pilot and Co-Pilot Seat with Power Footrest
- › Color-Coordinated Carpeted Floor Mats

OPTIONS

- › 3-Camera Rear Vision Camera System
- › GPS System
- › Sirius Radio Satellite Tuner with Antenna
- › 10-Disc CD Changer
- › Power Windshield and Manual Driver/Passenger Solar Screens with Blackout Shades (Required Option)

APPLIANCES AND ACCESSORIES

- › Large Four-Door Refrigerator with Ice Maker
- › High-Output 3-Sealed-Burner Cooktop without Oven
- › Removable Solid Surface Range Covers
- › Microwave/Convection Oven
- › 32" Flatscreen LCD TV in Front Cockpit Overhead (41PDQ)
- › 37" Flatscreen LCD TV in Living Area Hutch (N/A: 41PDQ) (Replaces Front Cockpit TV)
- › 26" LCD Color TV with Remote Control in Bedroom
- › Home Theater System
- › Exterior Hook-Ups for DSS Dish and Cable
- › Digital Satellite System - Prep
- › Interior Cable TV Hook-Up and Telephone Jacks
- › Exterior Gas Line Hook-Up for LP Accessories
- › Washer/Dryer Prep

OPTIONS

- › High-Output 3-Sealed-Burner Range with Oven
- › Dometic Sidewise 14 Cu. Ft. 2-Way Refrigerator with Ice Dispenser in the Door (N/A: 38PDQ)
- › Stainless Steel Package (Includes Stainless Steel Refrigerator and Microwave)
- › Central Vacuum
- › Combination Washer/Dryer
- › Bedroom DVD Player
- › R5 KVH In-Motion Satellite (Does Not Include Receivers) (DirecTV Stationary Operation Only)
- › Multi-Satellite HD KU/KA Dish (Does Not Include Receivers)
- › High-Definition Cinema Package (Sound Bar with DVD, Wireless Sub Woofer and Blue Ray)
- › Fireplace with Hardwood Frame (41SKQ)
- › Exterior Entertainment Center (32" LCD/AM/FM/CD Radio with Two Speakers) (N/A: 41SKQ)

INTERIOR

- Raised Panel Hardwood Cabinet Doors
- Refrigerator Raised Panel Hardwood Inserts
- Polished Radius Solid Surface Kitchen Countertop with Solid Surface Sink with Two Sink Covers
- Pullout Countertop Extension with Drawer and Corian® Top (41PDQ)
- Kitchen Galley Backsplash: Ceramic Tile with Decorative Glass Accents
- All Other Countertops Polished Corian®
- Solid Surface Bathroom Countertop with Integrated Sink
- Ceramic Tile Flooring with Accent Tile
- Tile Entry Floor
- Designer Carpeting in Living Area and Bedroom
- Hardwood Slide-Out Fascia with Decorative Center Block
- Decorative Window Boxes Throughout Coach
- Day/Night Pleated Blackout Shades in Living Area and Bedroom
- Soil Repellent Protection on Fabric

OPTIONS

- Decors: Thoroughbred II, Lunar Eclipse and Electric Avenue
- Wood Choice: Newport Cherry and Champagne Select
- Full Tile in Living Room

FURNITURE

- Freestanding Dinette with Full-Length Wall Cabinet, Two Freestanding Chairs and Two Folding Chairs
- Roadside: Fabric Jackknife Sofa
- Curbside: Fabric Jackknife Sofa (N/A: 38PDQ)
- Curbside: Fabric Loveseat (38PDQ)
- Queen Bed (60" x 80") with Solid Surface Nightstands

OPTIONS

- King Bed (72" x 80") with One Nightstand (41PDQ)
- Queen Bed Select Comfort Air Mattress
- King Bed Select Comfort Air Mattress (41PDQ)
- Roadside: Fabric Hide-A-Bed with Air Mattress
- Roadside: Ultraleather™ Jackknife Sofa
- Roadside: Ultraleather™ Hide-A-Bed with Air Mattress
- Roadside: Ultraleather™ Booth Dinette Ensemble (41SKQ)
- Roadside: (2) Leather Euro-Recliners with Table (N/A: 38PDQ)
- Roadside: Wraparound Computer Desk with Ultraleather™ Euro-Recliner (N/A: 38PDQ)
- Curbside: Ultraleather™ Hide-A-Bed with Air Mattress (N/A: 38PDQ)
- Curbside: Ultraleather™ Loveseat (38PDQ)
- Curbside: Ultraleather™ Jackknife Sofa (N/A: 38PDQ)

ELECTRICAL SYSTEMS AND LIGHTS

- 50 Amp 12V Distribution Panel and Power Cord
- Energy Management System
- Onan® 8.0 kW Quiet Diesel Generator on Manual Slide-Out
- Four 6V Deep Cycle Batteries
- Two 12V Heavy-Duty Chassis Batteries
- Battery Disconnect Switch at Front Door
- Battery Boost Switch in Cockpit
- 2,000 Watt Inverter
- Recessed Docking Lights
- Porch Light and Exterior Step Light on Same Switch
- Lighted Interior Steps
- Lights in Outside Storage Compartments with Switch on Passenger Console and Utility Bay
- 110 Outlet in Outside Storage Compartment
- Underhood Utility Light
- Convenience Center in Hallway
- Prewire for Solar Panel

OPTIONS

- Auto Generator Start
- Solar Panel
- Power Cord Reel

INTERIOR

- › Raised Panel Hardwood Cabinet Doors
- › Refrigerator Raised Panel Hardwood Inserts
- › Polished Radius Solid Surface Kitchen Countertop with Solid Surface Sink with Two Sink Covers
- › Pullout Countertop Extension with Drawer and Corian® Top (41PDQ)
- › Kitchen Galley Backsplash: Ceramic Tile with Decorative Glass Accents
- › All Other Countertops Polished Corian®
- › Solid Surface Bathroom Countertop with Integrated Sink
- › Ceramic Tile Flooring with Accent Tile
- › Tile Entry Floor
- › Designer Carpeting in Living Area and Bedroom
- › Hardwood Slide-Out Fascia with Decorative Center Block
- › Decorative Window Boxes Throughout Coach
- › Day/Night Pleated Blackout Shades in Living Area and Bedroom
- › Soil Repellent Protection on Fabric

OPTIONS

- › Decors: Thoroughbred II, Lunar Eclipse and Electric Avenue
- › Wood Choice: Newport Cherry and Champagne Select
- › Full Tile in Living Room

FURNITURE

- › Freestanding Dinette with Full-Length Wall Cabinet, Two Freestanding Chairs and Two Folding Chairs
- › Roadside: Fabric Jackknife Sofa
- › Curbside: Fabric Jackknife Sofa (N/A: 38PDQ)
- › Curbside: Fabric Loveseat (38PDQ)
- › Queen Bed (60" x 80") with Solid Surface Nightstands

OPTIONS

- › King Bed (72" x 80") with One Nightstand (41PDQ)
- › Queen Bed Select Comfort Air Mattress
- › King Bed Select Comfort Air Mattress (41PDQ)
- › Roadside: Fabric Hide-A-Bed with Air Mattress
- › Roadside: Ultraleather™ Jackknife Sofa
- › Roadside: Ultraleather™ Hide-A-Bed with Air Mattress
- › Roadside: Ultraleather™ Booth Dinette Ensemble (41SKQ)
- › Roadside: (2) Leather Euro-Recliners with Table (N/A: 38PDQ)
- › Roadside: Wraparound Computer Desk with Ultraleather™ Euro-Recliner (N/A: 38PDQ)
- › Curbside: Ultraleather™ Hide-A-Bed with Air Mattress (N/A: 38PDQ)
- › Curbside: Ultraleather™ Loveseat (38PDQ)
- › Curbside: Ultraleather™ Jackknife Sofa (N/A: 38PDQ)

ELECTRICAL SYSTEMS AND LIGHTS

- › 50 Amp 12V Distribution Panel and Power Cord
- › Energy Management System
- › Onan® 8.0 kW Quiet Diesel Generator on Manual Slide-Out
- › Four 6V Deep Cycle Batteries
- › Two 12V Heavy-Duty Chassis Batteries
- › Battery Disconnect Switch at Front Door
- › Battery Boost Switch in Cockpit
- › 2,000 Watt Inverter
- › Recessed Docking Lights
- › Porch Light and Exterior Step Light on Same Switch
- › Lighted Interior Steps
- › Lights in Outside Storage Compartments with Switch on Passenger Console and Utility Bay
- › 110 Outlet in Outside Storage Compartment
- › Underhood Utility Light
- › Convenience Center in Hallway
- › Prewire for Solar Panel

OPTIONS

- › Auto Generator Start
- › Solar Panel
- › Power Cord Reel

PLUMBING AND LP SYSTEMS

- Demand Water System and Water Pump
- 10-Gallon LP Gas/Electric Water Heater with Electronic Ignition DSI
- Single Lever Kitchen Faucet with Pullout Sprayer
- Bath Lavatory Faucet
- Central Water Filtration System
- Water Heater Bypass Valve
- Water Pump Switch in Convenience Center, Kitchen Galley and Service Bay Area
- China Toilet (Aqua-Magic) (N/A: 41SKQ)
- Silent Plus China Electronic Toilet (41SKQ)
- Shower inside Wet Bay with Hot/Cold Water
- Holding Tank Rinsing System
- Gravity and Pressurized Water Fill
- One-Piece Round Shower (N/A: 38PDQ)
- One-Piece Rectangular Shower (38PDQ)
- Satin Nickel Shower Faucet with Slide Bar and Shut-Off Valve at Shower Head

OPTIONS

- RV Sani-Con Tank Drainage System (Eliminated Sewer Storage)
- Water Hose Reel
- Exterior Tank Monitor Gauge in Wet Bay
- Neo-Angled Bathtub (N/A: 38PDQ)

HEATING, VENTS AND AIR CONDITIONING

- Dual 15M BTU Roof Air Conditioner with Ducted Air, Heat Pumps and Digital Thermostat Control
- Dual Zone Electronic Ignition Furnaces (1) 31M and (1) 20M BTU
- Electronic Dash AC/Heat Climate Control System
- Kitchen Powered 12V Attic Fan with Wall Control of Automatic Dome and Fan Power
- 12V Attic Fan in Private Bath with Wall Control of Automatic Dome and Fan Power
- 12V Heater in Wet Bay

OPTIONS

- Ceiling Fan in Bedroom

WINDOWS, DOORS AND AWNINGS

- Radius Flush-Mounted Dual Pane Safety Glass Dark Tinted Windows
- Front Entry Door with Removable Screen and Anti-Skid Steps
- Automatic Front Door Awning
- Topper Slide-Out Awnings Living Area and Bedroom
- Automatic Patio Awning
- Tinted Skylight in Bathroom with Protecta Glaze
- Window Awnings on All Slide-Out House Windows except Slide-Out Windows under Patio Awning

OPTIONS

- Keyless Entry (Key Fob Only)

SAFETY

- Fire Extinguisher
- Deadbolt Lock on Entrance Door
- 120V GFI Protected Circuit (Kitchen, Bath, Exterior)
- LP Gas Detector
- Smoke Detector
- Carbon Monoxide Detector
- Driver and Passenger Three-Point Seatbelts (Wall Mounted)
- Third Brake Safety Light
- Egress Window(s)

PLUMBING AND LP SYSTEMS

- › Demand Water System and Water Pump
- › 10-Gallon LP Gas/Electric Water Heater with Electronic Ignition DSI
- › Single Lever Kitchen Faucet with Pullout Sprayer
- › Bath Lavatory Faucet
- › Central Water Filtration System
- › Water Heater Bypass Valve
- › Water Pump Switch in Convenience Center, Kitchen Galley and Service Bay Area
- › China Toilet (Aqua-Magic) (N/A: 41SKQ)
- › Silent Plus China Electronic Toilet (41SKQ)
- › Shower inside Wet Bay with Hot/Cold Water
- › Holding Tank Rinsing System
- › Gravity and Pressurized Water Fill
- › One-Piece Round Shower (N/A: 38PDQ)
- › One-Piece Rectangular Shower (38PDQ)
- › Satin Nickel Shower Faucet with Slide Bar and Shut-Off Valve at Shower Head

OPTIONS

- › RV Sani-Con Tank Drainage System (Eliminated Sewer Storage)
- › Water Hose Reel
- › Exterior Tank Monitor Gauge in Wet Bay
- › Neo-Angled Bathtub (N/A: 38PDQ)

HEATING, VENTS AND AIR CONDITIONING

- › Dual 15M BTU Roof Air Conditioner with Ducted Air, Heat Pumps and Digital Thermostat Control
- › Dual Zone Electronic Ignition Furnaces (1) 31M and (1) 20M BTU
- › Electronic Dash AC/Heat Climate Control System
- › Kitchen Powered 12V Attic Fan with Wall Control of Automatic Dome and Fan Power
- › 12V Attic Fan in Private Bath with Wall Control of Automatic Dome and Fan Power
- › 12V Heater in Wet Bay

OPTIONS

- › Ceiling Fan in Bedroom

WINDOWS, DOORS AND AWNINGS

- › Radius Flush-Mounted Dual Pane Safety Glass Dark Tinted Windows
- › Front Entry Door with Removable Screen and Anti-Skid Steps
- › Automatic Front Door Awning
- › Topper Slide-Out Awnings Living Area and Bedroom
- › Automatic Patio Awning
- › Tinted Skylight in Bathroom with Protecta Glaze
- › Window Awnings on All Slide-Out House Windows except Slide-Out Windows under Patio Awning

OPTIONS

- › Keyless Entry (Key Fob Only)

SAFETY

- › Fire Extinguisher
- › Deadbolt Lock on Entrance Door
- › 120V GFI Protected Circuit (Kitchen, Bath, Exterior)
- › LP Gas Detector
- › Smoke Detector
- › Carbon Monoxide Detector
- › Driver and Passenger Three-Point Seatbelts (Wall Mounted)
- › Third Brake Safety Light
- › Egress Window(s)



MONACO™

DRIVING YOUR DREAM

Take a closer look, and you'll discover that Monaco Coach Corporation gives you more industry "bests" than any other RV manufacturer. Like the incomparable ride and handling of the Roadmaster Chassis. The convenience of our 350 service centers. The peace of mind of 24/7 roadside assistance. The value of Monaco Financial Services. And the online support of monacocoach.com. At Monaco, we've built our reputation by listening to you — and answering to you. And that's the difference that's made us the best.

SIGNATURE SERIES



THE EXECUTIVE™



DYNASTY™



CAMELOT™



DIPLOMAT



KNIGHT™



CAYMAN™



LAPALMA™



MONARCH™





MONACO[®]

DRIVING YOUR DREAM.

Take a closer look, and you'll discover that Monaco Coach Corporation gives you more industry "bests" than any other RV manufacturer. Like the incomparable ride and handling of the Roadmaster Chassis. The convenience of our 350 service centers. The peace of mind of 24/7 roadside assistance. The value of Monaco Financial Services. And the online support of monacocoach.com. At Monaco, we've built our reputation by listening to you — and answering to you. And that's the difference that's made us the best.

SIGNATURE SERIES



THE EXECUTIVE[®]



DYNASTY[®]



CAMELOT[™]



DIPLOMAT[™]



KNIGHT[™]



CAYMAN[™]



LAPALMA[™]



MONARCH[™]

