

Topaz 2009

Let the Good Times Roll



TOPAZ 2009



Topaz 2009


Let the Good Times Roll



TOPAZ 2009



This is the Sweet Spot



Wide open spaces aren't always limited to the outdoors. Topaz offers surprising spaciousness and exceptional comfort. Large thermal pane windows brighten the elegant and functional living area, which features a comfy sofa that converts to a hide-a-bed, 2 Euro chairs and matching ottoman, gorgeous cherry cabinetry and a generous galley to inspire culinary artistry.

FS306RL in Pinot Noir Décor.



Unwind in this roomy master bedroom. The residential queen size bed, complete with hand-crafted decorative bedspread, offers all the comfort of home. The full-size wardrobe not only gives you lots of easily accessible storage space but the full length mirrored doors let you mix and match apparel as you please.

Don't let life pass you by. Get into a Topaz and get a close-up view of all the excitement of life on the open road, without leaving behind the comforts and conveniences of home. These thoughtfully designed units offer the latest appliances and electronics, beautifully crafted cherry cabinetry and tasteful, exciting colour and fabric choices. Topaz makes travel easy, exciting and fun – today it's your home, tomorrow your resort.

FS306RL in Pinot Noir Décor.

This is the Sweet Spot



Wide open spaces aren't always limited to the outdoors. Topaz offers surprising spaciousness and exceptional comfort. Large thermal pane windows brighten the elegant and functional living area, which features a comfy sofa that converts to a hide-a-bed, 2 Euro chairs and matching ottoman, gorgeous cherry cabinetry and a generous galley to inspire culinary artistry.

FS306RL in Pinot Noir Décor.



Unwind in this roomy master bedroom. The residential queen size bed, complete with hand-crafted decorative bedspread, offers all the comfort of home. The full-size wardrobe not only gives you lots of easily accessible storage space but the full length mirrored doors let you mix and match apparel as you please.

Don't let life pass you by. Get into a Topaz and get a close-up view of all the excitement of life on the open road, without leaving behind the comforts and conveniences of home. These thoughtfully designed units offer the latest appliances and electronics, beautifully crafted cherry cabinetry and tasteful, exciting colour and fabric choices. Topaz makes travel easy, exciting and fun – today it's your home, tomorrow your resort.

FS306RL in Pinot Noir Décor.

Décor

Sofa

Accent

Bedsread

Carpet



Encore



Pinot Noir



Rampage



Veranda



FS324RB in Encore Décor.

The Jack & Jill bed converts to a great play area and living space for the kids, or it can serve as a major storage space with exterior access.

We've thought of everything in our well-designed bathrooms. Convenient linen storage is located next to the full-sized neo-angle shower. The cherry medicine chest and vanity lend the space functional beauty.



FS326RL in Veranda Décor.

Nothing could be finer. Topaz floorplans FS326 and FS341 have incorporated opposing slides for exceptional roominess. These layouts feature a residential kitchen with island, corian countertops, elegant free-standing table and chairs as well as the convenience of a convection microwave.



FS326RL in Veranda Décor.

This floorplan offers dining elegance by day and extra sleeping capacity by night. The wall-mounted booth dinette converts easily to another bed for family and friends.



T282SF in Veranda Décor.

Décor

Sofa

Accent

Bedspring

Carpet



Encore



Pinot Noir



Rampage



Veranda



The Jack & Jill bed converts to a great play area and living space for the kids, or it can serve as a major storage space with exterior access.

FS324RB in Encore Décor.

We've thought of everything in our well-designed bathrooms. Convenient linen storage is located next to the full-sized neo-angle shower. The cherry medicine chest and vanity lend the space functional beauty.



FS326RL in Veranda Décor.

Nothing could be finer. Topaz floorplans FS326 and FS341 have incorporated opposing slides for exceptional roominess. These layouts feature a residential kitchen with island, corian countertops, elegant free-standing table and chairs as well as the convenience of a convection microwave.



FS326RL in Veranda Décor.

This floorplan offers dining elegance by day and extra sleeping capacity by night. The wall-mounted booth dinette converts easily to another bed for family and friends.



T282SF in Veranda Décor.

Travel Trailers

Fifth Wheels

Topaz 2008

T262SS

T282SF

T283FS

T322FB

T323FB

T325FW

F251SF

F253SF

GVWR - lbs (kg)	7900 (3584)	8400 (3111)	8900 (4038)	9990 (4531)	9990 (4531)	9990 (4531)	8990 (4078)	8900 (4038)
UVW - lbs (kg)	6102 (2768)	6672 (3027)	6731 (3054)	8274 (3753)	8642 (3920)	8484 (3849)	7670 (3480)	7494 (3400)
Hitch/Pin Weight - lbs (kg)	772 (350)	730 (331)	1005 (455)	1296 (587)	1092 (495)	1156 (524)	1340 (607)	1161 (526)
NCC - lbs (kg)	1798 (816)	1728 (784)	2169 (984)	1716 (779)	1348 (612)	1506 (684)	1320 (599)	1406 (638)
Tire Size	ST225/75R15D	ST225/75R15D	ST225/75R15D	ST225/75R15D	ST225/75R15D	ST225/75R15D	ST235/80R16D	ST235/80R16D
Length - ft (mm)	27'8" (8432)	28'9" (8763)	29'10" (9093)	32'10" (10008)	32'10" (10008)	32'10" (10008)	25'10" (7874)	25'10" (7874)
Width - ft (mm)	8'0" (2438)	8'0" (2438)	8'0" (2438)	8'0" (2438)	8'0" (2438)	8'0" (2438)	8'0" (2438)	8'0" (2438)
Height Not Incl. A/C - ft (mm)	9'8" (2945)	9'8" (2945)	9'8" (2945)	9'8" (2945)	9'8" (2945)	9'8" (2945)	11'7" (3531)	11'4" (3454)
Water Tank Cap. Incl. W/H - gal (l)	50 (190)	50 (190)	50 (190)	54 (204)	54 (204)	54 (204)	50 (190)	50 (190)
Grey Waste Cap. - gal (l)	44 (166)	64 (242)	44 (166)	64 (242)	64 (242)	64 (242)	64 (242)	64 (242)
Solid Waste Cap. - gal (l)	32 (121)	32 (121)	32 (121)	32 (121)	32 (121)	32 (121)	32 (121)	32 (121)
Propane Cap. - gal (l)	17 (64.8)	17 (64.8)	17 (64.8)	17 (64.8)	17 (64.8)	17 (64.8)	17 (64.8)	17 (64.8)

All capacities in US gallons

Specifications & Floorplans



Vinyl Carpet Optional Carpet Optional Laminate

★ Optional Table and Chairs

★★ Optional Oval Table and Chairs

◆ Optional Sofa

▲ Exterior Storage

Travel Trailers

Fifth Wheels

Topaz 2008

T262SS

T282SF

T283FS

T322FB

T323FB

T325FW


F251SF

F253SF

GVWR - lbs (kg)	7900 (3584)	8400 (3111)	8900 (4038)	9990 (4531)	9990 (4531)	9990 (4531)	8990 (4078)	8900 (4038)
UVW - lbs (kg)	6102 (2768)	6672 (3027)	6731 (3054)	8274 (3753)	8642 (3920)	8484 (3849)	7670 (3480)	7494 (3400)
Hitch/Pin Weight - lbs (kg)	772 (350)	730 (331)	1005 (455)	1296 (587)	1092 (495)	1156 (524)	1340 (607)	1161 (526)
NCC - lbs (kg)	1798 (816)	1728 (784)	2169 (984)	1716 (779)	1348 (612)	1506 (684)	1320 (599)	1406 (638)
Tire Size	ST225/75R15D	ST225/75R15D	ST225/75R15D	ST225/75R15D	ST225/75R15D	ST225/75R15D	ST235/80R16D	ST235/80R16D
Length - ft (mm)	27'8" (8432)	28'9" (8763)	29'10" (9093)	32'10" (10008)	32'10" (10008)	32'10" (10008)	25'10" (7874)	25'10" (7874)
Width - ft (mm)	8'0" (2438)	8'0" (2438)	8'0" (2438)	8'0" (2438)	8'0" (2438)	8'0" (2438)	8'0" (2438)	8'0" (2438)
Height Not Incl. A/C - ft (mm)	9'8" (2945)	9'8" (2945)	9'8" (2945)	9'8" (2945)	9'8" (2945)	9'8" (2945)	11'7" (3531)	11'4" (3454)
Water Tank Cap. Incl. W/H - gal (l)	50 (190)	50 (190)	50 (190)	54 (204)	54 (204)	54 (204)	50 (190)	50 (190)
Grey Waste Cap. - gal (l)	44 (166)	64 (242)	44 (166)	64 (242)	64 (242)	64 (242)	64 (242)	64 (242)
Solid Waste Cap. - gal (l)	32 (121)	32 (121)	32 (121)	32 (121)	32 (121)	32 (121)	32 (121)	32 (121)
Propane Cap. - gal (l)	17 (64.8)	17 (64.8)	17 (64.8)	17 (64.8)	17 (64.8)	17 (64.8)	17 (64.8)	17 (64.8)

All capacities in US gallons

Specifications & Floorplans



<i>F254SS</i>	<i>FS280RK</i>	<i>FS290RK</i>	<i>FS291RK</i>	<i>FS305RL</i>	<i>FS306RL</i>	<i>FS324RB</i>	<i>FS326RL</i>	<i>FS340RL</i>	<i>FS341RL</i>
9390 (4260)	10900 (4946)	11900 (5399)	11900 (5399)	11900 (5399)	11900 (5399)	12900 (5853)	13990 (6346)	14200 (6442)	14500 (6577)
7894 (3581)	8931 (4052)	9542 (4329)	9581 (4346)	9343 (4238)	9742 (4419)	10689 (4849)	11431 (5186)	11890 (5394)	12100 (5489)
1446 (655)	1740 (789)	1953 (885)	1953 (885)	1526 (692)	1805 (818)	2026 (918)	2405 (1090)	2183 (990)	2103 (953)
1496 (679)	1969 (894)	2358 (1070)	2319 (1052)	2557 (1160)	2158 (979)	2211 (1003)	2559 (1161)	2310 (1048)	2400 (1089)
ST235/80R16D	ST235/80R16D	ST235/80R16D	ST235/80R16D	ST235/80R16D	ST235/80R16D	ST235/80R16D	LT235/85R16G	LT235/85R16G	LT235/85R16G
25'10" (7874)	29'4" (8941)	30'3" (9220)	30'3" (9220)	30'7" (9322)	30'7" (9322)	32'6" (9906)	32'1" (9779)	34'6" (10515)	34'6" (10515)
8'0" (2438)	8'0" (2438)	8'0" (2438)	8'0" (2438)	8'0" (2438)	8'0" (2438)	8'0" (2438)	8'0" (2438)	8'0" (2438)	8'0" (2438)
11'7" (3531)	11'9" (3582)	11'9" (3582)	11'9" (3582)	11'9" (3582)	11'9" (3582)	12'1" (3683)	12'2" (3707)	12'2" (3707)	12'2" (3707)
50 (190)	54 (204)	54 (204)	54 (204)	54 (204)	54 (204)	54 (204)	54 (204)	54 (204)	54 (204)
44 (166)	64 (242)	64 (242)	64 (242)	64 (242)	64 (242)	64 (242)	87 (330)	87 (330)	87 (330)
32 (121)	32 (121)	32 (121)	32 (121)	32 (121)	32 (121)	32 (121)	43.5 (165)	43.5 (165)	43.5 (165)
17 (64.8)	17 (64.8)	17 (64.8)	17 (64.8)	17 (64.8)	17 (64.8)	17 (64.8)	17 (64.8)	17 (64.8)	17 (64.8)



GVWR (GROSS VEHICLE WEIGHT RATING)

The maximum permissible weight of this trailer. The GVWR is equal to or greater than the sum of the unloaded vehicle weight (UVW) plus the net carrying capacity (NCC).

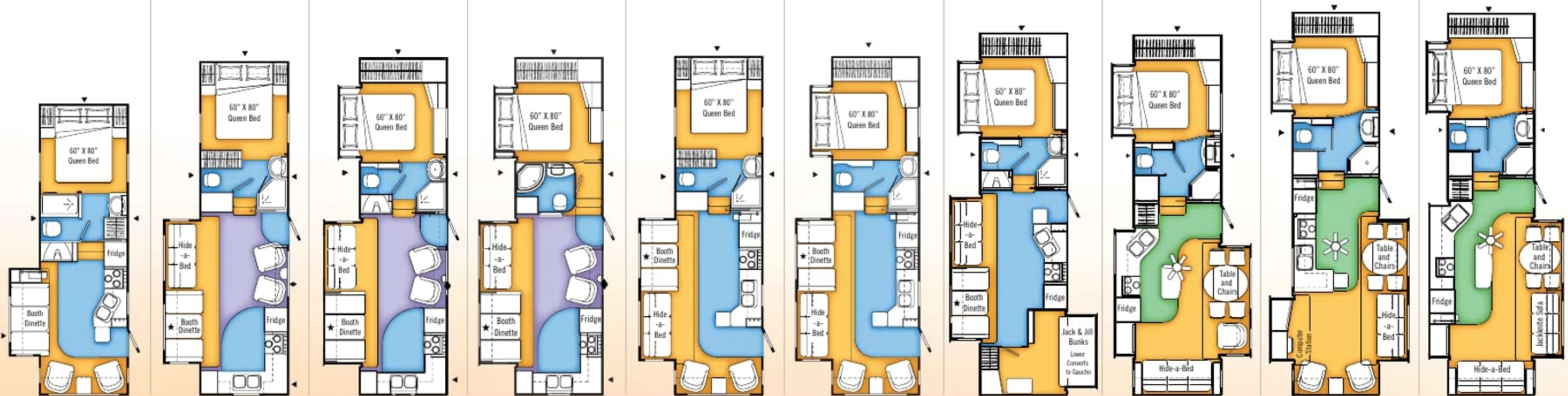
UVW (UNLOADED VEHICLE WEIGHT)

The weight of the trailer as built at the factory. The UVW does not include cargo, fresh water, LP gas, factory or dealer installed accessories.

NCC (NET CARRYING CAPACITY)

The maximum weight of personal belongings, food, fresh water, LP gas, tools, tongue weight of towed vehicle, factory and dealer installed accessories, etc., that can be carried by this trailer. (NCC is equal to or less than GVWR minus UVW.) Please see your dealer for weights of factory installed options.

<i>F254SS</i>	<i>FS280RK</i>	<i>FS290RK</i>	<i>FS291RK</i>	<i>FS305RL</i>	<i>FS306RL</i>	<i>FS324RB</i>	<i>FS326RL</i>	<i>FS340RL</i>	<i>FS341RL</i>
9390 (4260)	10900 (4946)	11900 (5399)	11900 (5399)	11900 (5399)	11900 (5399)	12900 (5853)	13990 (6346)	14200 (6442)	14500 (6577)
7894 (3581)	8931 (4052)	9542 (4329)	9581 (4346)	9343 (4238)	9742 (4419)	10689 (4849)	11431 (5186)	11890 (5394)	12100 (5489)
1446 (655)	1740 (789)	1953 (885)	1953 (885)	1526 (692)	1805 (818)	2026 (918)	2405 (1090)	2183 (990)	2103 (953)
1496 (679)	1969 (894)	2358 (1070)	2319 (1052)	2557 (1160)	2158 (979)	2211 (1003)	2559 (1161)	2310 (1048)	2400 (1089)
ST235/80R16D	ST235/80R16D	ST235/80R16D	ST235/80R16D	ST235/80R16D	ST235/80R16D	ST235/80R16D	LT235/85R16G	LT235/85R16G	LT235/85R16G
25'10" (7874)	29'4" (8941)	30'3" (9220)	30'3" (9220)	30'7" (9322)	30'7" (9322)	32'6" (9906)	32'1" (9779)	34'6" (10515)	34'6" (10515)
8'0" (2438)	8'0" (2438)	8'0" (2438)	8'0" (2438)	8'0" (2438)	8'0" (2438)	8'0" (2438)	8'0" (2438)	8'0" (2438)	8'0" (2438)
11'7" (3531)	11'9" (3582)	11'9" (3582)	11'9" (3582)	11'9" (3582)	11'9" (3582)	12'1" (3683)	12'2" (3707)	12'2" (3707)	12'2" (3707)
50 (190)	54 (204)	54 (204)	54 (204)	54 (204)	54 (204)	54 (204)	54 (204)	54 (204)	54 (204)
44 (166)	64 (242)	64 (242)	64 (242)	64 (242)	64 (242)	64 (242)	87 (330)	87 (330)	87 (330)
32 (121)	32 (121)	32 (121)	32 (121)	32 (121)	32 (121)	32 (121)	43.5 (165)	43.5 (165)	43.5 (165)
17 (64.8)	17 (64.8)	17 (64.8)	17 (64.8)	17 (64.8)	17 (64.8)	17 (64.8)	17 (64.8)	17 (64.8)	17 (64.8)



GVWR (GROSS VEHICLE WEIGHT RATING)

The maximum permissible weight of this trailer. The GVWR is equal to or greater than the sum of the unloaded vehicle weight (UVW) plus the net carrying capacity (NCC).

UVW (UNLOADED VEHICLE WEIGHT)

The weight of the trailer as built at the factory. The UVW does not include cargo, fresh water, LP gas, factory or dealer installed accessories.

NCC (NET CARRYING CAPACITY)

The maximum weight of personal belongings, food, fresh water, LP gas, tools, tongue weight of towed vehicle, factory and dealer installed accessories, etc., that can be carried by this trailer. (NCC is equal to or less than GVWR minus UVW.) Please see your dealer for weights of factory installed options.



Triple E Recreational Vehicles P.O. Box 1230, Winkler, Manitoba, Canada R6W 4C4 Telephone: (204) 325-4361 Fax: (204) 325-5241

Triple E Recreational Vehicles are designed and built to meet or surpass CSA-RVIA standards covering electrical services, gas services, plumbing services and vehicular safety. We reserve the right to change specifications on any or all products without prior notice; errors and omissions excepted. Triple E Recreational Vehicles is under no obligation to undertake modification to units manufactured prior to changes on specifications. Brochure pictures may be shown with optional equipment. Colours may not be exactly as shown due to the printing process. Please see your dealer for specific colours.

www.tripleerv.com





Triple E Recreational Vehicles P.O. Box 1230, Winkler, Manitoba, Canada R6W 4C4 Telephone: (204) 325-4361 Fax: (204) 325-5241

Triple E Recreational Vehicles are designed and built to meet or surpass CSA-RVIA standards covering electrical services, gas services, plumbing services and vehicular safety. We reserve the right to change specifications on any or all products without prior notice; errors and omissions excepted. Triple E Recreational Vehicles is under no obligation to undertake modification to units manufactured prior to changes on specifications. Brochure pictures may be shown with optional equipment. Colours may not be exactly as shown due to the printing process. Please see your dealer for specific colours.

www.tripleerv.com

