

2010

 **Bounder**

CLASS A GAS

The motor home that works
just as hard as you do.




2010 BOUNDER

 **FLEETWOOD RV**





Promote your sense of adventure.

Put your sense of adventure back in the driver's seat. Filled with convenient features and comfortable furnishings, Bounder was built to work hard so you can play hard. Go ahead and answer the call of the wild. Bounder will take you there.



The Shower has a low threshold - with one small step you're inside the roomy stall. The water temperature adjusts quickly, so you can avoid a cold shower. In fact, Bounder features a 10-gallon water heater, where many competitors only offer a 6-gallon heater.

The Bedroom Suite provides plenty of room for relaxing, thanks to the bedroom slide-out on every model. And under bed storage provides an out of the way space for linens and more.



The Dinette brings you a glorious sunset out the picture window to enjoy with your dinner. When you've got an overnight guest, the dinette converts to an extra bed.

The Galley is decked out with the appliances you need to whip up a meal for two...or twenty-two. And you have lots of countertop room for party trays - simply slide-out the countertop extension for even more horizontal space.



WHY BUY BOUNDER?

- More Value for Your Money
- Maximum Functionality
- Built for Long Trips
- Trusted Name
- Fully Equipped

BOUNDER 35H shown in Quartz interior décor with Bijoux Cherry wood cabinetry.



BOUNDER. CONNECT WITH THE OPEN ROAD.

FLOOR PLANS

33U



Interior Storage Capacity: 138 cu. ft.
Exterior Storage Capacity: 80 cu. ft.

• Available Options: 122, 126, 852

35H



Interior Storage Capacity: 188 cu. ft.
Exterior Storage Capacity: 144 cu. ft.

• Available Options: 122, 126, 491, 833

35J



Interior Storage Capacity: 183 cu. ft.
Exterior Storage Capacity: 84 cu. ft.

• Available Options: 122, 126, 631, 833, 852

35E



Interior Storage Capacity: 190 cu. ft.
Exterior Storage Capacity: 144 cu. ft.

• Available Options: 122, 126, 491, 833

OPTIONS



38P



Interior Storage Capacity: 184 cu. ft.
Exterior Storage Capacity: 108 cu. ft.

• Available Options: 122, 126, 197, 632, 833, 852

Seatbelt configuration may vary depending on options chosen.



WEIGHTS AND MEASUREMENTS

FORD® CHASSIS / WORKHORSE™ CHASSIS

MODELS	33U	35E	35H	35J	38P
Engine Displacement (Liters)	6.8/8.1	6.8/8.1	6.8/8.1	6.8/8.1	6.8/8.1
Wheelbase (Inches)	208"	228"	228"	228"	242"
GVWR (lbs) ¹	22,000	22,000	22,000	22,000	24,000
Front GAWR (lbs) ²	7,500	7,500	7,500	7,500	9,000
Rear GAWR (lbs) ²	14,500	14,500	14,500	14,500	15,500
GCWR (lbs) ³	26,000	26,000	26,000	26,000	30,000
Hitch Rating Weight (lbs) ⁴	5,000	5,000	5,000	5,000	6,000
Tongue Weight (lbs) ⁵	500	500	500	500	600
Fuel Capacity (gal)	75	75	75	75	75

Liquid Weight Reference:
Water (gal) = (8.3 lbs/3.8 kgs) Fuel (gal) = (6.1 lbs/2.8 kgs) Propane (gal) = (4.2 lbs/1.9 kgs)
Metric Conversion:
Multiply pounds x 0.453 to obtain kilograms. Multiply gallons x 3.785 to obtain liters.
Multiply liters x 61 to obtain cubic inches.

DIMENSIONS & CAPACITIES

MODELS	33U	35E	35H	35J	38P
Overall Length*	34' 3"	36' 3"	36' 3"	36' 3"	38' 3"
Overall Height (with A/C)	12' 10"	12' 10"	12' 10"	12' 10"	12' 10"
Overall Width (maximum) [†]	102"	102"	102"	102"	102"
Interior Height (maximum)	84"	84"	84"	84"	84"
Interior Width (maximum)	96"	96"	96"	96"	96"
Fresh Water Holding Tank (gal)	85	85	85	85	85
Grey Water Holding Tank (gal)	58	58	58	58	58
Black Water Holding Tank (gal)	42	42	42	42	42
Appliance Propane Tank (gal) (WC) [‡]	25	25	25	25	25
Water Heater Tank (gal)	10	10	10	10	10

Model: Ford/Workhorse™
Engine: 6.8L Triton V10/8.1L Vortec™ V8
Transmission: Ford®, 5-Spd. Automatic w/Overdrive
Workhorse™, 6-Speed Automatic w/Overdrive
Alternator: 130 Amp/145 Amp
Torque: 457 lb-ft @ 3250 RPM/455 lb-ft @ 3200 RPM
Horsepower: 362HP/340HP

- GVWR (Gross Vehicle Weight Rating) is the maximum permissible weight of this fully loaded motor home. The GVWR is equal to or greater than the sum of the (UVW) unloaded vehicle weight plus the (OCCC) occupant cargo carrying capacity*.
 - GAWR (Gross Axle Weight Rating) is the maximum permissible loaded weight a specific axle is designed to carry†.
 - GCWR (Gross Combined Weight Rating) is the value specified by the motor home manufacturer as the maximum allowable loaded weight of this motor home with its towed vehicle. Towing and braking capacities may be different. Refer to Fleetwood and chassis manufacturer's manuals for complete information.
 - Length measured from front bumper to rear bumper (excludes accessories).
 - Excludes safety equipment and awnings.
 - Motor homes feature a body-width over 95" which will restrict your access to certain roads. Before purchasing, you should research any state and/or province road laws which may affect your usage.
 - Tank manufacturer's listed water capacity (WC). Actual propane capacity is 80% of water listing as required by the safety code.
 - The chassis manufacturer recommends the installation of a supplemental brake control system to activate the brakes on the vehicle or trailer you are towing. Hitch receiver ratings expressed are maximum for the hitch receiver installed and may require the purchase of additional equipment that is dependent on the weight of the towed load. Consult with hitch receiver manufacturer for further information.
- * UVW and OCCC are found on the label containing the federal certification tag in each RV.

IMPORTANT — PLEASE READ: Product information, photography and illustrations included in this publication were as accurate as possible at the time of printing. For further product information and changes, please visit our website at www.fleetwoodrv.com or contact your local Fleetwood dealer. Prices, materials, design and specifications are subject to change without notice. All weights, fuel, liquid capacities and dimensions are approximate. Fleetwood has designed its recreational vehicles to provide a variety of uses for its customers. Each vehicle features optimal seating, sleeping, storage and fluid capacities. The user is responsible for selecting the proper combination of loads (i.e. occupants, equipment, fluids, cargo, etc.) to ensure that the vehicle's capacities are not exceeded.



Pass Through Storage (select models) is another great place for your long items, like golf clubs or fishing gear, coolers and chairs, because you can take them out from either side. Plus, side swinging luggage doors make it easy to grab what you need and go (available on select doors).

Storage Maximizer does exactly that - gives you maximum storage. It's the perfect place for bulky items like portable fire pits.

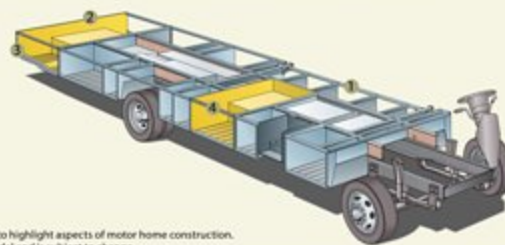
EXTERIOR GRAPHICS



POWER PLATFORM®.

Built for strength, stability and pass-through storage.

Fleetwood's patented Power Platform® is the envy of our competitors. The ultra-strong chassis provides enormous storage space, lined with molded plastic for easy cleaning and lit to help you see after dark. The holding tanks are positioned in the bottom to enhance balance, and enclosed so they can be heated in cold weather to help prevent freezing.



- EZ Store
- Pass-Through Storage Compartment
- Large Towing Capacity[†]
- Storage Maximizer

Drawings are for illustrative purposes only to highlight aspects of motor home construction. Actual motor home design depends on model and is subject to change.

[†] The chassis manufacturer recommends the installation of a supplemental brake control system to activate the brakes on the vehicle or trailer you are towing. Hitch receiver ratings expressed are maximum for the hitch receiver installed and may require the purchase of additional equipment that is dependent on the weight of the towed load. Consult with hitch receiver manufacturer for further information.

INTERIOR DÉCORS



FEATURES AND OPTIONS

STANDARD FEATURES

- INTERIOR THROUGHOUT**
- 120V/12V AC/DC Converter
 - 3 Interior Décor
 - Water Pump Switches in Multiple Locations
 - 34,000 Btu Furnace (30,000/20,000 Btu on 33U, 35J and 38P)
 - 10 Gallon Quick Recovery Water Heater w/ Direct Spark Ignition (Gas/Electric)
 - Central Electrical Panel
 - Complete TuffPEX Plumbing System
 - Deluxe Roller Bearing, Full Extension Drawer Guides & Transit Ship Locks
 - Dual 6V Deep Cycle House Batteries
 - Dual Roof A/C High Efficiency w/Solar Panel & Chill Grills
 - Energy Management System
 - Fluorescent Ceiling Lights
 - Incandescent Lighting
 - Plush Wall-to-Wall Carpet w/Carpet Pad
 - Solid Divider Doors
 - TV Antenna w/Signal Booster
 - Wall Switches
 - Water Heater Bypass Valve
 - Whole Coach Water Filtration System
 - Wood Drawers
 - Soft Touch Vinyl Ceiling
 - Computer Workstation In-Dash
- DRIVER CONVENIENCE**
- 3 Point Seat Belts at Driver & Front Passenger Seats
 - AM/FM Radio w/CD Player, Satellite Radio Ready
 - Auto A/C Heater Combo
 - Auxiliary Start Circuit
 - Battery Disconnect Switches
 - CB Radio Ready
 - Cruise Control
 - Dash Fans
 - Double Swivel Sun Visors w/Map Pockets
 - Ultraleather™ Driver/Front Passenger Captain's Chairs w/Reclining Back/Slide Controls
 - Intermittent Wiper Control
 - Low Profile Engine Cover
 - Monitor Panel in Dash
 - Radio Switch Main/Auxiliary Power
 - Soft Surface Automotive Dash
 - Tilt Steering Wheel
 - Color Rear Vision System
 - DSS Manual Lift Satellite Dish

- LIVING ROOM**
- 26" and 32" LCD HDTV in 35J and 38P
 - 32" LCD HDTV in 33U
 - DVD Player
 - Entry Assist Handle
 - Lounge Recliner (Select Models)
 - Residential Seat Styling

- GALLEY**
- 1.4 cu.ft. Over the Range Microwave Oven w/ Electronic Touch Pad
 - 8 cu.ft. Dometic® Double Door Refrigerator
 - Adjustable Cabinet Shelves (Select Cabinets)
 - Demand Water Pump
 - Fan-Tastic® Power Roof Vent
 - Folding Range Cover
 - Large Drawers Under Dinette
 - Large, Double Stainless Steel Sink
 - Raised Panel Cabinet Doors
 - Single Lever Galley Faucet w/Pullout Sprayer
 - Sink Cover/Cutting Board
 - Vinyl Flooring
 - Waste Basket
 - 3 Burner, High Output Range w/Over
 - Dream Dinette Mechanism

- BEDROOM**
- Beds/Spread w/Decor Pillows
 - Pleated Shades
 - Rear Speakers
 - Restonic® Innerspring Mattress
 - Torque Windows

- BATHROOM**
- Fan-Tastic® Power Roof Vent w/Wall Switch
 - Glass Shower Enclosure w/Skylight & Lower Step Threshold
 - Hardwood Bath Door/Trims
 - Molded Tub/Shower Enclosure
 - Porcelain Toilet w/Water Saver
 - Skylight in Tub/Shower
 - Toilet Tank San-T-Flush™ System

- SAFETY/CONVENIENCE**
- 10 ABC Fire Extinguisher
 - Carbon Monoxide Detector/Alarm
 - Propane Detector/Alarm
 - Smoke Detector/Alarm
 - Child Safety Tether
 - Multiple Seatbelt Locations

- EXTERIOR THROUGHOUT**
- 4 Graphic Color Choices
 - 5.5 kW Onan® MicroQuiet Generator
 - 50 Amp Service
 - Dual Battery Charge Control
 - Dual Pane Windows w/Screens

- Dual Patio Receptacles
- Fiberglass Front/Rear Caps
- Full-Body Paint
- Heated Water & Holding Tank Compartments
- One-Piece Panoramic Windshield
- Mud Flaps
- Park Cable Receptacle
- Patio Awning
- Utility Compartment w/Exterior Shower
- ABS Wheel Well Trims
- TV/12V Jack in Doorside Compartment

- AUTOMOTIVE**
- 4 Point Automatic Levelers
 - Large One-Piece Bonded-in Windshield
 - Trailer Hitch w/7 Pin Electrical Hook-Up[†]
 - Underhood Utility Light
 - 22" Aluminum Wheels
 - New Wiper System with Larger Sweep Area

- SAFETY/CONVENIENCE**
- Wide, 30" Entry Door w/Screen Door & Deadbolt Lock
 - Porch Light (Doorside)
 - Power Entry Step
 - Remote/Heated Rear View Mirrors
 - Roof Ladder
 - Automotive Safety Glass
 - Daytime Running Lights
 - Hydraulic 4 Wheel Disc Brakes w/4 Wheel Anti-Lock Brakes
 - Torque Windows

- STORAGE**
- EZ Store Compartment on Living Area Slide-Outs
 - Gas Lift Strut Supports
 - Hidden, Stainless Steel Latch Rods
 - Insulated Aluminum Luggage Doors w/Single Paddle Metal Latches & Stainless Steel Hinges
 - Lighted Luggage Compartments
 - Pass Through Storage (Select Models)
 - Rotomolded Polyethylene Luggage Compartments
 - Side Swinging Luggage Doors (Select Locations)

- BODY STRUCTURE**
- Aluminum Interlocking Floor/Wall/Ceiling Framing
 - Power Platform® Construction (Fleetwood RV Exclusive)
 - Basement Floor Configuration
 - Royal Tuff-Ply Radius Roof w/Ducted A/C
 - Vacu-bond® Upper/Lower Floors
 - Vacu-bond® Walls w/Smooth High Gloss Exterior Tuff-Coat® Fiberglass

OPTIONS

- INTERIOR**
- CSA Package (Canadian Specs)**
 - Washer/Dryer
 - 1200 Watt Inverter
 - DSS Auto Seek Satellite Dome

- DRIVER CONVENIENCE**
- Side View Signal Camera
 - Sirius Satellite Radio™
 - 6 Month Subscription Included)
 - Powered Front Shade

- LIVING ROOM**
- Super Lounge/Dinette*
 - Leather Euro Recliner w/Ottoman*
 - Soft Touch Hide-A-Bed w/Air Mattress*
 - Soft Touch Hide-A-Bed w/Air Mattress/ Footrest*
 - Ultraleather™ Sofa Bed*
 - Ultraleather™ Lounge Recliner*
 - 26" LCD HDTV in Front Overhead (33U)
 - U-Sectional Dinette w/Lounge*

- GALLEY**
- 3 Burner Cooktop
 - 12 cu. ft. Dometic® 4 Door Refrigerator w/Ice Maker
 - Convection Microwave Oven

- BEDROOM**
- LCD HDTV
 - King Bed*

- EXTERIOR**
- Diamond Shield Clear Front Protective Mask
 - Electric Awning
 - Exterior Entertainment Center

FLEETWOOD RV ADVANTAGES

- Power Platform® Construction (Fleetwood RV Exclusive)
- Pass Through Storage (Select Models)
- DuPont® Full-Body Paint Standard
- 5 Floor Plans from 34' to 38' w/Double, Triple or Full-Wall Slide-Outs
- Multiple Décor, Wood and Exterior Graphics Combination to Customize Your Bounder

* Not all options are available on all floor plans. See your Fleetwood dealer for details.
** CSA standards may require substitution or deletion to achieve conformance.



RV OWNERCARE*

Limited one-year/15,000-mile coach warranty and three-year/45,000-mile structural warranty, whichever occurs first, and it is fully transferable for the first 12 months. RV OWNERCARE is one of the RV industry's most comprehensive programs and includes systems, appliances, components and construction, with no deductible and no service charge. RV OWNERCARE coverage is provided from a company that will be around in the future to service your needs. See your nearest Fleetwood RV dealer for a full explanation of benefits and restrictions.

CONTACT US

To locate a dealer near you, visit our website at www.fleetwoodrv.com or call 1-800-444-4905. We can also be contacted at Fleetwood RV Customer Relations, P.O. Box 1007, Decatur, IN 46733.

FLEETWOOD MOTOR HOME CLUBS

As a Fleetwood owner, you're invited to become a member of several Fleetwood RV motor home clubs. Becoming a club member is the perfect way to meet other Fleetwood owners who love to travel across America and share in the RV lifestyle. Visit our website at www.fleetwoodrv.com/owners_clubs to learn more and join the fun.

YOUR LOCAL FLEETWOOD RV DEALER IS:



*For complete info see your Fleetwood dealer.

©2009. Fleetwood RV, Inc.
Printed in the USA. Inventory Control Number BO10B1, 11/09.
Model Year 2010, First Edition.

IMPORTANT—PLEASE READ

Product information, photography and illustrations included in this publication were as accurate as possible at the time of printing. For further product information and changes, please visit our website at www.fleetwoodrv.com or contact your local Fleetwood RV dealer. Prices, materials, design and specifications are subject to change without notice. All weights, fuel, liquid capacities and dimensions are approximate. Fleetwood RV has designed its recreational vehicles to provide a variety of uses for customers. Each vehicle features optimal seating, sleeping, storage and fluid capacities. The user is responsible for selecting the proper combination of loads (i.e. occupants, equipment, fluids, cargo, etc.) to ensure that the vehicle's capacities are not exceeded.

WHY FLEETWOOD RV?



Quality

There's no cutting corners. Skilled craftsmen build every Fleetwood RV for maximum durability and longevity.



Trust

More people trust Fleetwood RV. After all, we've spent the last 60 years perfecting RVs, earning the loyalty of generations of RVers.



Passion

We're truly passionate about the RV lifestyle. Fleetwood RV was founded by RV enthusiasts, and that tradition continues today.



Safety

You've got precious cargo. So we've engineered dozens of innovative safety features into our motor homes to give you more peace of mind.



Service

Help is nearby. When you need an upgrade or repair, you'll find Fleetwood dealers all across North America ready to assist you.



Warranty

Exclusive RV ownercare warranty. See your Fleetwood RV dealer for details.

