

2010

Discovery

CLASS A DIESEL

**Open Up To Life's
Opportunities**



2010 DISCOVERY

FLEETWOOD RV




Reason to Celebrate.

When your Discovery rolls into camp, everybody notices. And it's not just Discovery's commanding presence. People know the celebration is about to begin; share the fun with family and friends.



The Bathroom includes a marble-look shower and a Moen® faucet crowning a solid surface vanity.



The Bedroom beckons with a queen-size Restonic® mattress. The innersprings support your body, while the pillowtop provides the soft plushness of a pillow.





Entertainment

Experience state-of-the-art entertainment with Sony® LCD TVs and Home Theater System - all new for 2010.

The Galley is set to serve up hot food and warm hospitality. You'll also enjoy a large GE® convection microwave oven and three-burner recessed cooktop.



DISCOVERY 40G shown in Cognac interior decor with Symphony Cherry wood cabinetry.

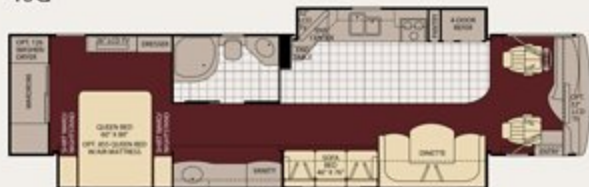
WHY BUY DISCOVERY?

- Step up to luxury.
- Built for comfort and convenience.
- Unmistakable quality.
- Space for entertaining.
- Luxurious bed and bath.



FLOOR PLANS

40G



Interior Storage Capacity: 182 cu. ft.
Exterior Storage Capacity: 239 cu. ft.

• Available Options: 113, 127, 855, 856, 878, 861, 201, 495, 832, 497

40K



Interior Storage Capacity: 177 cu. ft.
Exterior Storage Capacity: 242 cu. ft.

• Available Options: 495, 200, 833, 832, 855, 856, 173, 113, 127, 497

40X

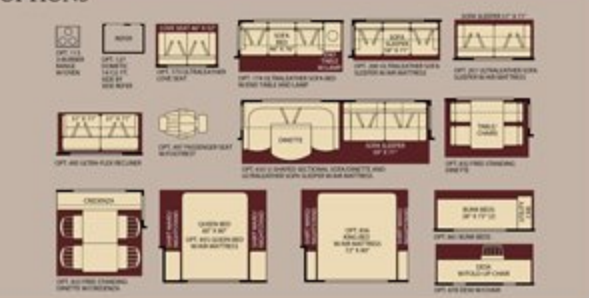


Interior Storage Capacity: 209 cu. ft.
Exterior Storage Capacity: 242 cu. ft.

• Available Options: 174, 833, 832, 635, 495, 201, 113, 127, 497

Seatbelt configuration may vary depending on options chosen.

OPTIONS



WEIGHTS AND MEASUREMENTS

FREIGHTLINER® XCM-SERIES/SPARTAN CHASSIS

MODELS	40G	40K	40X
ENGINE DISPLACEMENT (LITERS)	6.7	6.7	6.7
WHEELBASE (INCHES)	276"	276"	276"
GVWR (LBS) ¹	32,000	32,000	32,000
FRONT GAWR (LBS) ¹	12,000	12,000	12,000
REAR GAWR (LBS) ¹	20,000	20,000	20,000
GCWR (LBS) ¹	42,000	42,000	42,000
HITCH RATING WEIGHT (LBS) ²	10,000	10,000	10,000
TONGUE WEIGHT (LBS) ²	1,000	1,000	1,000
FUEL CAPACITY (GAL)	100	100	100

LIQUID WEIGHT REFERENCE:
WATER (GAL) = (8.3 LBS/3.8 KGS) FUEL (GAL) = (6.1 LBS/2.8 KGS) PROPANE (GAL) = (4.2 LBS/1.9 KGS)
METRIC CONVERSION:
MULTIPLY POUNDS X 0.453 TO OBTAIN KILOGRAMS. MULTIPLY GALLONS X 3.785 TO OBTAIN LITERS. MULTIPLY LITERS X 61 TO OBTAIN CUBIC INCHES.

DIMENSIONS & CAPACITIES

MODELS	40G	40K	40X
OVERALL LENGTH*	41' 4"	41' 4"	41' 4"
OVERALL HEIGHT (WITH A/C)	12' 10"	12' 10"	12' 10"
OVERALL WIDTH (MAXIMUM) ³ **	102"	102"	102"
INTERIOR HEIGHT (MAXIMUM)	84"	84"	84"
INTERIOR WIDTH (MAXIMUM)	96"	96"	96"
FRESH WATER HOLDING TANK (GAL)	100	100	100
GREY WATER HOLDING TANK (GAL)	75	75	75
BLACK WATER HOLDING TANK (GAL)	50	50	50
APPLIANCE PROPANE TANK (GAL) (WC) ⁴	37.5	37.5	37.5
WATER HEATER TANK (GAL)	10	10	10

MODEL: FREIGHTLINER® XCM-SERIES/SPARTAN CHASSIS
ENGINE: CUMMINS® ISBXT 6.7L
TRANSMISSION: ALLISON® 3000 MH 6-SPEED
ALTERNATOR: 170 AMP LEECE NEVILLE®
TORQUE: 750 LB-FT
HORSEPOWER: 350HP

- GVWR (Gross Vehicle Weight Rating) is the maximum permissible weight of this fully loaded motor home. The GVWR is equal to or greater than the sum of the (UVW) unloaded vehicle weight plus the (OCC) occupant cargo carrying capacity*.
- GAWR (Gross Axle Weight Rating) is the maximum permissible loaded weight a specific axle is designed to carry.
- GCWR (Gross Combined Weight Rating) is the value specified by the motor home manufacturer as the maximum allowable loaded weight of this motor home with its towed vehicle. Towing and braking capacities may be different. Refer to Fleetwood and chassis manufacturer's manuals for complete information.
- Length measured from front bumper to rear bumper (excludes accessories).
- Excludes safety equipment and awnings.
- Motor homes feature a body-width over 96" which will restrict your access to certain roads. Before purchasing, you should research any state and/or province road laws which may affect your usage.
- Tank manufacturer's listed water capacity (WC). Actual propane capacity is 80% of water listing as required by the safety code.
- The chassis manufacturer recommends the installation of a supplemental brake control system to activate the brakes on the vehicle or trailer you are towing. Hitch receiver ratings expressed are maximum for the hitch receiver installed and may require the purchase of additional equipment that is dependent on the weight of the towed load. Consult with hitch receiver manufacturer for further information.

* UVW and OCC are found on the label containing the federal certification tag in each RV.
IMPORTANT — PLEASE READ: Product information, photography and illustrations included in this publication were as accurate as possible at the time of printing. For further product information and changes, please visit our website at www.fleetwood.com or contact your local Fleetwood dealer. Prices, materials, design and specifications are subject to change without notice. All weights, fuel, liquid capacities and dimensions are approximate. Fleetwood has designed its recreational vehicles to provide a variety of uses for its customers. Each vehicle features optimal seating, sleeping, storage and fluid capacities. The user is responsible for selecting the proper combination of loads (i.e. occupants, equipment, fluids, cargo, etc.) to ensure that the vehicle's capacities are not exceeded.



Pass Through Storage With Side-Swinging Doors holds chairs, sports gear and more. You can take items out from either side. And the new side-swinging luggage doors make it easier to access your stuff, because the doors swing out of the way.

EXTERIOR GRAPHICS

Black Cherry



Gold Fire Mist



Stone



Granite Pearl



Iron



Twilight



INTERIOR DÉCORS

Cognac



Cumulus Cloud



Southern Comfort




Truffle



Wood Finishes



Symphony Cherry Bijoux Cherry



FEATURES AND OPTIONS

STANDARD FEATURES

- INTERIOR THROUGHOUT**
- 20,000/25,000 Btu Dual Furnaces
 - 20,000/30,000 Btu Dual Furnaces (40X)
 - 84" Interior Ceiling Height
 - Complete TuffPEX Plumbing System
 - Crown Molding
 - Day/Night Pleated Shades
 - Deluxe Roller Bearing, Full Extension Drawer Guides & Transit-Ship Locks
 - Demand Water Pump w/Filter
 - Dual Roof Mounted, High Efficiency A/C w/Solar Panel & Chill Grill on Front A/C
 - Hardwood Cabinet Doors/Drawers
 - Wall-to-Wall Ceramic Tile to Bedroom
 - Plush Wall-to-Wall Carpet w/Carpet Pad in Bedroom
 - Wall Sconces
 - Wall Switches (Includes Switches for Ceiling Lights & Vents)
 - Water Heater Bypass
 - Whole Coach Water Filtration System
 - Wood Finish Return Air Intake for Furnace
 - Central Vacuum System
 - Water Heater 16 Gallon Output
- DRIVER CONVENIENCE**
- New Functionally Friendly Soft Surface Dash
 - Adjustable 3 Point Seat Belts at Driver & Front Passenger Seats (w/Adjustable Shoulder Straps)
 - Color Back-Up Monitor
 - Auxiliary Start Circuit
 - Battery Disconnect System
 - CB Radio Ready
 - Cruise Control
 - Driver Side Manual Pull Down Shade
 - Driver/Front Passenger Ultraleather™ Captain's Chairs w/Reclining Back/Slide Controls w/Power Driver Seat
 - Denso High Output Auto A/C Heater Combo
 - Pass Armrest w/Integrated Magazine Rack & Easy Access Battery Disconnect Switch
 - Power Driver/Front Passenger Sun Visors
 - Radio Switch Main/Auxiliary Power
 - Snack Tray/Service Door at Dash
 - Tilt/Telescoping Steering Wheel
 - Power Entry Step Cover
 - 110 Volt Power Outlet at Dash
 - 2-12 Volt Power Outlets at Dash
 - Power Passenger Seat w/Power Footrest
 - Automatic Generator Start System
 - Radio w/Built in GPS, Back-Up Camera & Mirror-Mounted Side Cameras
- GALLEY**
- GE 1 cu.ft. Convection Microwave Oven w/Built in Range Hood & Light
 - 3 Burner, High Output Cooktop w/Sealed Burners
 - Adjustable Cabinet Shelves (Select Cabinets)
 - Fan-Tastic™ Power Roof Vent w/Wall Switch
 - Domestic™ 12.2 cu.ft. Residential Style 4 Door Refrigerator w/Ice Maker & Water Dispenser
 - Pull-Out Countertop (Select Models)

- Moen® Galley Faucet w/Pullout Sprayer
 - Six Person Pull-Out Dinette Table (Select Models)
 - Slide-Out Dinette Drawers w/Latches
 - Soap Dispenser
 - Solid Surface Countertop w/Integrated Spice Rack & Electrical Outlet, Sink & Range Covers
 - Under Galley Shelving & Wastebasket
 - Window Over Sink
 - Wood Trim Dinette Tabletop
- LIVING ROOM**
- Sony® 32" LCD HDTV (32" Midship in 40G & 40K; 40" Midship in 40X)
 - Sony® 5.1 Home Theater System w/Built in AM/FM/DVD & Surround Sound Speakers
 - Flexsteel® Residential Style Seating
 - TV Antenna w/ Signal Booster
- BEDROOM**
- Sony® 26" LCD HDTV
 - Slide-Out Features Overhead Cabinet
 - Dresser/Vanity w/Second Sink (40G)
 - Bedspread w/Décor Pillows
 - Coffler Ceiling
 - Remote Generator Start
 - Deluxe Pillow Top Innerspring Mattress
 - Ventilated Rear Wardrobe w/Cedar Lining, Carpeted Floor & Wire Organizer
 - Wardrobe Lighting
 - Bedroom Dash Radio Switch
- BATHROOM**
- A/C Venting
 - Cabinet Toe Kicks
 - Fan-Tastic™ Power Roof Vent w/Wall Switch
 - Glass Shower w/Skylight and Low Threshold
 - Moen® Faucet
 - Hardwood Bath Door/Trims
 - Lighted Assist Handle
 - Make-Up Lights (Some Models)
 - Porcelain Toilet w/Water Saver
 - Halogen Lighting Over Bathroom Sink
- SAFETY/CONVENIENCE**
- Carbon Monoxide Detector/Alarm
 - Improved Energy Management System (EMS) w/Soft Start
 - Fire Extinguisher
 - Multiple Seatbelt Locations
 - Propane Detector/Alarm
 - Power Entry Step Cover
 - Smoke Detector/Alarm
 - Neutral Loss Protection Standard
- EXTERIOR THROUGHOUT**
- 120V/12V AC/DC Converter
 - 120V/12V Wire Raceways
 - 2000 Watt Pure Sine Wave Inverter w/Remote
 - 4 Point Automatic Levelers
 - 50 Amp Service
 - 8.0 KW Onan® Quiet Diesel Generator
 - Awning Rail/Drip Molding (Both Sides)
 - 3 Burner, High Output Cooktop w/Sealed Burners
 - DSS Auto Locating Satellite Dish (Covered)
 - Dual Pane Windows w/Screens
 - Fiberglass Front Quarter Panels
 - Fiberglass Wheel Well Trims
 - Full-Body Paint w/Color & Graphics Extended Through Steline Over Roof

- New Exterior Graphics & Colors - 5 Choices
 - Weather Pro Power Awnings (Patio Awning Includes Wind Sensor)
 - Repositioned Patio Awning to Improve Functionality, & Usable Space Under Awning
 - Fiberglass Front/Rear Caps w/High Mounted Taillights
 - Water Pump Switch (Multiple Locations)
 - Improved "Flush Mount" Exterior Entertainment Center w/Sony® 32" LCD HDTV and High Output, Splashproof AM/FM/DVD Sound System
 - Heat Pump in Bedroom A/C
- AUTOMOTIVE**
- 10,000 lb. Weight Distributing Hitch Receiver
 - Dual Fuel Fill (One on Each Side)
 - Fog Lamps
 - Mud Flaps
 - Improved Color Rear & Side Vision Camera System
 - Remote Keyless Entry
 - Single Motor Diesel Equipment Windshield Wipers w/Wet Arm
 - Underhood Utility Light
 - Large One-Piece Bonded-in Windshield
 - 350HP Cummins® ISB 6.7L Engine
 - Freightliner™ Chassis
 - Heated Chrome Power Exterior Mirrors w/Turn Signals w/Sideview Cameras
 - Diamond Shield Clear Front Protective Mask
- SAFETY/CONVENIENCE**
- 20' Sewer Hose
 - 4 Wheel ABS Brakes
 - Automotive Safety Glass
 - Daytime Running Lights
 - Easy Sweep Flooring at Entry Step
 - Entry Door w/Screen Door & Deadbolt Lock
 - Four 6V/Deep Cycle House Batteries
 - Lighted Entry Assist Handle
 - Power Entry Step
 - Remote/Heated Rear View Mirrors
 - Toilet Tank San-T-Flush™ System
 - Touch Sensor Tank Monitoring System
 - Utility Compartment w/Exterior Shower
 - Rear Side Marker Lights
- STORAGE**
- Continuous One-Piece Compartment Bulb Seal
 - Pass Through Storage
 - Slide Swinging Luggage Doors
 - Insulated Aluminum Luggage Doors w/Single Paddle Metal Latches & Corrosion Resistant Steel Hinges
 - Large Compartment Doors
 - Lighted Luggage Compartments
- BODY STRUCTURE**
- Aluminum Interlocking Floor/Wall/Ceiling Framing
 - Royal Tuff-Ply Roof
 - Heated Water & Holding Tank Compartments
 - Royal Tuff-Ply Radius Roof w/Ducted A/C
 - Vacu-bond™ Upper/Lower Floors, Walls & Ceilings
 - Power Bridge™ Construction (Fleetwood Exclusive)

OPTIONS

- INTERIOR**
- CSA Package (Canadian Specs)**
 - Washer/Dryer Combo
 - Stackable Wash & Dryer
- GALLEY**
- 3 Burner Sealed Drop-In Range w/Oven
 - GE 22 cu-ft Residential Refer w/Two Additional Batteries & Additional Inverter (No Extra Charge)
- LIVING ROOM**
- Ultraleather™ Love Seat (40X)
 - Ultraleather™ Sofa Bed (40X)
 - Ultraleather™ Sofa Sleeper w/Air Mattress
 - Sony® 32" LCD HDTV in Front Overhead
 - Free-Standing Table & 4 Chairs
 - Free-Standing Dinette w/Credenza
 - Recliner w/Table (Select Models)
 - Desk (Select Models)
- BEDROOM**
- Adjustable Air Mattress
- EXTERIOR**
- Exterior "Pull Out" Grill & Kitchenette
 - Window Awning Package

FLEETWOOD ADVANTAGES

- Sony® 32" LCD HDTV in Living Room (40" in 40X)
- Sony® 26" LCD HDTV in Bedroom
- Sony® 5.1 Home Theater System w/Surround Sound
- Sony® In-Dash Stereo
- Improved HDMI Electronic Components Throughout Coach
- Improved TV & Home Theater Remote Control Operation
- Built-In, Standard or HDMI, Satellite Receiver AV Input Jack
- Single, Digital, LED Extend Retract Switch that combines five (5) functions including: awnings, step well Cover & Slide-Out Functions, into one (1), easily-accessible unit
- Improved 50 Amp EMS System that monitors both legs of power
- 110AC Outlet in Dash Area
- Full-Wall Slide (Patent Pending)
- 350HP Cummins® ISB 6.7L
- Vacu-bond™ Walls w/Smooth High Gloss Exterior Tuff-Coat™ Fiberglass
- Large One-Piece Bonded-in Windshield
- Slide Swinging Luggage Doors
- Slide Swinging Luggage Doors
- Deluxe Roller Bearing, Full Extension Drawer Guides
- 84" Interior Ceiling Height
- Power Bridge™ Construction (Fleetwood RV Exclusive)

**CSA Standards may require substitution or deletion to achieve conformance



Class A Diesel

RV OWNERCARE*

Limited one-year/15,000-mile coach warranty and three-year/45,000-mile structural warranty, whichever occurs first, and it is fully transferable for the first 12 months. RV OWNERCARE is one of the RV industry's most comprehensive programs and includes systems, appliances, components and construction, with no deductible and no service charge. RV OWNERCARE coverage is provided from a company that will be around in the future to service your needs. See your nearest Fleetwood RV dealer for a full explanation of benefits and restrictions.

CONTACT US

To locate a dealer near you, visit our website at www.fleetwoodrv.com or call 1-800-444-4905. We can also be contacted at Fleetwood RV Customer Relations, P.O. Box 1007, Decatur, IN 46733.

FLEETWOOD MOTOR HOME CLUBS

As a Fleetwood RV owner, you're invited to become a member of several Fleetwood RV motor home clubs. Becoming a club member is the perfect way to meet other Fleetwood owners who love to travel across America and share in the RV lifestyle. Visit our website at www.fleetwoodrv.com/owners_clubs to learn more and join the fun.

YOUR LOCAL FLEETWOOD DEALER IS:



IMPORTANT—PLEASE READ

Product information, photography and illustrations included in this publication were as accurate as possible at the time of printing. For further product information and changes, please visit our website at www.fleetwoodrv.com or contact your local Fleetwood dealer. Prices, materials, design and specifications are subject to change without notice. All weights, fuel, liquid capacities and dimensions are approximate. Fleetwood has designed its recreational vehicles to provide a variety of uses for customers. Each vehicle features optimal seating, sleeping, storage and fluid capacities. The user is responsible for selecting the proper combination of loads (i.e. occupants, equipment, fluids, cargo, etc.) to ensure that the vehicle's capacities are not exceeded.

WHY FLEETWOOD RV?



Quality

There's no cutting corners. Skilled craftsmen build every Fleetwood RV for maximum durability and longevity.



Trust

More people trust Fleetwood RV. After all, we've spent the last 60 years perfecting RVs, earning the loyalty of generations of RVers.



Passion

We're truly passionate about the RV lifestyle. Fleetwood RV was founded by RV enthusiasts, and that tradition continues today.



Safety

You've got precious cargo. So we've engineered dozens of innovative safety features into our motor homes to give you more peace of mind.



Service

Help is nearby. When you need an upgrade or repair, you'll find Fleetwood RV dealers all across North America ready to assist you.



Warranty

Exclusive RV Ownercare warranty. See your Fleetwood dealer for details.

*For complete info see your Fleetwood dealer.

