

**DSI**

10th Annual RVDA DEALER  
SATISFACTION INDEX  
AWARD WINNER

COUGAR 1/2 TON SERIES: Travel Trailers and Fifth Wheels

EXPECT MORE AND SACRIFICE NOTHING



*Cougar* BY KEYSTONE

**1/2 TON  
SERIES**



[www.keystone-cougar.com](http://www.keystone-cougar.com)

WESTERN EDITION

**1/2 TON  
SERIES**



Go RVing

2642 Hackberry Drive  
PO Box 2000  
Goshen, IN 46527-2000  
(574) 535-2100



[www.keystonerv.com](http://www.keystonerv.com)

YOUR LOCAL DEALER:

Product information is as accurate as possible as of the date of publication of this brochure. Features, floor plans, and specifications are subject to change without notice. Please also consult Keystone's website at [keystonerv.com](http://keystonerv.com) for more current product information and specifications. Tow Vehicle Disclaimer: CAUTION: Owners of Keystone recreational vehicles are solely responsible for the selection and proper use of tow vehicles. All customers should consult with a motor vehicle manufacturer or their dealer concerning the purchase and use of suitable tow vehicles for Keystone products. Keystone disclaims any liability or damages suffered as a result of the selection, operation, use or misuse of a tow vehicle. KEYSTONE'S LIMITED WARRANTY DOES NOT COVER DAMAGE TO THE RECREATIONAL VEHICLE OR THE TOW VEHICLE AS A RESULT OF THE SELECTION, OPERATION, USE OR MISUSE OF THE TOW VEHICLE. 10/2010

October 2010

1/2 TON  
SERIES



**COUGAR 1/2 TON SERIES TRAVEL TRAILERS  
HAVE SET A NEW STANDARD FOR LIGHTWEIGHT.**

Our goal was to make the unit lighter weight without sacrificing valuable storage space or high-end features.

**PICTURED RIGHT:** The Cougar 1/2 Ton Series 31SQBWE Travel Trailer in Autumn Night Decor features a spacious rear bunk area for the kids as well as a large main living area showcasing a swivel LCD TV, extra large windows, u-shaped dinette and true cherry wood cabinet doors and drawers.



31SQBWE 1/2 TON SERIES TT



31SQBWE 1/2 TON SERIES TT


**CUB COUCH  
FOLDS OUT FOR  
ADDITIONAL  
SLEEPING**

**Designed with Your Family's Needs in Mind**

1/2 TON  
SERIES



276RLSWE 1/2 TON SERIES FW



276RLSWE 1/2 TON SERIES FW

**WHEN WE SAY YOU WON'T HAVE TO SACRIFICE ANYTHING, WE MEAN IT.**

- ① Dedicated trash can storage
- ② 22" Oven
- ③ Large windows
- ④ 32" LCD TV's (FW only)  
26" LCD TV's (TT only)
- ⑤ Raised panel true cherry cabinet
- ⑥ Full-sized pantry doors and drawers
- ⑦ Countertop extension
- ⑧ Oversized pots and pans drawers
- ⑨ Outside security light
- ⑩ Hitch Vision (FW only)
- ⑪ Snap jacks (FW only)

RANKED #1 IN CLASS  
#1  
9 STRAIGHT YEARS

**Maximum Storage Capacity**

**1/2 TON  
SERIES**

## EXPECT MORE AND SACRIFICE NOTHING:

Every 1/2 Ton Series is standard with features that are usually reserved for units costing thousands more.

- Quick Recovery Water Heaters
- Porcelain Foot Flush Toilet
- Enclosed and Heated Underbelly
- Air Mattress Sofa
- Outside Cook Center (most models)



Cougar has earned the DSI award an unprecedented 3 years in a row!

THE DSI (DEALER SATISFACTION INDEX) AWARD RATES THE LEVEL OF SATISFACTION THE DEALERS HAVE IN A MANUFACTURER. IT RATES MANUFACTURERS IN MANY AREAS SUCH AS: PRODUCT DESIGN, PRODUCT RELIABILITY & QUALITY, WARRANTY SUPPORT, AND PARTS SUPPORT.

## ZERO° DEGREE TESTED

Cougar has been zero degree tested. The Polar Package Plus allows you to camp to zero degrees without worry of your tanks freezing up.

We also add upgraded insulation to our slide-out floors to control the hot and cold exchange and unlike our competition we merge our skirt metal to the I-Beam for complete enclosure of your fifth wheel underbelly.

### CONTROL EVERYTHING WITH THE COUGAR E-Z CAMP REMOTE




Docking Light




Landing Gear



Electric Slide Out



Scare Light  
(TT Only)



Electric Awning



Full depth drawer guides creates smooth accessibility to your utensil tray.



Setting up and taking down your awning is easier than ever with the all new Cougar electric awning.

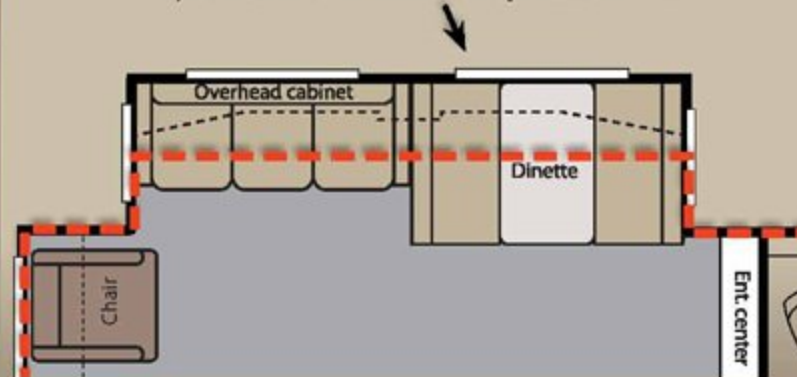
## OUTDOOR COOK CENTER



Cougar 1/2 Ton Series takes good ideas to the next level. The Cougar 31SQBWE and 280BHSWE features a full service outside kitchen which includes a refrigerator, stove top, sink and extendable countertops all without sacrificing valuable sleep space.

You'll appreciate the extra livability of 1/2 Ton Series's larger slide rooms.

1/2 Ton Series's 38" deep slide room




Unlike most lightweight travel trailers, Cougar 1/2 Ton Series have full depth 38" slide-outs.

1/2 TON SERIES



Cougar 1/2 Ton Series provides a convenient cook center with outside LP gas hook-up on most models.



Cougar 1/2 Ton Series comes outfitted with a black tank flush hook-up. This feature keeps the black tank clean and trouble free.



COUGAR 1/2 TON SERIES  
**PILLOW TOP**  
MATTRESS

Exclusive to Cougar 1/2 Ton Series, the pillow top mattress is built with a residential look and feel, is double quilted and has double the support of the industry standard mattresses.



U-Shaped dinettes are standard in most Cougar 1/2 Ton Series travel trailers.



True select grade cherry raised panel cabinets come standard with Cougar 1/2 Ton Series.

When it Comes to Cougar 1/2 Ton Series: BIGGER IS BETTER

# TRAVEL TRAILERS

## 1/2 TON SERIES



26BHSWE



29FKSWE



26BRSWE



30BHSWE



24RKSWE



27RLSWE



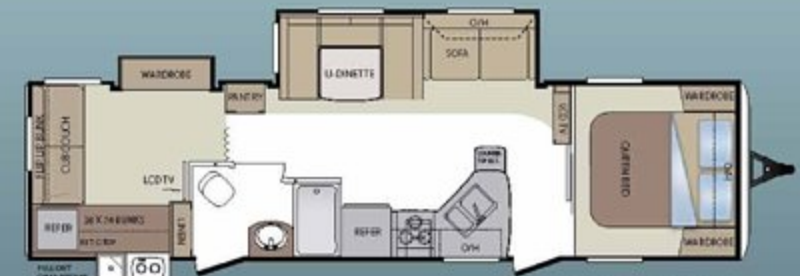
30RKSWE



25RLSWE



29BHSWE



31SQBWE

## Cougar 1/2 Ton Floorplans

# FIFTH WHEELS

THERE IS A 1/2 TON SERIES FLOORPLAN TO FIT EVERY NEED.

## 1/2 TON SERIES



244RLSWE



276RLSWE



278RKSWE



280BHSWE

### TRAVEL TRAILERS

### FIFTH WHEELS

MODEL	24RKSWE	25RLSWE	26BHSWE	26BRSWE	27RLSWE	29BHSWE	29FKSWE	30BHSWE	30RKSWE	31SQBWE	244RLSWE	276RLSWE	278RKSWE	280BHSWE
Shipping Weight	5563	6137	6021	6704	6381	6457	6335	6795	6762	6979	6880	7240	7250	7850
Carrying Capacity	2237	1663	1779	1096	1419	1343	1465	1405	1438	2021	3190	2940	2810	2360
Hitch	450	480	680	670	610	770	940	710	530	885	1270	1340	1260	1410
Length	27' 3"	29' 6"	28' 11"	31' 2"	30' 6"	32' 6"	32' 6"	33'	34' 4"	35' 5"	26' 9"	28' 9"	28' 9"	31' 4"
Height	10' 11"	10' 11"	10' 11"	10' 11"	10' 11"	10' 11"	10' 11"	10' 11"	10' 11"	10' 11"	11' 8"	11' 8"	11' 8"	11' 10"
Fresh Water	60	60	60	60	60	60	60	60	60	41	60	60	60	60
Waste Water	38	38	38	28	38	38	38	38	38	28	38	38	38	38
Gray Water	76	38	76	56	76	38	76	76	76	56	76	76	76	76
Awning Length	15	17	16	19	16	19	17	16	19	19	12	16	17	16



VIEW SNAPSHOT PHOTOS OF FLOORPLAN INTERIORS AT [WWW.KEYSTONE-COUGAR.COM](http://WWW.KEYSTONE-COUGAR.COM)

## Expect More and Sacrifice Nothing

## Cougar's Enclosed Radiant-Heated Underbelly



With its streamlined front cap, radius corners, and enclosed underbelly, Cougar's aerodynamic exterior design substantially reduces air turbulence, increasing stability and mileage during travel.



WEST COAST PRODUCTION



Cougar has strategically produced travel trailers and fifth wheels out west in Oregon, which means high quality 1/2 Ton Series are built specifically for west coast customers by west coast production workers.




BIKE/STORAGE RACK & HARDWOOD CHERRY CABINET DOORS



Another Cougar first: The rear storage rack provides a quick slide-away storage alternative. (N/A on certain floorplans)  
With the new "Cougar Cherry" cabinet doors we were the first in our class to use true select grade cherry wood on all our doors and drawers.



HITCH VISION DOCKING LIGHTS



Hitch Vision gives the fifth wheel user complete confidence to back up and align their truck to Cougar's extended hitch pin using only the built-in mirror for guidance. Dual automotive LED docking lights, which can be controlled by the E-Z Camp Cougar Remote, allow you to load or unload camping gear day or night.



# 1/2 TON SERIES STANDARDS, OPTIONS AND DECORS

## 1/2 TON SERIES STANDARDS

- Executive Chef Kitchen (most models)
- Real cherry wood cabinet doors - not composite doors
- Oversized pots and pans drawer
- Pantry 100% larger than competitors
- Deep two bowl sink with sink cover cutting boards
- Residential full-extension drawer glides with steel ball bearings throughout
- Residential porcelain toilet with foot pedal
- EZ-Lube hubs on axles (all models)
- 30,000 BTU furnace
- One-piece seamless rubber roof
- All windows in main slide-out open
- Swivel rocker (25RLSWE, 27RLSWE, 29FKSWE, 30RKSWE, 244RLSWE, 276RLSWE, 278RKSWE)
- Cable/satellite prep

## 1/2 TON SERIES CAMPING-IN-STYLE PACKAGE

- Pleated day/night shades
- Laundry chute (most models)
- Black trim safety glass windows
- Microwave oven with turn style
- Aluminum framed sidewalls, floors, front and rear walls and slide-rooms
- 13,500 BTU air conditioner

## 1/2 TON SERIES VALUE PACKAGE

- True home CD/DVD system with speakers and separate zones (12 Volt compatible), MP3 player hookup on stereo
- All weather outside speakers
- Gas/electric water heater with quick recovery
- Residential tiled shower/tub surround
- TV antenna
- Laminated fiberglass sidewalls

## 1/2 TON SERIES CONVENIENCE PACKAGE

- Outside shower\*
- Residential refrigerator front\*
- Spare Tire\*
- Outside Cook Center (most models)\*
- 1/2 Ton Series Dry Camping Features
- 12 Volt stereo
- Large fresh, grey and black tanks (all models)
- All slide-out lights are 12 Volt
- Space for dual batteries
- Entire underbelly enclosed to keep debris off tanks, water lines, etc.
- Fully enclosed and heated dump valves

## 1/2 TON SERIES SAFETY FEATURES

- Manual backup on all main slide-outs
- LP sensor
- Smoke detector
- Fire extinguisher
- Carbon monoxide detector

## 1/2 TON SERIES OPTIONS

- Air mattress sofa with storage (most models)
- Free-standing dinette (N/A 24RKSWE)
- Radial tires\*
- Polar Package Plus\*
- 20" LCD TV (24RKSWE, 25RLSWE)
- 26" LCD TV (N/A 24RKSWE, 25RLSWE)\*
- 32" LCD TV (all fifth wheels)\*
- Carbon monoxide detector\*
- Electric awning\*

\* Mandatory option



# 1/2 TON SERIES

## DARE TO COMPARE

- Highest trade-in and resale value in the industry on average
- Polar Package Plus: Enclosed, underbelly with heated and enclosed dump valves
- 16.2 Gallons per hour - quick recovery water heater (great for bunkhouses)

- Slide-out seal is mounted in a "T" track (no sticky tape to hold slide seals on)
- Cougar - executive chef kitchen (see Cougar Standards for details)
- Easy access laundry chute (most models)
- Porcelain foot flush toilets

- Solid lambrequin leg window treatments
- Day/Night Shades standard on all models
- Five side welded aluminum super structure
- R9 sidewall insulation, R14 floor and ceiling insulation, R15 underbelly and R15 astro-foil in the slide-out

- Fully ducted air conditioning featuring triple insulated, foil-wrapped, light-weight ducts
- 12 Volt compatible for dry camping

## Discover Which Options are Right for You