

adventure, inspired by
AIRSTREAM

INTERSTATE 3500

Colonial Airstream
1121 Rt. 88
Lakewood, NJ 08701
Phone: 732-367-4499
www.colonialairstream.com



INTERSTATE 3500

THE PERFECT UNION OF FORM AND FUNCTION

Across plains and mountain ranges, over hundreds of millions of miles of open road – Airstreams have proven so reliable that since 1931 over 65% of them are still out there, still owning the road.

And now Airstream and Mercedes, in a perfect marriage of engineering and elegance, have created the ultimate paragon of freedom and exploration, the Airstream Interstate 3500.

Designed with a low center of gravity and standard adaptive electronic stability program (adaptive/esp), you won't find a more confidence-inspiring ride – no matter how far you travel.

And since the indomitable Mercedes-Benz® Turbo diesel engine delivers a stunning 18 miles to the gallon, you'll have many more miles to explore.

▼ Interstate exterior shown
in Sheer Silver Metallic





▲ Lounge model shown in Onyx decor, back-to-front.



▲ Lounge model shown in Onyx decor, front-to-back.

BEAUTY – IT STARTS ON THE INSIDE

From plush Ultraleather® appointments, to Corian® counters, to the mounted HD TV, the interior of the Interstate 3500 is your luxury suite as inviting as the places you'll travel.

With seating for up to eight people and sleeping room for two, the lounge model floorplan easily configures for a variety of seating and sleeping arrangements.

And we've redefined gourmet to-go. The galley features a convection-microwave oven, a glass covered stainless-steel cooktop, and a 3.1 cubic foot refrigerator 90% more efficient than conventional RV models.

In addition, the Interstate 3500 boasts optional features that place it well beyond others in its class. So step in. Sit down. And enjoy the ride.

INTERSTATE 3500

ELECTRICAL SYSTEM

Enjoy the power to go anywhere. Whether you're watching the 19" LCD TV or making a fresh pot of coffee, the onboard monitoring system keeps track of the energy stored and used in the maintenance-free Absorbed Glass Mat (AGM) batteries.

- AGM batteries
- 2.5 kW Onan® LP Generator
- 12v battery separator protects the chassis charging system from excessive loading while allowing auxiliary batteries to be charged while the vehicle engine is in operation
- 110 volt Energy Management System (EMS) prevents tripped circuit breakers by automatically turning off one or more of the vehicle's postponable onboard appliances
- Optional 50 watt solar panel
- Separate engine-starting battery
- 12v, 220 amp heavy-duty alternator
- All systems controlled in a single panel
- Weather-proof connectors
- Heavy-duty 110v landline connection
- 750 watt inverter / 45 amp multi-stage battery charger

PLUMBING SYSTEM

Travel well. Travel far. Travel extraordinary. Innovative design, generous storage capacities and premium parts provide maximum comfort on the road.



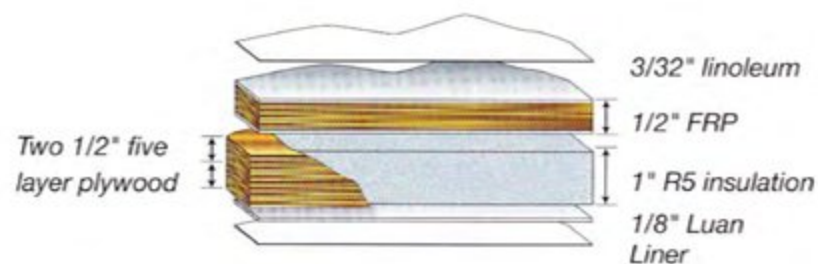
- Probeless tank sensors provide longer lasting, accurate and reliable tank levels
- 16 gallon black water tank
- One-piece fiberglass shower enclosure with reinforced composite sandwich floor for added strength and durability
- 26 gallon fresh water capacity, heated by a 281 BTU thermostatically controlled tank heating pad
- Atwood XT combination gas/electric hot water heater provides 50% more hot water without increasing the size or adding weight by featuring Exothermal Technology
- Self-sealing Hepvo® valve designed to prevent escape of gray water tank odor

FLOORING AND INSULATION

Comfortable. Stylish. And yes, you might even ask visitors to take off their shoes. The durable laminated floor is more than 1.5" thick, which means maximum insulation, and a quieter in-cabin experience.



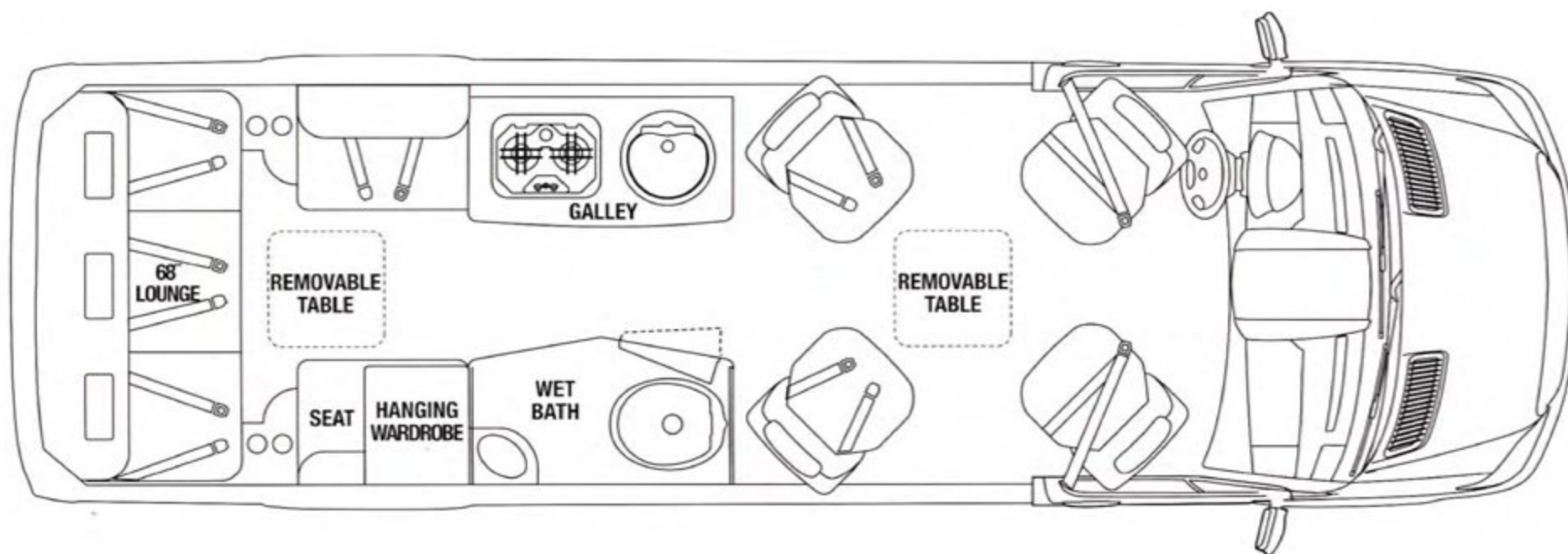
- Advanced engineered seven layer composite floor over 1.5" thick
- R7 fiberglass insulation throughout
- Foil-backed constrained layer dampening pads over wheel wells block road noise
- No-carpet flooring maximizes ease of cleaning



INTERSTATE 3500

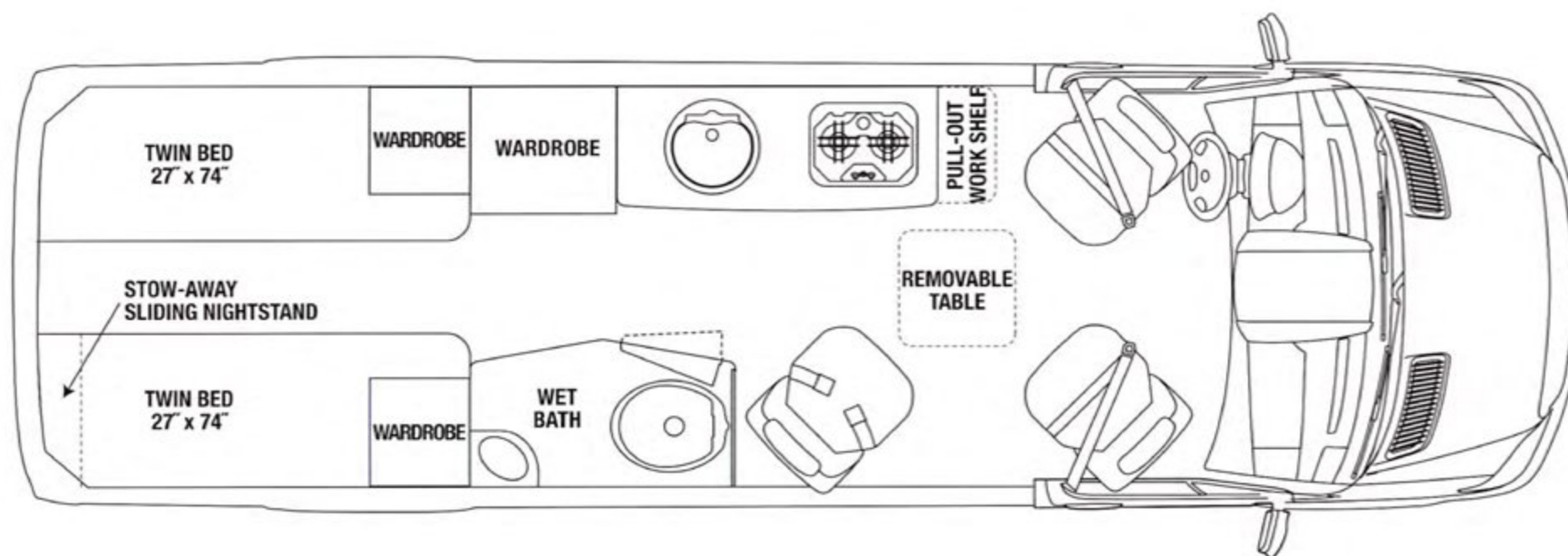
THE LOUNGE FLOORPLAN

This flexible arrangement features a sofa bed, offering seating for eight when you need it — like when the campfire has died away to dim embers and the night wind brings chills to shoulders.



THE TWIN FLOORPLAN

Sleeps two, and awakens you both with the promise of adventure. This layout offers 82% more storage and a floor-to-ceiling wardrobe. The views, of course, are as expansive as all outdoors.



TECHNICAL SPECIFICATIONS

CHASSIS

Mercedes-Benz Sprinter 3500 Series

3.0 liter V-6 turbo diesel

188 hp/325 lb.- ft. torque

5-speed automatic

Gross Vehicle Weight Rating (lbs.)

Gross Combined Weight Rating (lbs.)

Unloaded Vehicle Weight (lbs.)

Occupant and Cargo Carrying Capacity (lbs.)

Towing Capacity – draw bar (lbs.)

Towing Capacity – vertical tongue weight (lbs.)

Lounge

STD

STD

11,030

15,250

8,133

2,897

5,000

500

Twin

STD

STD

11,030

15,250

8,056

2,974

5,000

500

Dimensions and Capacities

Overall Length

22' 9"

22' 9"

Overall Height (w/ A/C)

9' 8"

9' 8"

Overall Width

6' 7.7"

6' 7.7"

Interior Height

6' 2.25"

6' 2.25"

Interior Width @ floor

5' 10"

5' 10"

Sleeping Capacity

2

2

Seating Capacity

8

3

Fresh Water (total usable capacity) (gal.)

32

32

Gray Water Tank Capacity (gal.)

27

27

Black Water Tank Capacity (gal.)

16

16

LPG Tank Capacity (gal.)

18.9

18.9

Diesel Fuel Tank Capacity (gal.)

26.4

26.4

Systems

Air Conditioner w/ Wall Thermostat (BTU)

13,500

13,500

Furnace (BTU)

16,000

16,000

Refrigerator (energy efficient compressor style)

3.1 cu. ft. 12 volt/110 volt

Generator w/ remote start

LPG 2.5 kW Onan®

Converter/Inverter

45 amp multi-stage charger 750 watt inverter

Auxiliary (coach) Batteries


Two 12 volt deep cycle maintenance free Group 24 AGMs

Shore Power

30 amp/110 volt service w/ Energy Management System

COLOR OPTIONS

EXTERIOR PAINTWORK



Summit White



Sheer Silver
Metallic


ONYX INTERIOR OPTION



Main Fabric



Flooring



Ultraleather®



Accent Fabric



Laminate



Countertop

SAND PEARL INTERIOR OPTION



Accent Fabric




Flooring



Main Fabric



Accent Fabric



Laminate



Countertop

See www.airstream.com for more detailed specifications and options.

adventure, inspired by
AIRSTREAM

INTERSTATE 3500

TO THE RESTLESS SPIRIT

Sight. Touch. Smell. Taste. Hear.

The five senses. It's time to use them.

It's time to explore. Let's see what's
around the next bend. Over the next rise.

Beyond the next valley. It could be
beautiful. It could be incredible. It could
be anything. But no matter what you
find, there's one thing you're sure to
discover: Your sixth sense. Your sense
of adventure.

Adventure, Inspired by Airstream



THOR
INDUSTRIES, INC.

All content and images
© Airstream 2010

Interstate 3500 20k 09/10

Airstream, Inc.
419 West Pike Street
P.O. Box 629
Jackson Center, OH
45334 USA
937-596-6111
www.airstream.com

Product information, specifications, and photography in this brochure were as accurate as possible at time of printing. Photographs may contain some features that are optional on your vehicle. Since we continually strive to improve our products, actual products may differ. Prices and specifications are subject to change without notice. All capacities are approximate and dimensions are nominal. Some features or options may be different or unavailable in Canada.

Vehicle Loading - Every effort has been made to provide the greatest number of options for the recreation vehicle owner. Along with these choices comes the responsibility to manage the loads that are imposed by the choices so that they remain within the manufacturer's specified chassis weight limits. Do not overload the recreation vehicle.

Dry Weights - Based on standard features; optional equipment not included. Net carrying capacity (NCC) determined by subtracting unloaded vehicle weight (UVW) from gross vehicle weight (GVWR) and includes fluids, options, and cargo. Liquid capacities and weights are approximations only.

Warning - This information is intended as a guide only. Weights of individual vehicles may vary. Consult your owner's manual for complete loading, weighing, and towing instructions.