

# ALUMA-LITE® CLASS C

2011



HOLIDAY RAMBLER®

*This is Living®*



*Aluma-Lite®*





*Aluma-Lite*<sup>®</sup>  
2011 | CLASS C

## A CLASSY CLASS C

There's so much to like about the easy-to-maneuver, family-friendly Aluma-Lite Class C. But don't be fooled by its size. This snappy Class C is a paradox of sorts, with jumbo-sized features packed into a less than jumbo package. A king-size fresh water tank allows for extended camping opportunities, along with an extra large exterior bay that stores all equipment in a central, convenient location. Oversize features inside include a 42-inch-by-18-inch galley space accented by a 48-inch-by-36-inch dinette window. A substantial wardrobe provides valuable expanded storage. Available in 23, 28 and 31-foot floorplans, the Aluma-Lite Class C provides a smaller, more agile RV with big features and competitive fuel economy at an affordable price. *(Pictured: 23RB/Turning Leaves/Newport Cherry)*





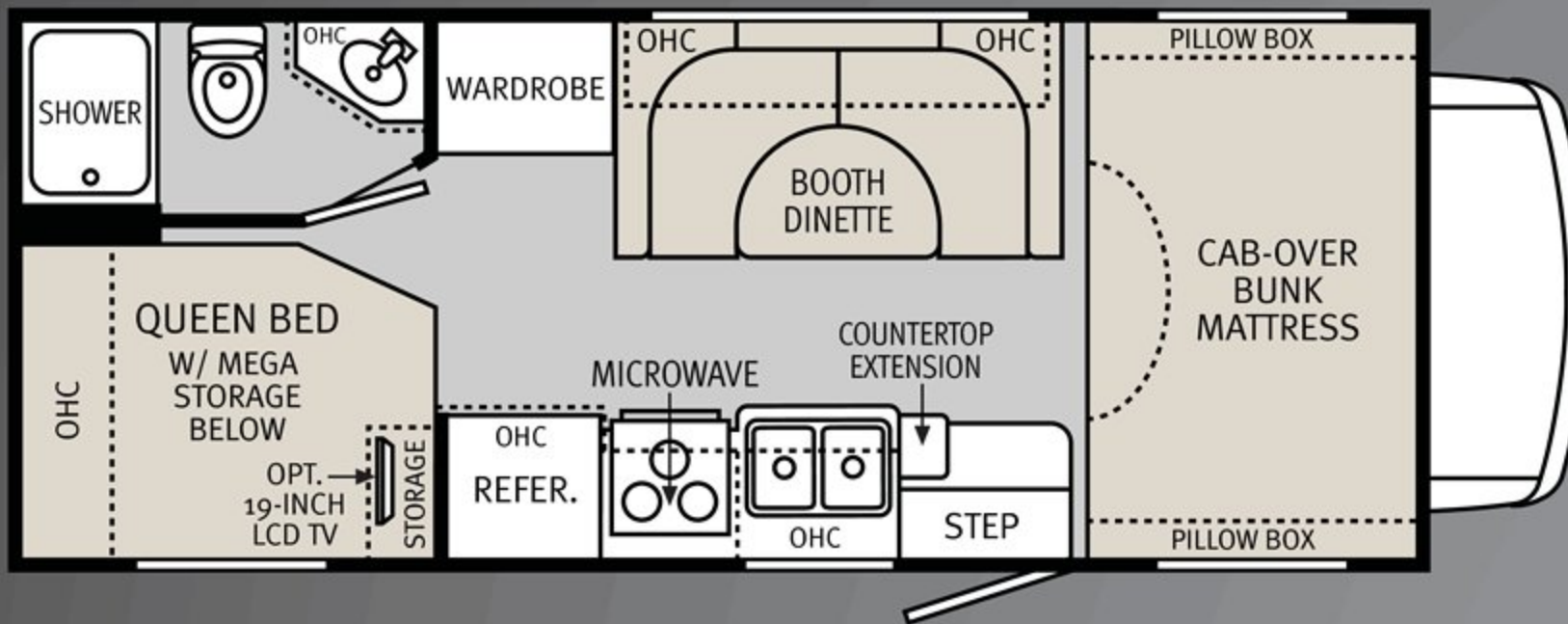






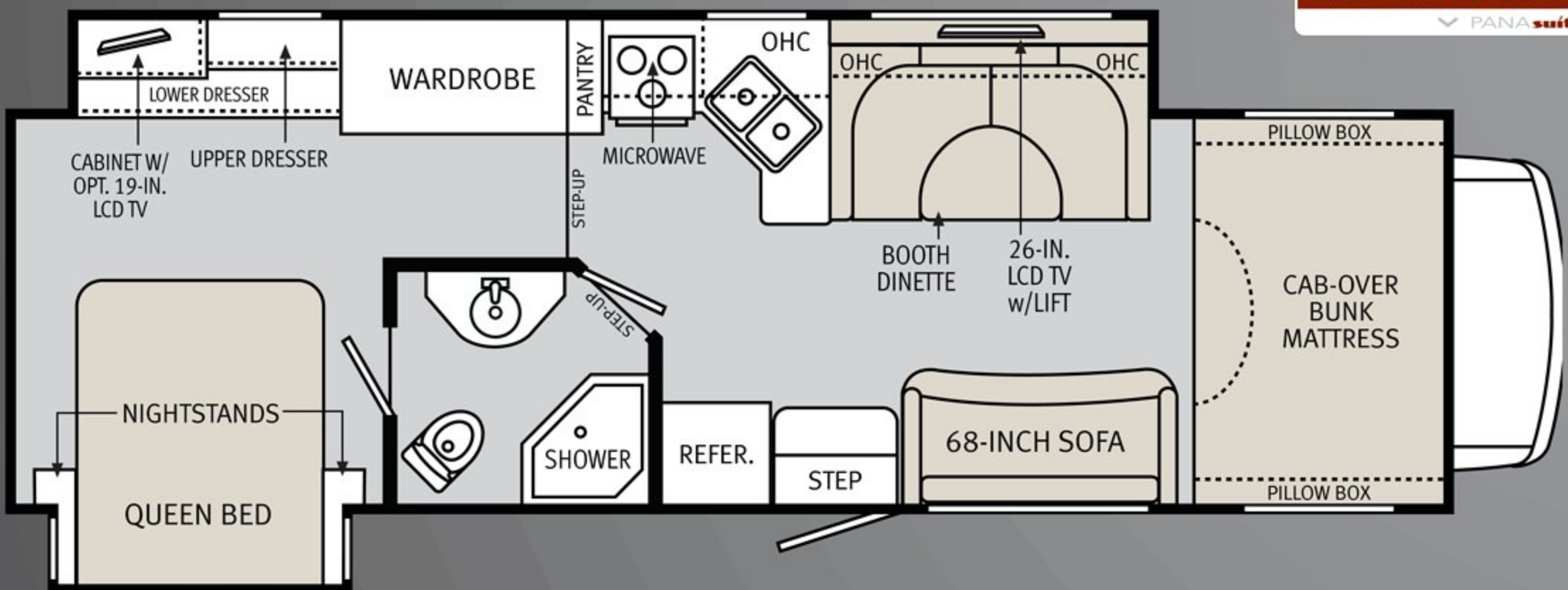
23RB

Carpet ☐ Tile ☐



31SFD

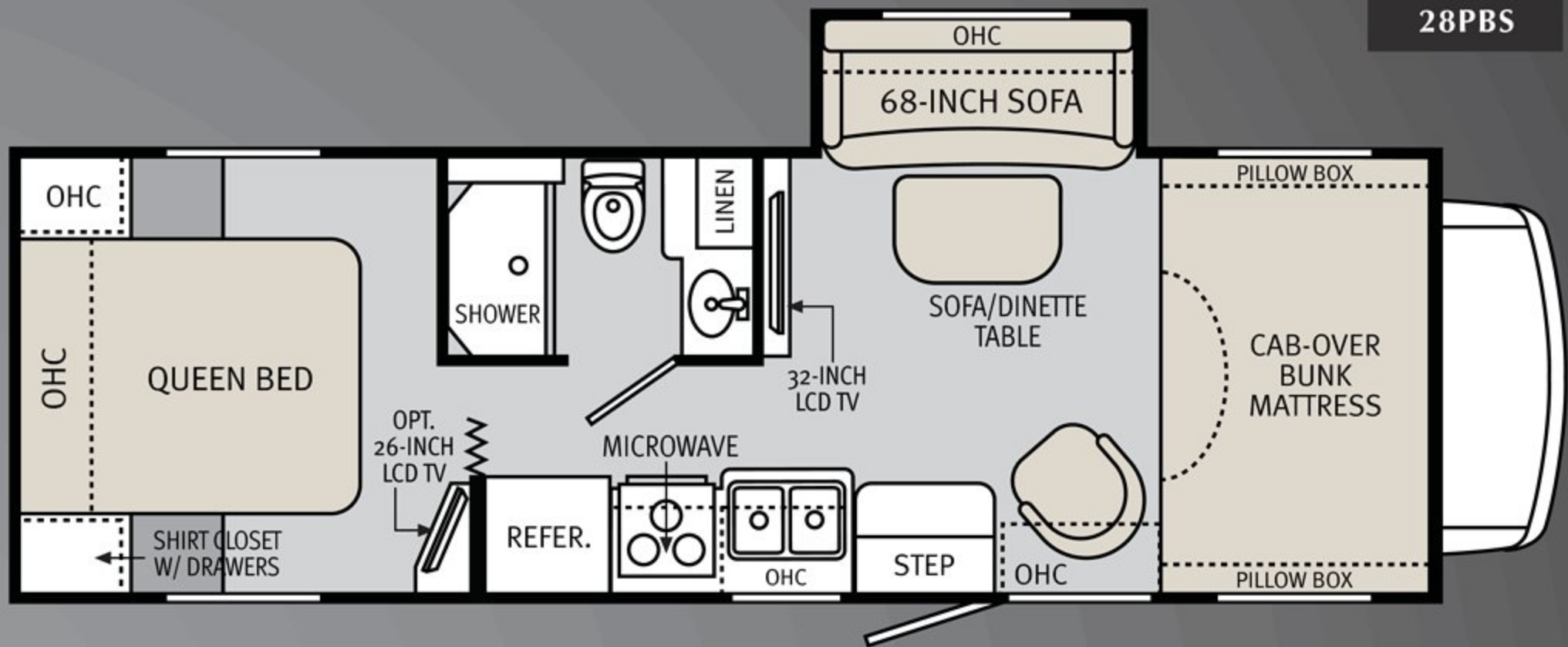
FULL-WALL SLIDE  
PANA suite



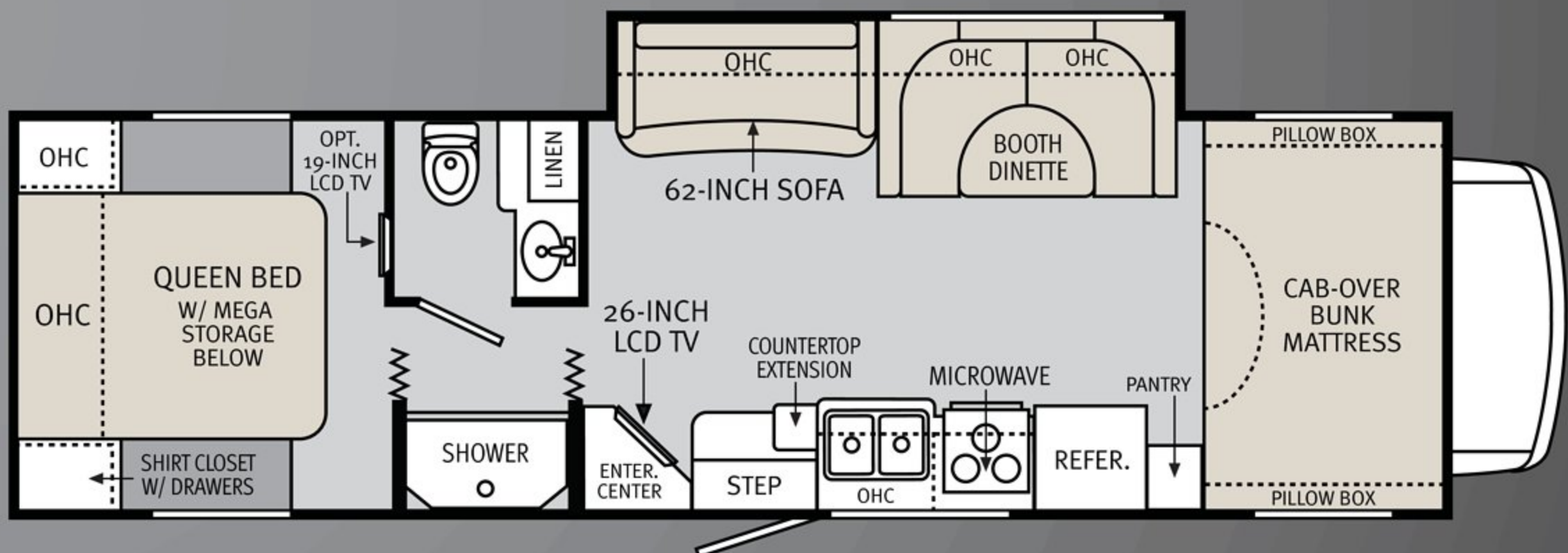
## BUY LOCALLY. ENJOY EVERYWHERE.

Holiday Rambler strongly encourages its retail customers to purchase from their local dealerships whenever possible. Buying a new Holiday Rambler RV locally allows a customer to establish a relationship with a dealer close to home and provides convenient service and support from product-trained technicians. On our end, Holiday Rambler will continue to provide our dealer partners and customers with the finest RVs in the industry.

28PBS



31WBS



## ALL ROADS LEAD TO HOLIDAYRAMBLER.COM

Wherever the road takes you, you're never more than a click away from your friends at Holiday Rambler. Just go to **holidayrambler.com** for all the latest product news, club dates and destinations, a dealer locator function, and factory tour information. You can also e-mail us directly through the site at any time.







Due to continuous product improvement, visit [holidayrambler.com](http://holidayrambler.com) for the latest in standards and options, specifications, and technical data.

		23RB	28PBS	31SFD	31WBS
WEIGHTS   FORD	Gross Vehicle Weight Rating (Lbs.)	11,500	14,500	14,500	14,500
	Gross Combined Weight Rating <sup>1</sup> (Lbs.)	18,500	20,000	20,000	20,000
	Front Gross Axle Weight Rating (Lbs.)	4,600	5,000	5,000	5,000
	Rear Gross Axle Weight Rating (Lbs.)	7,800	9,500	9,500	9,500
WEIGHTS   CHEVY	Gross Vehicle Weight Rating (Lbs.)	12,300	14,050	14,050	14,050
	Gross Combined Weight Rating <sup>1</sup> (Lbs.)	16,000	17,600	17,600	17,600
	Front Gross Axle Weight Rating (Lbs.)	4,600	4,600	4,600	4,600
	Rear Gross Axle Weight Rating (Lbs.)	8,300	9,450	9,450	9,450
MEASUREMENTS	Wheelbase   FORD	160"	191"	223"	223"
	Wheelbase   CHEVY	TBD	TBD	TBD	TBD
	Overall Length w/o Ladder/Spare Tire   FORD	23' 11"	TBD	31' 11"	32' 4"
	Overall Length w/o Ladder/Spare Tire   CHEVY	TBD	TBD	TBD	TBD
	Overall Height, Including AC	10' 8"	10' 10"	10' 10"	10' 10"
	Interior Height	82"	82"	82"	82"
	Interior Width	96"	96"	96"	96"
	Exterior Width	100"	100"	100"	100"
TANK CAPACITIES <sup>2</sup>	Grey Tank (Gal.)	33	TBD	26	26
	Grey Tank Kitchen (Gal.)	N/A	N/A	24	24
	Black Tank (Gal.)	35	TBD	26	26
	Fresh Tank (Gal.)	61	TBD	51	51
	Fuel Tank   FORD/CHEVY (Gal.)	40/TBD	55/TBD	55/TBD	55/TBD
	LP Tank (Gal.)	42	42	42	42

<sup>1</sup>Towing capacity is limited by GCWR; your vehicle's towing capacity is the difference between the GCWR and the actual vehicle weight, including all water, fuel, passengers and cargo. Your towed vehicle should be equipped with auxiliary brakes if the weight of the towed vehicle exceeds 1,000 lbs. Consult your owner's manual for further towing information.

The actual overall length of the recreational vehicle may differ from that indicated in the brochure due to variances in the manufacturing process and/or installed components. The actual length may be greater or less than that indicated. Due to the large variety of options and floorplan arrangements available to our customers, actual weights for each unit can differ significantly. Holiday Rambler provides a weight sticker on each unit we produce which includes that unit's tank capacities and approximate weight. Consult your local Holiday Rambler dealer for unit availability and further information. The information printed in this brochure reflects product design, fabrication, and component parts at the date of printing. The manufacturer reserves the right, at any time, to make changes in product design or material or component specifications

<sup>2</sup>All tank capacities are estimated based upon calculations provided by the tank manufacturers and represent approximate capacities. The actual "usable capacity" may be greater or less than the estimated capacities based upon fabrication and installation of the tanks.

as its sole option, without notice. This includes the substitution of components of a different brand or trade name which will result in comparable performance. All information printed in this brochure is subject to change after the date of printing. Some features shown or mentioned in this brochure are optional and may only be available in selected floorplans. Photographs may depict a floorplan option that has been discontinued or is no longer available at the time of your purchase. Photographs may show props or decorations that are not standard equipment. Holiday Rambler, the Holiday Rambler logo and its design, are registered trademarks. Other products and company names are trademarks and/or registered trademarks of their respective holders. While the color of the motorhome's exterior and the interior fabrics depicted in this sales brochure are

<sup>3</sup>Actual filled LP capacity is 80% of listing due to safety shut-off required on tank.

fair and reasonable depictions, the colors depicted may not be an exact match of the actual colors because of the variances in photo-processing and printing. Due to product improvements, changes during the model year and/or transcription errors that may occur, information represented within this brochure may not be accurate at the time of your purchase. If certain information is significant to your purchasing decision, please confirm the information with your dealer. Component part and appliance manufacturers issue limited warranties covering portions of the recreational vehicle not covered under the Limited Warranties issued by Monaco RV, LLC. To learn specific details regarding warranty coverage, please contact your selling dealership or review the warranty packet inside the recreational vehicle.



## AROUND-THE-CLOCK SERVICE AND SUPPORT

When you take delivery of your new RV, it's just the beginning of our exclusive around-the-clock Owner Advantage Program. We offer an extensive support program that provides complete roadside assistance and special motor club benefits that follow you wherever your travels take you. We've teamed up with the largest RV emergency road service company in the country to give you immediate access to fast, dependable service when and where you need it. Add our toll-free service appointment assistance, plus a technical assistance hotline, and you have the security of full-time support at your fingertips.

For details, call toll-free (877) 211-8135



**BODY CONSTRUCTION**

- › Laminated Sidewall with Fiberglass Skin
- › Laminated Roof, Seamless Rubber Roof, Lauan, Aluminum Frame with Foam, and Hard Interior Ceiling Board (Non-Ducted AC) (23RB)
- › Laminated Roof, Seamless Rubber Roof, Lauan, Aluminum Frame with Foam, and Hard Interior Ceiling Board (Ducted AC) (N/A: 23RB)
- › Mega Storage Under Bed with Two Exterior Storage Doors at Sidewall and Rear Wall (23RB Only)
- › Pass-Through Storage Under Bed with Two Exterior Storage Doors at Each Sidewall (31SFD)
- › Large Storage Under Bed with Three Exterior Storage Doors at Each Sidewall and Rear Wall (28PBS, 31WBS)
- › Hardboard Vinyl Ceiling
- › Front Radius Cap Profile
- › Deluxe Breakaway Exterior Mirrors
- › Daytime Running Lights
- › Integrated Rear Bumper
- › Rear Ladder
- › Double Entry Steps with Battery Storage Under Step
- › Rear Wheel Mudflaps
- › Deluxe Graphics Package
- › Aluminum Running Boards

**FORD CHASSIS/ENGINE (GAS)/SUSPENSION**

- › Ford E350 Chassis (23RB)
- › Ford E450 Chassis (N/A: 23RB)
- › 6.8L Triton® V-10 Gasoline Engine w/ Sequential Electronic Fuel Injection; 305 HP @ 4,250 RPM / 420 lbs./ft. Torque @ 3,250 RPM
- › 5-Speed TorqShift® Automatic Transmission w/ Overdrive; In-Tank Oil Cooler
- › 115 Amp Alternator
- › Rear Axle Ratio 4.10:1 (E350 Chassis)
- › Rear Axle Ratio 4.56:1 (E450 Chassis)
- › Radial Tires with Stainless Steel Wheel Covers
- › Hellwig® Helper Springs (28PBS, 31SFD, 31WBS)
- › ABS Brake System
- › One 12V Chassis Battery
- › 5,000 lb. Hitch Receiver with 7-Pin Connector
- › Emergency Start Circuit

**CHEVY CHASSIS/ENGINE (GAS)/SUSPENSION**

- › Chevy 3500 Chassis (23RB)
- › Chevy 4500 Chassis (N/A: 23RB)
- › Vortec 6.0L V-8 Sequential Fuel Injection; 300 HP @ 4,400 RPM / 360 lbs./ft. Torque @ 4,000 RPM
- › 4-Speed Auto Heavy-Duty Transmission; Electronically-Controlled w/ Overdrive; Internal Trans. Oil Cooler
- › 145 Amp Alternator
- › Rear Axle Ratio 4.10:1

- › Radial Tires with Stainless Steel Wheel Covers
- › Rear Multi-Leaf Spring Suspension w/ Stabilizer Bar
- › Hellwig® Helper Springs (28PBS, 31SFD, 31WBS)
- › ABS Brake System
- › One 12V Chassis Battery
- › 5,000 lb. Hitch Rec with 7-Pin Connector
- › Emergency Start Circuit

**COCKPIT**

- › In-Dash AM/FM Stereo with Clock
- › Dual Air Bags
- › Multi-Positioned Sun Visors
- › Windshield Privacy Curtain
- › Fabric Reclining Cockpit Seats
- › Dash Heating and AC System with Defrost
- › Power Door Locks and Windows
- › Factory AC, Cruise Control and Tilt Steering Wheel
- › Intermittent Windshield Wipers

**APPLIANCES AND ACCESSORIES**

- › Large Double-Door Refrigerator
- › 3-Burner Cooktop
- › Lighted Power Range Hood
- › Built-In Microwave
- › 26" LCD TV in Living Area (31WBS Only)
- › 26" LCD TV at Dinette Location with Lift (31SFD Only)
- › 32" LCD TV in Living Area (28PBS Only)
- › Exterior Hookups for DSS Dish and Cable
- › TV Antenna
- › Interior Cable TV Hookup
- › Systems Monitor Panel: Battery Levels, Holding Tank Levels and Water Pump Switch

**INTERIOR**

- › Newport Cherry Cabinetry
- › New-Style Overhead Cabinets w/ Square Raised-Panel Cabinet Doors
- › Wood Grain Panel Refrigerator Insert
- › Laminate Kitchen and Bath Countertops with Wood Grain Edge
- › Kitchen Countertop Extensions
- › Ball Bearing Drawer Glides in Kitchen
- › Laminate Dinette Tabletop with Wood Grain Edge
- › Linoleum Throughout
- › Mirror Wardrobe Doors
- › Medicine Cabinet w/ Mirror in Bathroom
- › Bedspread with Reverse Shams
- › Wood Arched Headboard w/ Accent Panel Insert
- › Mini Blinds Throughout

**FURNITURE**

- › Queen Bed (N/A: 23RB)

- › Queen Bed w/ Angled Corner at Foot (23RB Only)
- › Cab-Over Bunk Mattress
- › Fabric Jackknife Sofa (N/A: 23RB)
- › Fabric U-Shape Booth Dinette

**ELECTRICAL SYSTEMS AND LIGHTS**

- › 30 Amp 120V Distribution Panel
- › Detachable 30 Amp Power Cord
- › 55 Amp 12V Power Converter
- › Gasoline Generator
- › Battery Disconnect Switch
- › 12V House Battery
- › Exterior Storage Lights
- › Porch Light/Security Light
- › Interior Water Heater Switch
- › Patio-Side 120V Exterior Receptor/Cable TV Hookup
- › Interior Ceiling Light Switches

**PLUMBING AND LP SYSTEMS**

- › Large Double Bowl Stainless Steel Kitchen Sink and High-Rise Faucet
- › Stainless Steel Bath Lavatory Bowl
- › 6-Gallon LP Gas Water Heater
- › 12V Water Pump
- › City Water Hookup
- › Water Heater Bypass Valve
- › Rectangle Tub with Tub/Shower (23RB)
- › Rectangle Shower (31WBS)
- › Vinyl Shower Curtain (23RB, 31WBS)
- › Neo-Angle Shower w/ Glass Door (31SFD Only)

**HEATING, VENTS AND AC**

- › 13,500 BTU AC in Living Area
- › Front Cab-Over, Kitchen Manual Roof Vents
- › Bedroom Manual Roof Vent (N/A: 23RB)
- › 12V Power Roof Vent in Living Area

**WINDOWS, DOORS AND AWNINGS**

- › Exterior and Interior Entry Assist Grab Handles
- › Tinted Radius Corner Windows
- › Skylight in Bathroom
- › Patio Awning
- › Topper Slideout Awnings (N/A: 23RB)

**SAFETY**

- › Fire Extinguisher
- › Deadbolt Lock on Entrance Door
- › GFI Circuit
- › LP Gas/Smoke/Carbon Monoxide Detectors
- › Pilot/Copilot 3-Point Seat Belts

**BODY CONSTRUCTION**

- › Power Heated Exterior Mirrors
- › Fiberglass Running Boards
- › High Gloss Fiberglass Sidewalls
- › Lower Paint Package
- › Mega Storage Lid Covers (23RB Only)
- › Large Storage Lid Covers w/ two Folding Tables (31WBS Only)
- › Chassis Undercoating

**FORD CHASSIS/ENGINE (GAS)/SUSPENSION**

- › Spare Tire
- › Stainless Steel Wheel Inserts
- › Valve Stem Extenders

**CHEVY CHASSIS/ENGINE (GAS)/SUSPENSION**

- › Spare Tire
- › Stainless Steel Wheel Inserts
- › Valve Stem Extenders

**COCKPIT**

- › Power Pilot Seat (N/A: 23RB)
- › Leatherette Cockpit Seats

- › In-Dash AM/FM/CD Stereo Radio; Sirius Ready Compatibility, SD Card Slot, USB Port for MP3 Player/Flash Drives, and Weather Band; LCD Back-Up Camera Monitor System w/ DVD Player
- › Instrument Panel Appliqué
- › Cab-Over Bunk Ladder

**APPLIANCES AND ACCESSORIES**

- › 3-Burner Range with Oven
- › Black Folding Range Cover
- › Convection Microwave
- › Home Theater Surround Sound System w/ Sub-Woofer (Requires Option Selection of Back-Up System and Stereo with DVD Player)
- › Ext. Entertainment Center, CD w/ Radio, 2 Speakers
- › 26" TV Option with Standard Cab-Over Sleeping
- › Inside/Outside 26" LCD TV w/ Mounting Brackets and Hookups (Bedroom and Exterior Under Patio Awning)
- › 19" LCD TV in Bedroom

**INTERIOR**

- › Décors: Turning Leaves, Mint Condition
- › Fulton Cherry Wood Option
- › Newport Cherry Glaze on Cabinet Doors

- › Night Shades
- › Hardwood Raised Panel Refrigerator Front

**FURNITURE**

- › Leatherette Hide-A-Bed Sofa (31WBS Only)
- › Leatherette Jackknife Sofa (N/A: 23RB)
- › Leatherette U-Shape Booth

**ELECTRICAL SYSTEMS AND LIGHTS**

- › Second Coach House Battery
- › Onan® 4.0 kW Generator w/ Auto Changover

**PLUMBING AND LP SYSTEMS**

- › 6-Gallon Gas/Electric Water Heater w/ DSI
- › Outside Shower
- › Glass Shower Door (N/A: 31SFD)

**HEATING, VENTS AND AC**

- › 15,000 BTU Air Conditioner in Kitchen
- › Holding Tanks with Heat Pads
- › Front Cab-Over Fantastic Fan Roof Vent

**WINDOWS, DOORS AND AWNINGS**

- › Electric Patio Awning

**WARRANTIES**

12 month/24,000 mile basic limited warranty. 5 year/50,000 mile limited structural warranty. \*Review your coach's limited warranty in full for complete terms and conditions. Review your chassis manufacturer's limited warranty in full for complete terms and conditions.



# ALUMA-LITE® CLASS C

2011



HOLIDAY RAMBLER®

*This is Living®*

91320 Coburg Industrial Way, Coburg, OR 97408 | [holidayrambler.com](http://holidayrambler.com) | 800 245 4778

**NAVISTAR®**

## STRONGER THAN EVER.

When you buy a new Holiday Rambler, you get all the great things you expect: state-of-the-art products, innovative floorplans and first-class customer service. You also get the confidence that comes with being part of a 175-year-old parent company like Navistar, a world leader in transportation. To learn more about Navistar and its affiliates, visit [navistar.com](http://navistar.com).