



INFERNO



Shown in
Santa Fe Décor

3310T

Designed and built for your active lifestyle, the comforts of home certainly aren't lacking in these toy haulers. The well-equipped kitchen has plenty of storage and built-in conveniences, while the dinette and sofa invite you to come relax.



Toy Haulers





Shown in Athens Décor



3410T cargo bay

Versatile and adaptable, this cargo bay is built for work or play. The tough, easy care floor with D-ring tie downs is ready for your toys – just add the optional roll-up carpet and you've created an active living space as well. The optional two-sided table with four bar stools is a cool spot for a mid-day refreshment and the power bed option provides lots of comfortable bunk space.




3410T


Attention to detail is evident, from the elegance of the bedroom to the sophisticated kitchen and huge sofa lounge that quickly converts for dining. This toy hauler is truly a great value, already featuring a long list of standard equipment. The Inferno can be tailored to your individual taste with our select group of options.



Optional roll-up carpet



Optional floor storage compartment



Optional pull down screen wall



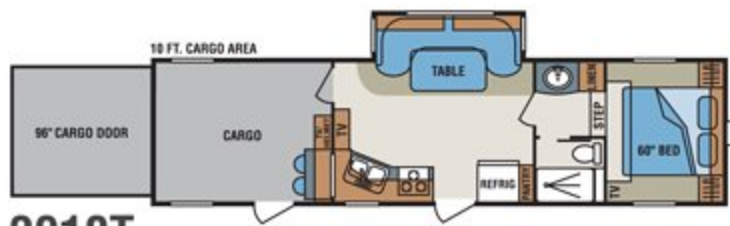
Athens



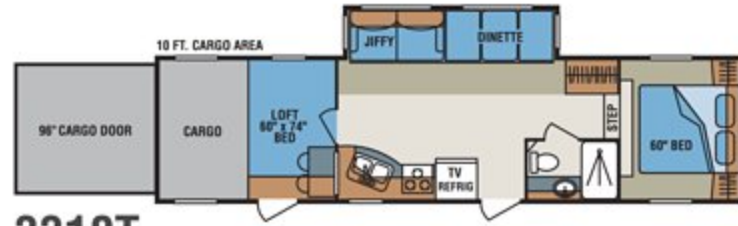
Bedrock



Santa Fe



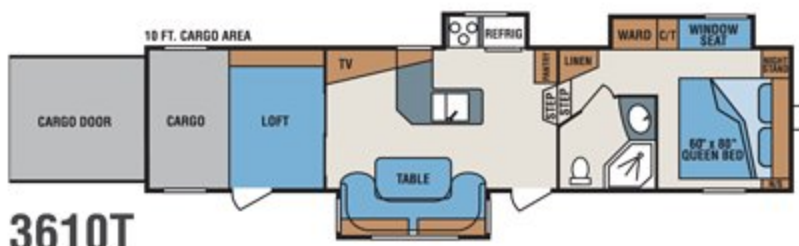
2910T



3310T



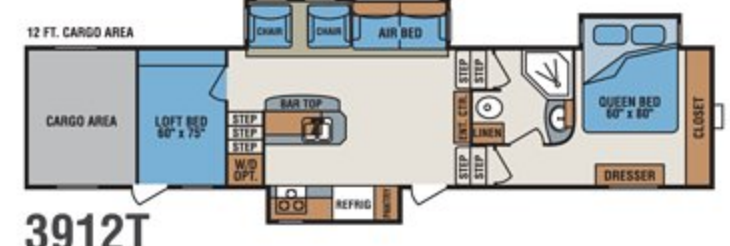
3410T



3610T



3812T



3912T



3950T



4005T



4012T

SPECIFICATIONS	2910T	3310T	3410T	3610T	3812T	3912T	3950T	4005T	4012T
UVW (Unloaded Vehicle Weight)	9,669	10,095	10,984	12,130	13,230	TBD	TBD	13,576	13,790
Dry Hitch Weight	1,742	1,900	2,257	3,270	2,550	TBD	TBD	3,016	2,863
Dry Axle Weight	7,957	8,195	8,727	8,860	10,680	TBD	TBD	10,560	10,927
NCC (Net Carrying Capacity)	4,001	3,605	2,716	5,870	5,770	TBD	TBD	5,424	5,210
GVWR	13,700	13,700	13,700	18,000	19,000	19,000	18,000	19,000	19,000
Interior Height	81"	81"	76"	81"	76"	76"	76"	76"	76"
Exterior Height	148"	148"	157"	148"	160"	160"	160"	160"	160"
Exterior Width	100"	100"	100"	100"	100"	100"	100"	100"	100"
Exterior Length	34' 10"	35' 3"	36' 9"	38' 3"	41' 6"	43' 2"	42' 2.25"	44' 5"	43' 2"
Refrigerator (cu. feet)	8	8	8	8	8	8	8	8	8
Water Heater Cap. (gal. G/E w/DSI)	12	12	12	12	12	12	12	16	12
Fresh Water Cap. (gal.)	110	110	100	110	110	110	110	110	110
Waste Water Cap. (gal.)									
Gray Water Cap. (gal.)	102.6	119.6	114	114	154	154	171	171	154
LP Gas Cap. (lbs.)	60	60	60	60	60	60	60	60	60
Furnace BTUs (1,000's)	30	30	35	35	35	35	35	35	35
Tire Size	16"	16"	16"	16"	16"	16"	16"	16"	16"
Awning	17'	17'	17'	14'	15'	15'	16'	15'	15'
Air Conditioner (BTU)	15,000	15,000	15,000	15,000	15,000	15,000	15,000	15,000	15,000
50 Amp Service	Std.	Std.	Std.	Std.	Std.	Std.	Std.	Std.	Std.

Options

- 2nd 13,500 BTU Ducted A/C in Bedroom
- KZ Table with 4 Bar Stools in Cargo
- 8 Cu. Ft. Refrigerator
- Aluminum Side Walls
- Aluminum Wheels
- Central Vacuum
- Diamond Plate on Sidewalls
- Comfort Fan in Kitchen/Bedroom/Cargo
- Convertible Sofa (Must Option Power Beds)
- Dual Electric Rear Beds
- Dual Pane Windows
- Easy Flex Axle (Tandem/Triple)
- Exterior Sound System with Sub
- Air Ride Hitch
- Front Shield

- 5.5 Onan Generator with Fuel Cell
- Pump Station (For Units with Generators)
- Fuel Cell with Pump Station
- Ladder
- LCD TV 19" with Swing Arm Bedroom/Cargo
- LCD TV in Living Room 26" (2910T and 3610T only)
- LCD TV in Living Room 32" (N/A in 2910T and 3610T)
- Outside Stereo
- Patio Door (3610T Only)
- Power Awning
- Ramp Threshold
- Rear Power Stabilizer Jacks
- Rear Screen Wall
- Roll Up Carpet in Cargo
- Solid Surface Countertops
- Toy Lock
- Washer/Dryer Combo (N/A with Beverage Dispenser)
- Load Floor Storage Compartment

Dealer:

SURGE GUARD
RV Power Protection



Protects your RV bumper to bumper from the most damaging common electrical faults.

Standards

- Awning with Drip Rail and Spouts
- Microwave with Turntable
- 3 Burner Range
- TV Antenna Booster
- Satellite Preparation
- 15,000 BTU A/C
- Acrylic Sink with High Rise Faucet
- 12 Gallon Gas/Electric DSI Water Heater
- 16 Gallon Water Heater on 4005T
- Glass Shower Door (Select Models)
- Cargo D-Rings
- Sink Cover
- Aluminum Ram Air Vents
- Exterior Shower
- LP Quick Disconnect
- Blank Tank Flush
- 6 Cubic Foot Refrigerator
- Generator Preparation
- Spare Tire and Hoist
- (2) 30# LP Bottles
- Security Light
- 110 Gallon Fresh Water Tank
- Night Shades
- Window Valances
- Rear Stabilizer Jacks
- 50 Amp Service with Removable Marine Style Cord
- Power Front Jack
- Plumb for Washer Dryer (Select Models)
- Innerspring Mattress
- Surge Guard Transfer Switch

ASK ABOUT OUR 2-YEAR WARRANTY!

For more product details and in-depth information, visit us on the web at www.kz-rv.com

0985 N 900 W • Shipshewana, IN 46565
E-Mail kz@kz-rv.com • www.kz-rv.com



Due to continual research and advances, manufacturer reserves the right to change specifications, design, price and equipment without notice, and assumes no responsibility for any error in this literature. Some items shown are not included as standard or optional equipment. ©2010KZ | 11/15/10 | 15M