



SPORTSMEN®



Shown in Crimson Décor

S330BH

From the efficient design of the kitchen to the attractive décor of the "convertible" U-shape dinette and plush hide-a-bed, comforts abound. Kids love the bunks...see more on the web!





Shown in Flax Décor

S270RK

Comfort and conveniences inside and out. Interior kitchen has plenty of storage and features a side pantry with adjustable shelves. While outside, the handy kitchen is great for entertaining or just general clean up.



Shown in Flax Décor



S300BH

Coordinated window valances accent this space expanding slide-out. With or without the dinette table, you'll enjoy plenty of seating with a view. At night they easily convert to sleeping space. The base of the dinette and sofa both provide additional storage.

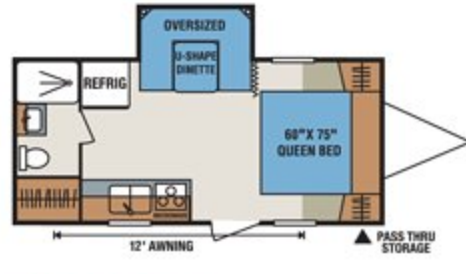
Options

- 15,000 A/C Upgrade
- 2-4 Stabilizer Jacks
- 30# Gas Bottles
- 6 Cu. Refrigerator
- Air Bed Hide-A-Bed
- Assist Grab Handle
- Black Tank Flush
- Bottle Cover
- Comfort Fan
- Ladder
- Outside Speakers
- Oven
- Power Awning
- Recliner (1 or 2)
- Satellite Prep.
- Skylight Over Tub
- Bunk Ladder and Railing (where available)
- Divider Wall at Bedroom (S314BH and S318BHS)
- Ducted A/C (202, 240, 242, 272, and standard on all others)
- Flip Jiffy at End of Queen Bed (S202RB, S202SRB, S242BH and S242SBH only)
- Gas Electric DSI Water Heater
- LCD TV (19" or 26")
- Outside Grill (N/A with Outside Kitchen)
- Outside Kitchen (S314BH Only)
- Outside Shower (N/A with Outside Kitchen)
- Spare Tire/Carrier/Cover
- Stereo with DVD Player
- Table and Chairs with Leaf
- Windows at End of Slide Outs
- Winter By-Pass Kit

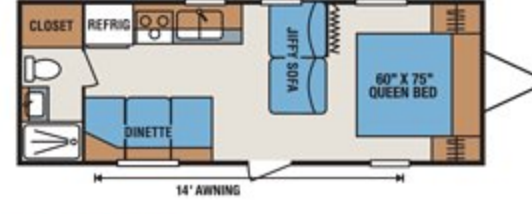
Travel Trailers



S202RB



S202SRB



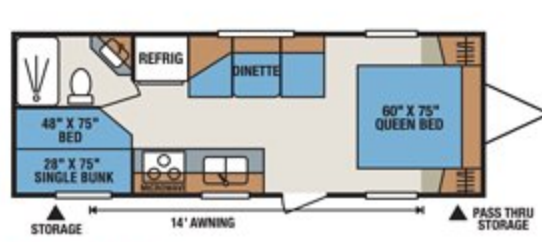
S240FB



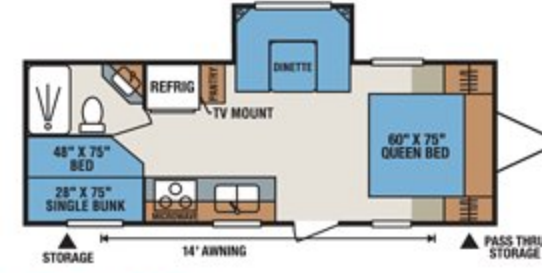
S241RK



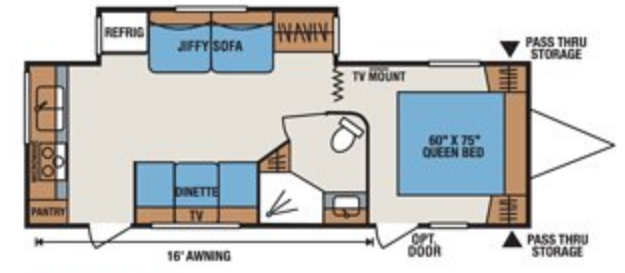
S241RKS



S242BH



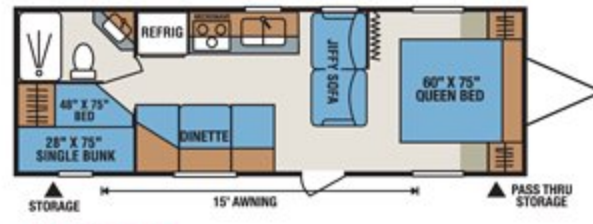
S242SBH



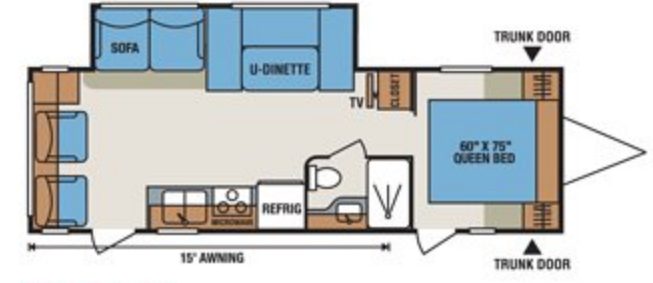
S261RK



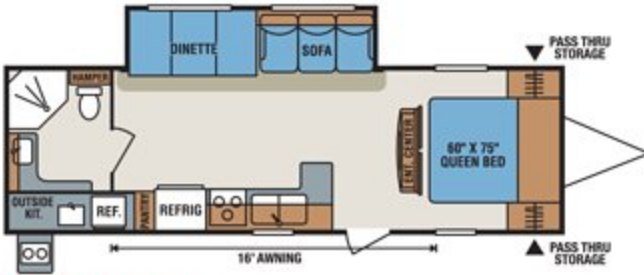
S270RK



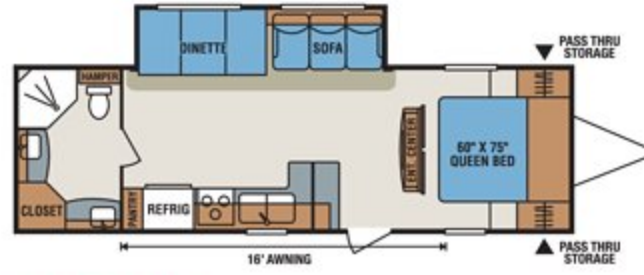
S272BH



S280RL



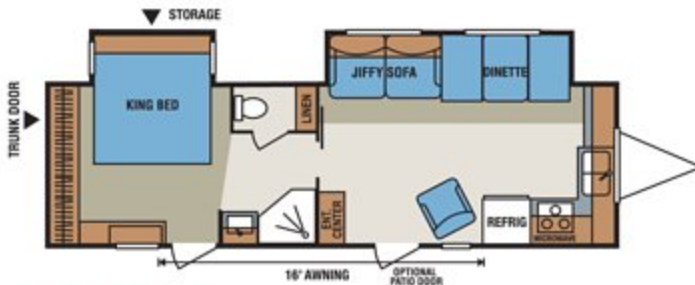
S290RBK



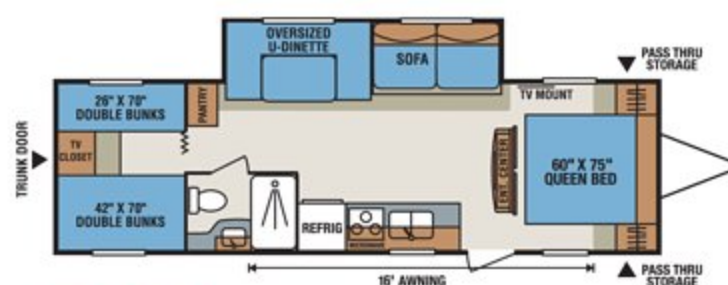
S290RBS



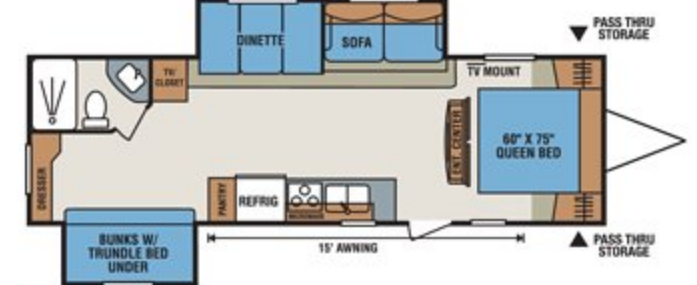
S300BH



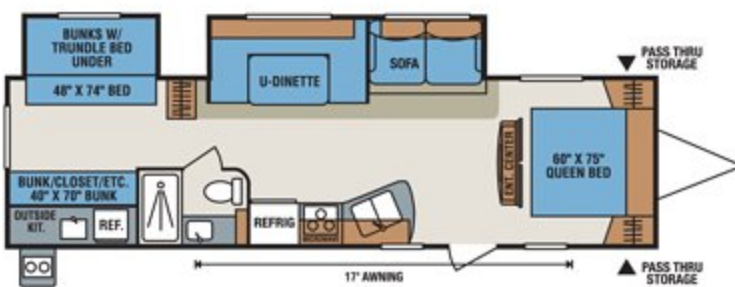
S310FK



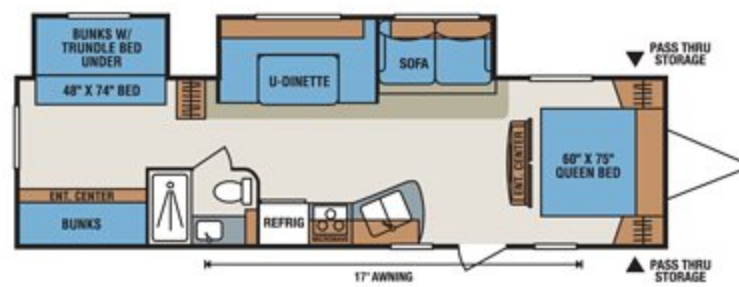
S314BH



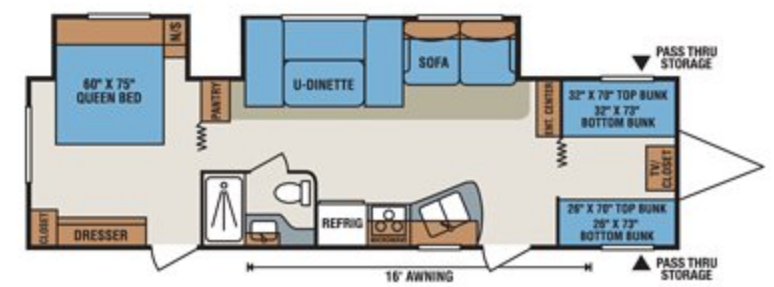
S318BH



S321BHK



S321BHS



S330BH

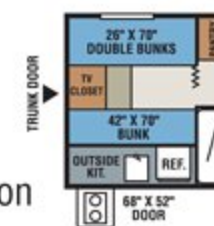


Crimson Décor

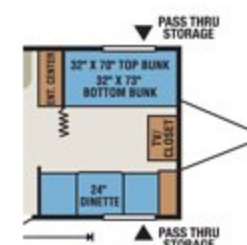


Flax Décor

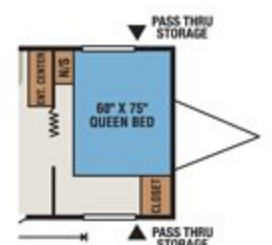
S314BH
Outside
Kitchen Option

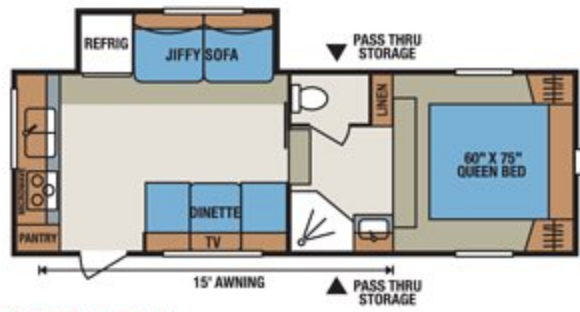


S330BH
Bunk/Dinette
Option



S330BH
Queen Bed
Option

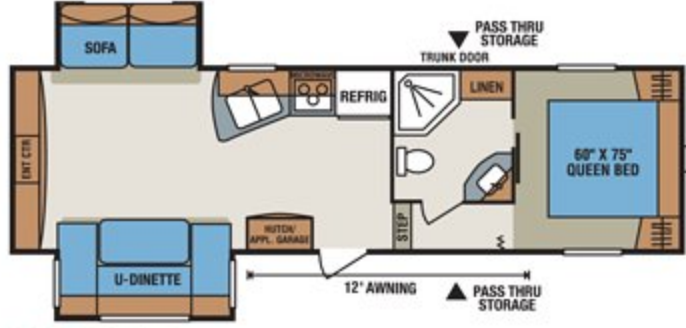




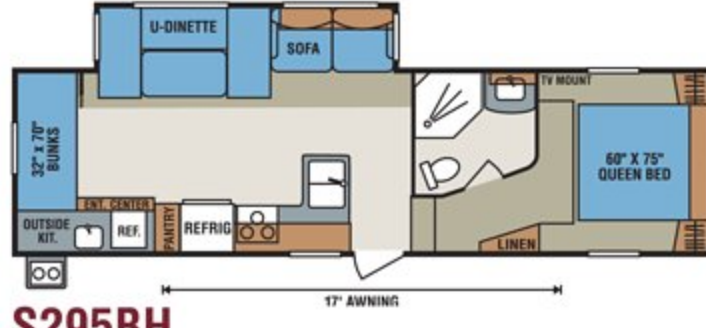
S235RK



S245SB



S265RE



S295BH



TRAVEL TRAILERS

SPECIFICATIONS	S202RB	S202SRB	S240FB	S241RK	S241RKS	S242BH	S242SBH	S261RK	S270RK	S272BH	S280RL	S290RBK	S290RBS
UVW (Unloaded Vehicle Wt.)*	3,711	4,052	4,212	4,380	4,541	4,223	4,582	5,616	6,177	4,636	5,878	6,225	5,703
Dry Hitch Weight*	456	491	527	495	502	505	579	558	579	547	683	656	733
Dry Axle Weight*	3,255	3,561	3,685	3,885	4,039	3,718	4,003	5,058	5,598	4,089	5,195	5,569	4,970
NCC (Net Carrying Capacity)	1,289	948	1,789	1,620	1,459	1,777	1,415	1,384	823	2,364	1,122	1,256	1,297
GVWR	5,000	5,000	6,000	6,000	6,000	6,000	6,000	7,000	7,000	7,000	7,000	7,000	7,000
Interior Height	78"	78"	78"	78"	78"	78"	78"	82"	82"	78"	82"	82"	82"
Exterior Height with A/C	10' 1"	10' 1"	10' 1"	10' 1"	10' 1"	10' 1"	10' 1"	11' 1"	11' 1"	10' 1"	11' 1"	11' 1"	11' 1"
Exterior Width	96"	96"	96"	96"	96"	96"	96"	96"	96"	96"	96"	96"	96"
Exterior Length	21' 11"	22' 5"	26' 3"	26'	26'	26' 6"	26' 9"	28' 9"	28' 10"	29' 11"	30'	31'	31'
Refrigerator (cu. feet)	5	5	5	5	5	5	5	5	5	5	5	5	5
Water Heater Cap. (gal.)	6	6	6	6	6	6	6	6	6	6	6	6	6
Fresh Water Cap. (gal.)	40	40	40	40	40	40	40	40	40	40	40	40	40
Waste Water Cap. (gal.)	32	32	32	32	32	32	32	32	32	32	32	32	32
Gray Water Cap. (gal.)	32	32	32	32	32	32	32	64	32	32	32	32	32
LP Gas Cap. (lbs.)	40	40	40	40	40	40	40	40	40	40	40	40	40
Furnace BTUs (1,000's)	16	16	20	20	20	20	20	25	20	20	25	25	25
Tire Size	14"	14"	14"	14"	14"	14"	14"	14"	14"	14"	14"	14"	14"
Awning	12'	12'	14'	14'	14'	14'	14'	16'	12'	15'	15'	16'	16'

TRAVEL TRAILERS

SPECIFICATIONS	S300BH	S310FK	S314BH	S314BHK	S318BH	S321BHK	S321BHS	S330BH
UVW (Unloaded Vehicle Wt.)*	5,977	6,940	6,129	6,353	6,455	7,217	6,988	7,147
Dry Hitch Weight*	809	1,103	684	589	595	583	665	773
Dry Axle Weight*	5,168	5,837	5,445	5,764	5,860	6,634	6,323	6,374
NCC (Net Carrying Capacity)	1,023	1,860	1,091	867	765	1,583	1,812	1,653
GVWR	7,000	8,800	7,220	7,220	7,220	8,800	8,800	8,800
Interior Height	82"	82"	82"	82"	82"	82"	82"	82"
Exterior Height with A/C	11' 1"	11' 1"	11' 1"	11' 1"	11' 1"	11' 1"	11' 1"	11' 1"
Exterior Width	96"	96"	96"	96"	96"	96"	96"	96"
Exterior Length	31' 9"	34'	33'	33'	34' 3"	34' 3"	34' 3"	35' 2"
Refrigerator (cu. feet)	5	5	5	5	5	5	5	5
Water Heater Cap. (gal.)	6	6	6	6	6	6	6	6
Fresh Water Cap. (gal.)	40	40	40	40	40	40	40	40
Waste Water Cap. (gal.)	32	32	32	32	32	32	32	32
Gray Water Cap. (gal.)	32	64	32	32	32	32	32	32
LP Gas Cap. (lbs.)	40	40	40	40	40	40	40	40
Furnace BTUs (1,000's)	30	30	30	30	30	30	30	30
Tire Size	14"	15"	14"	14"	15"	15"	15"	15"
Awning	15'	16'	16'	16'	16'	16'	16'	18'

FIFTH WHEELS

SPECIFICATIONS	S235RK	S245SB	S265RE	S295BH
UVW (Unloaded Vehicle Wt.)*	5,942	6,772	7,355	7,290
Dry Hitch Weight*	860	1,318	1,505	1,323
Dry Axle Weight*	5,082	5,454	5,805	5,967
NCC (Net Carrying Capacity)	1,851	2,028	1,645	1,510
GVWR	7,800	8,800	9,000	8,800
Interior Height	90"	90"	90"	90"
Exterior Height with A/C	10' 7"	12' 2"	10' 10"	12' 5"
Exterior Width	96"	96"	96"	96"
Exterior Length	25' 3"	25' 4"	30' 9"	32' 3"
Refrigerator (cu. feet)	5	5	5	5
Water Heater Cap. (gal.)	6	6	6	6
Fresh Water Cap. (gal.)	40	40	40	40
Waste Water Cap. (gal.)	50	32	50	32
Gray Water Cap. (gal.)	64	32	57	32
LP Gas Cap. (lbs.)	40	40	40	40
Furnace BTUs (1,000's)	25	25	25	30
Tire Size	14"	14"	15"	15"
Awning	15'	18'	12'	17'

*This weight reflects the average unit weight for a 5 month period for each model. Your trailer weight will vary according to optional equipment.

Dealer:

ASK ABOUT OUR 2-YEAR WARRANTY!

For more product details and in-depth information, visit us on the web at www.kz-rv.com

