



Look to Road Warrior for an endless variety of payload possibilities.

**CHAMPION OF THE ROAD...**

**ROAD WARRIOR**  
BY HEARTLAND

Visit HEARTLAND on:





# ROAD WARRIOR

BY HEARTLAND

Look to Road Warrior for an endless variety of payload possibilities.



## CHAMPION OF THE ROAD...

Visit HEARTLAND on:



**BIG GARAGES**  
10', 12' and 14' Garages

# ROAD WARRIOR

BY HEARTLAND

## 12' GARAGE



Length: 43' 3" Height: 13' 3" Dry: 14,998 GVWR: 18,000 Hitch: 3,225

## 12' GARAGE



Length: 40' 1" Height: 13' 3" Dry: 12,927 GVWR: 18,000 Hitch: 2,981

## 14' GARAGE



Length: 42' 6" Height: 13' 3" Dry: TBD GVWR: 18,000 Hitch: TBD

## 12' GARAGE



Length: 41' 2" Height: 13' 3" Dry: 13,544 GVWR: 18,000 Hitch: 3,191

### EXTERIOR

- Patented Overhead Cab Technology (30C)
- 12" I-Beam Powder Coated Steel Frame (10" I-Beam 305RW, 281RW, 30C)
- 16" Tires Load E Range with Aluminum Rims
- Radius, Tinted Safety Glass Windows
- Fiberglass Front Cap with 88 Degree Turning Radius
- Detachable Ladder
- 20' Power Electric Awning
- 15k BTU AC With Quick Cool Vents
- 50 Amp service (30 Amp 281RW) With Detachable Cord
- Enclosed and Heated Under Belly
- Scare Lights 1 front DS / 1 rear ODS
- Flood Lights Rear
- Exterior Shower w/Hot & Cold High Pressure Nozzle
- Gen Prep w/Fuel Station & Timer
- Universal Docking Center (All System Hook-Ups Located In One, Convenient, Concealed Compartment)
- Radius, 1" Thick Slam Baggage Doors Keyed Unique to Road Warrior
- Hydraulic Slide-Outs
- One-Piece Walk-On EPDM Roof
- Welded Tubular Aluminum Construction
- Stunning Exterior Graphics
- Triple 6,000 lb. Axles w/Adjustable Shackles (N/A 305, 281)
- (305RW, 30C - Two 7,000 lb. Axles)
- (281RW - Two 6,000 lb. Axles)
- E-Z Lube Hubs
- Large, Unobstructed Pass-Through Storage With Cargo Tie Downs
- Built-In Diamond Plate Tool Box
- Easy Grip Triple Entry Steps
- Entry Assist Handle
- 30 Gallon Fuel Station With Static Line
- 75 Amp Power Converter (55 Amp Model 281)
- Hi-Flow Water Pump
- Rain Gutters w/Spouts
- Wide Body Design
- Huge 94" Wide Door Opening
- Enclosed Gooseneck
- Dual 30 lb. LP Tanks

### INTERIOR

- Patio Glass Sliding Door (select models)
- All Hardware Brushed Nickel including shower door
- Espresso Cabinetry
- Residential Solid Surface Counter tops
- Microwave
- Three Burner Cook Top with Oven
- 8 cu. Ft. Refer
- Full Length Ball Bearing Drawer Glides
- Three Décors - Caramel, Kona, Midnight
- 20 gal/hr Gas/Electric DSI Water Heater
- Power Vent - Kitchen, Bedroom, Bathroom, Loft, Cargo Area
- Night Shades
- Mini Blinds Cargo Area
- Counter Top Extension (305RW)
- Cherry Head Board
- Residential style Beauflor™ linoleum
- High end residential carpet
- Dinette table with pedestal mounts
- Large Pantry (most models)
- Large Cabinet Storage
- Prewired for Cable TV and Satellite
- Custom Control Panel
- Multi-Zone Entertainment System - JENSEN™ JenX Ceiling Speakers (4 in living area) (2 in Garage); Two Marine Grade Exterior Speakers; DVD Player with Front A/V Jacks; MP3; MP4; iPod Station; Bass Control; Rear A/V Input;
- 40" LCD HDTV with Swing Arm (26" in 281RW) (32" in 305)
- Air Vent in Loft
- Reading Lights in Loft

### BATH & BED

- Single Level Master Suite
- Residential Neo-Angle Shower With Glass Enclosure
- Separate Commode Room (281)
- Foot Flush Porcelain Commode
- Heat and A/C Vents in Main Bathroom
- Full 60 X 80 Queen Pillowtop Mattress
- Bedroom TV Hookup with Booster
- Huge Front Wardrobe
- Recessed Front Cap Storage in Wardrobe
- Large Vanity Drawers
- Skylight Over Shower
- Power Bath Vent
- Washer Dryer Prep in Front Wardrobe (N/A 281RW, 30C)



# ROAD WARRIOR

BY HEARTLAND

## 12' GARAGE



**RW 415**

Length: 43' 3" Height: 13' 3" Dry: 14,998 GVWR: 18,000 Hitch: 3,225

## 12' GARAGE



**RW 405**

Length: 40' 1" Height: 13' 3" Dry: 12,927 GVWR: 18,000 Hitch: 2,981

## 14' GARAGE



**RW 400**

Length: 42' 6" Height: 13' 3" Dry: TBD GVWR: 18,000 Hitch: TBD

## 12' GARAGE



**RW 395**

Length: 41' 2" Height: 13' 3" Dry: 13,544 GVWR: 18,000 Hitch: 3,191

### EXTERIOR

- Patented Overhead Cab Technology (30C)
- 12" I-Beam Powder Coated Steel Frame (10" I-Beam 305RW, 281RW, 30C)
- 16" Tires Load E Range with Aluminum Rims
- Radius, Tinted Safety Glass Windows with 88 Degree Turning Radius
- Detachable Ladder
- 20' Power Electric Awning
- 15k BTU AC With Quick Cool Vents
- 50 Amp service (30 Amp 281RW) With Detachable Cord
- Enclosed and Heated Under Belly
- Scare Lights 1 front DS / 1 rear ODS
- Flood Lights Rear
- Exterior Shower w/Hot & Cold High Pressure Nozzle
- Gen Prep w/Fuel Station & Timer
- Universal Docking Center (All System Hook-Ups Located In One, Convenient, Concealed Compartment)
- Radius, 1" Thick Slam Baggage Doors Keyed Unique to Road Warrior
- Hydraulic Slide-Outs
- One-Piece Walk-On EPDM Roof
- Welded Tubular Aluminum Construction
- Stunning Exterior Graphics
- Triple 6,000 lb. Axles w/Adjustable Shackles (N/A 305, 281)
- (305RW, 30C - Two 7,000 lb. Axles)
- (281RW - Two 6,000 lb. Axles)
- E-Z Lube Hubs
- Large, Unobstructed Pass-Through Storage With Cargo Tie Downs
- Built-In Diamond Plate Tool Box
- Easy Grip Triple Entry Steps
- Entry Assist Handle
- 30 Gallon Fuel Station With Static Line
- 75 Amp Power Converter (55 Amp Model 281)
- Hi-Flow Water Pump
- Rain Gutters w/Spouts
- Wide Body Design
- Huge 94" Wide Door Opening
- Enclosed Gooseneck
- Dual 30 lb. LP Tanks

### INTERIOR

- Patio Glass Sliding Door (select models)
- All Hardware Brushed Nickel including shower door
- Espresso Cabinetry
- Residential Solid Surface Counter tops
- Microwave
- Three Burner Cook Top with Oven
- 8 cu. Ft. Refer
- Full Length Ball Bearing Drawer Glides
- Three Décors - Caramel, Kona, Midnight
- 20 gal/hr Gas/Electric DSI Water Heater
- Power Vent - Kitchen, Bedroom, Bathroom, Loft, Cargo Area
- Night Shades
- Mini Blinds Cargo Area
- Counter Top Extension (305RW)
- Cherry Head Board
- Residential style Beauflor™ linoleum
- High end residential carpet
- Dinette table with pedestal mounts
- Large Pantry (most models)
- Large Cabinet Storage
- Prewired for Cable TV and Satellite
- Custom Control Panel
- Multi-Zone Entertainment System - JENSEN™ JenX Ceiling Speakers (4 in living area) (2 in Garage); Two Marine Grade Exterior Speakers; DVD Player with Front A/V Jacks; MP3; MP4; iPod Station; Bass Control; Rear A/V Input;
- 40" LCD HDTV with Swing Arm (26" in 281RW) (32" in 305)
- Air Vent in Loft
- Reading Lights in Loft

### BATH & BED

- Single Level Master Suite
- Residential Neo-Angle Shower With Glass Enclosure
- Separate Commode Room (281)
- Foot Flush Porcelain Commode
- Heat and A/C Vents in Main Bathroom
- Full 60 X 80 Queen Pillowtop Mattress
- Bedroom TV Hookup with Booster
- Huge Front Wardrobe
- Recessed Front Cap Storage in Wardrobe
- Large Vanity Drawers
- Skylight Over Shower
- Power Bath Vent
- Washer Dryer Prep in Front Wardrobe (N/A 281RW, 30C)

Note: Length defined as tow point (Ball coupler for travel trailers / King pin for 5th wheel trailers) to rear bumper. It does not include the rear ladder. Add 9" w/ Extended Pin Box

## 12' GARAGE



Length: 42' 7"    Height: 13' 3"    Dry: TBD    GVWR: 18,000    Hitch: TBD

## 10' GARAGE



Length: 35' 2"    Height: 12' 11"    Dry: 11,186    GVWR: 14,000    Hitch: 2,467

## 12' GARAGE



Length: 29' 11"    Height: 12' 8"    Dry: 9,041    GVWR: 14,000    Hitch: 1,964

## 10' GARAGE



Overall Length: 37' 9"    Pin to Bumper: 33' 9"    Dry: 11,950    GVWR: 14,000    Hitch: 2,900

### AV EQUIPMENT

- 32" LCD HDTV Flat Screen TV
- 12v AM/FM Stereo w/CD/DVD/MP3
- 6 Ceiling Speakers (4 in Living Room / 2 in Garage)
- 2 Exterior speakers

### GARAGE AREA

- 1" Thick Plywood Garage Floor
- Steel D-Ring Tie Downs
- 3000 lb. Rated Ultra-Light Ramp Door (No Cables)
- 10', 12' and 14' Garage Layouts
- Overhead Storage in Garage (N/A w/Elect. Beds)
- Gen. Prep w/Fuel Station, Timer, and Static Line
- Large 8' Garage Ramp Door (305RW, 281RW - 7' Garage Door Ramp)
- Fantastic Fan With Thermostat
- D-rings Cargo Area & Exterior Basement Storage Floor
- 2,500 lb. Garage Storage Rating (2 Axles)
- 3,000 lb. Garage Storage Rating (3 Axles)

- Two JENSEN™ JenX Ceiling Speakers in Garage
- Heat Duct
- Air Conditioning Duct
- Pull Down Rear Screen
- Recessed Hidden Beaver-Tail Storage Compartment

### OPTIONS

- Full Body Paint
- Second Fuel Station
- Ramp Door Patio
- Hydraulic Front Landing Gear
- Onan Generator (5.5 KW Carb Certified) (4.0 Carb Certified in 281RW)
- Toy Lock
- Central Vacuum
- Fantastic Fan w/Rain Sensor in Kitchen
- Rear Electric Queen Beds
- Rear Electric Queen Bed w/ Rear Convertible Sofa
- Electric Rear Jacks
- 32" LCD TV in Bedroom
- Cherry Cabinetry



Carmel



Kona



Midnight



Zodiac



PIN TO BUMPER

OVERALL LENGTH

TITANIUM EDITION



Note: Length defined as tow point (Ball coupler for travel trailers / King pin for 5th wheel trailers) to rear bumper. It does not include the rear ladder. Add 9" w/ Extended Pin Box

## 12' GARAGE



Length: 42' 7"    Height: 13' 3"    Dry: TBD    GVWR: 18,000    Hitch: TBD

## 10' GARAGE



Length: 35' 2"    Height: 12' 11"    Dry: 11,186    GVWR: 14,000    Hitch: 2,467

## 12' GARAGE



Length: 29' 11"    Height: 12' 8"    Dry: 9,041    GVWR: 14,000    Hitch: 1,964

## 10' GARAGE



Overall Length: 37' 9"    Pin to Bumper: 33' 9"    Dry: 11,950    GVWR: 14,000    Hitch: 2,900

### AV EQUIPMENT

- 32" LCD HDTV Flat Screen TV
- 12v AM/FM Stereo w/CD/DVD/MP3
- 6 Ceiling Speakers (4 in Living Room / 2 in Garage)
- 2 Exterior speakers

### GARAGE AREA

- 1" Thick Plywood Garage Floor
- Steel D-Ring Tie Downs
- 3000 lb. Rated Ultra-Light Ramp Door (No Cables)
- 10', 12' and 14' Garage Layouts
- Overhead Storage in Garage (N/A w/Elect. Beds)
- Gen. Prep w/Fuel Station, Timer, and Static Line
- Large 8' Garage Ramp Door (305RW, 281RW - 7' Garage Door Ramp)
- Fantastic Fan With Thermostat
- D-rings Cargo Area & Exterior Basement Storage Floor
- 2,500 lb. Garage Storage Rating (2 Axles)
- 3,000 lb. Garage Storage Rating (3 Axles)


- Two JENSEN™ JenX Ceiling Speakers in Garage
- Heat Duct
- Air Conditioning Duct
- Pull Down Rear Screen
- Recessed Hidden Beaver-Tail Storage Compartment

### OPTIONS


- Full Body Paint
- Second Fuel Station
- Ramp Door Patio
- Hydraulic Front Landing Gear
- Onan Generator (5.5 KW Carb Certified) (4.0 Carb Certified in 281RW)
- Toy Lock
- Central Vacuum
- Fantastic Fan w/Rain Sensor in Kitchen
- Rear Electric Queen Beds
- Rear Electric Queen Bed w/ Rear Convertible Sofa
- Electric Rear Jacks
- 32" LCD TV in Bedroom
- Cherry Cabinetry




Carmel



Kona



Midnight



Zodiac



PIN TO BUMPER

OVERALL LENGTH

TITANIUM EDITION





Heartland Recreational Vehicles

1001 All-Pro Drive • Elkhart, IN 46514 • 574-262-5992

**Community. Convenience. Close-to-home.**

Where you purchase your recreational vehicle is ultimately your decision but Heartland urges you to consider buying at your local dealer. Dealers are part of your community, providing jobs and contributing to your local economy. These dealers are under obligation to provide warranty service for products they sell, but are not legally required to service products purchased from other dealers. At some point, you may need to return to the dealer you buy from - why not stay close to home? After all, home is where your Heartland is!

**BENEFITS OF PURCHASING YOUR RV LOCALLY:**

- You enjoy valuable relationship building with Dealer Representatives, close to your home, who will explain the features and benefits of the product.
- You receive a full product orientation prior to delivery, which includes hands-on directions for many of the coach's systems and functions. You are also introduced to the Dealership's Service/Parts/Warranty personnel who are at the ready to help you with any issues you may encounter, now and in the future.
- You enjoy customer PRIORITY. Dealerships generally service their purchasing customers first - others may experience long delays and miss opportunities to use their RV. What is it worth for you to have a dealership's full attention and motivation to satisfy you when you need service - in a timely manner?
- Valuable TAX dollars and jobs stay in YOUR community which pays for your roads, schools, police and fire departments.

**DON'T UNDERESTIMATE CUSTOMER SERVICE AND PERSONAL CARE!**

For Canadian Residents: If you purchase an RV out-of-country, there are additional fees, taxes and inspections that must be met before bringing your product home. Your local Canadian dealers are experts in these provisions.

Your Authorized Heartland Dealer:



www.HEARTLANDRVS.com

Experience:

- Product Walk-Through Videos
- Side By Side Comparisons
- Feature Videos • Photo Galleries
- Virtual 360° Tours
- Detailed Floor Plans
- News • Testimonials
- Customer Service
- Service Locator
- Owners Club • More
- at our Informative Web Site



Visit HEARTLAND on:

VENDOR DIRECT 800#

CALL DIRECT FOR DIRECT RESULTS!  
TOLL FREE & WARRANTY PHONE NUMBERS

UPPERMICHIGAN	1-800-634-7621	ILLINOIS	1-402-775-2171
DEETER AVENUE	1-874-226-7166	OHIO	1-800-624-7524
ROCKFORD	1-800-834-4691	PA	1-874-226-7166
MOBILE	1-800-947-8222	FLORIDA	1-800-624-7521
SEATTLE	1-800-874-3278	NEW YORK	1-800-606-8928
THEYRON	1-800-843-1210	TEXAS	1-800-834-4691
KIA	1-800-235-7001	MAINE	1-877-401-4782
TRENTON	1-800-443-8027	CANADA	1-800-421-0210
A.S.A.	1-800-834-2723	ONTARIO	1-800-438-8984
PROVIDENCE	1-800-761-4241	NEW JERSEY	1-800-834-4691
CHANDLER	1-877-894-8987	NEW YORK	1-800-834-4691
ATWOOD	1-800-834-2710	NEW YORK	1-800-834-2710

**Call Direct, Fast Results! 800# LABEL IN EVERY HEARTLAND**

We provide a convenient sticker in each coach listing the warranty phone numbers of our most common vendor partners so that if you choose to, you may work directly with them to more quickly resolve issues or obtain replacement items.



**HEARTLAND CUSTOMER SERVICE WE'VE GOT YOUR BACK!**

Over 40 men and women located in a dedicated facility servicing our customers every day. With a dealer network of over 400 locations across the U.S. and Canada, you're never far from an authorized Heartland dealer.

**ROAD WARRIOR BY HEARTLAND**

Product information is as accurate as possible as of the date of publication of this brochure. Due to Heartland's commitment to continuous product improvement - floorplans, materials, components, features, specifications, options, etc. are subject to change without notice or obligation to Heartland Recreational Vehicles. Product information and specifications apply to coaches beginning with serial number 231051  
**Tow Vehicle Caution:** Owners of Heartland recreational vehicles are solely responsible for the selection and proper use of tow vehicles. All customers should consult with a motor vehicle manufacturer or their dealer concerning the purchase and use of suitable tow vehicles for Heartland products. Heartland disclaims any liability or damages suffered as a result of the selection, operation, use or misuse of a tow vehicle. Heartland's limited warranty does not cover damage to the recreational vehicle or the tow vehicle as a result of the selection of the tow vehicle.  
 See your nearest Heartland dealer to review a current model. 15,000 Litho 9/11 Rev C



Heartland Recreational Vehicles  
1001 All-Pro Drive • Elkhart, IN 46514 • 574-262-5992

**Community. Convenience. Close-to-home.**

Where you purchase your recreational vehicle is ultimately your decision but Heartland urges you to consider buying at your local dealer. Dealers are part of your community, providing jobs and contributing to your local economy. These dealers are under obligation to provide warranty service for products they sell, but are not legally required to service products purchased from other dealers. At some point, you may need to return to the dealer you buy from - why not stay close to home? After all, home is where your Heartland is!

**BENEFITS OF PURCHASING YOUR RV LOCALLY:**

- You enjoy valuable relationship building with Dealer Representatives, close to your home, who will explain the features and benefits of the product.
- You receive a full product orientation prior to delivery, which includes hands-on directions for many of the coach's systems and functions. You are also introduced to the Dealership's Service/Parts/Warranty personnel who are at the ready to help you with any issues you may encounter, now and in the future.
- You enjoy customer PRIORITY. Dealerships generally service their purchasing customers first - others may experience long delays and miss opportunities to use their RV. What is it worth for you to have a dealership's full attention and motivation to satisfy you when you need service - in a timely manner?
- Valuable TAX dollars and jobs stay in YOUR community which pays for your roads, schools, police and fire departments.

**DON'T UNDERESTIMATE CUSTOMER SERVICE AND PERSONAL CARE!**

For Canadian Residents: If you purchase an RV out-of-country, there are additional fees, taxes and inspections that must be met before bringing your product home. Your local Canadian dealers are experts in these provisions.

Your Authorized Heartland Dealer:



[www.HEARTLANDRVS.com](http://www.HEARTLANDRVS.com)

- Experience:
- Product Walk-Through Videos
  - Side By Side Comparisons
  - Feature Videos • Photo Galleries
  - Virtual 360° Tours
  - Detailed Floor Plans
  - News • Testimonials
  - Customer Service
  - Service Locator
  - Owners Club • More
- at our Informative Web Site



Visit HEARTLAND on:

**VENDOR DIRECT 800#**  
CALL DIRECT FOR DIRECT RESULTS!  
TOLL FREE & WARRANTY PHONE NUMBERS:

LEWIS	1-888-624-7631	SUBURBAN	1-402-775-2121
DEXTER A&L	1-574-235-7688	SAVAH	1-800-228-7038
DOMETIC	1-800-844-4881	S & B	1-574-235-7633
NORCO	1-800-347-2232	FLAIR	1-574-524-2183
SHURFLOW	1-800-424-2219	SEAT TECH	1-800-628-7621
THEFTPRO	1-800-543-1219	CHAM	1-800-888-6026
K&S	1-800-228-7001	COMPLEX	1-800-888-6082
TREXBY TIRE	1-800-443-8067	HAUER	1-877-461-4788
A.S.A.	1-800-488-2128	CAREFREE	1-800-622-2228
PROGRESSIVE	1-269-781-4241	DEKA	1-800-438-8004
CHENG	1-877-204-8087	WHIRLPOOL	1-800-543-8080
ATWOOD	1-888-488-3118	NORCOLO	1-800-543-1219

**Call Direct, Fast Results! 800# LABEL IN EVERY HEARTLAND**

We provide a convenient sticker in each coach listing the warranty phone numbers of our most common vendor partners so that if you choose to, you may work directly with them to more quickly resolve issues or obtain replacement items.



**HEARTLAND CUSTOMER SERVICE WE'VE GOT YOUR BACK!**

Over 40 men and women located in a dedicated facility servicing our customers every day. With a dealer network of over 400 locations across the U.S. and Canada, you're never far from an authorized Heartland dealer.

**ROAD WARRIOR**  
BY HEARTLAND

Product information is as accurate as possible as of the date of publication of this brochure. Due to Heartlands commitment to continuous product improvement - floorplans, materials, components, features, specifications, options, etc. are subject to change without notice or obligation to Heartland Recreational Vehicles. Product information and specifications apply to coaches beginning with serial number 231051  
**Tow Vehicle Caution:** Owners of Heartland recreational vehicles are solely responsible for the selection and proper use of tow vehicles. All customers should consult with a motor vehicle manufacturer or their dealer concerning the purchase and use of suitable tow vehicles for Heartland products. Heartland disclaims any liability or damages suffered as a result of the selection, operation, use or misuse of a tow vehicle. Heartland's limited warranty does not cover damage to the recreational vehicle or the tow vehicle as a result of the selection of the tow vehicle.  
 See your nearest Heartland dealer to review a current model. 15,000 Litho 9/11 Rev C