

DYNAMAX 

WE'RE PERFORMANCE DRIVEN



Grand Sport GT

At **Dynamax** reaching a higher standard is not an option,

Grand Sport GT - Model 400, shown with the Briarwood exterior paint scheme and the optional Ultra Exterior Trim Package.



it's a tradition.



Contents

A Higher Standard

- 4-5 Legendary Dynamax
 Attention to Detail
- 6-7 Luxurious Living Space
- 8-9 Details Make the Difference
- 10-11 Everything In Its Place
- 12-13 Everyday Luxury and Comfort
- 14-15 Maximum Style and Versatility
- 16-17 Now We're Cookin'
- 18-19 A Restful Retreat
- 20-21 Comfort and Convenience

Construction Features

- 22-23 Durable By Design -
 Steel Frame Construction
- 24-25 Freightliner Service Network
- 26 Freightliner and Cummins -
 A Powerhouse of Engineering
- 27 Crafted to Perfection
- 28-29 Decor and Paint
- 30-31 Exterior Trim Packages
- 32-33 Floorplans
- 34-35 Five Step Paint -
 From Start to Finish

Features and Options


- 36-37 Standard Features
- 38-39 Standard and Optional Features

A sleek aerodynamic front transition cuts through air more efficiently than a bus style motorhome, providing better fuel economy and handling. All models are equipped with box awnings and slide toppers, painted to match the body. Other standard features include a fully automatic satellite dome, low profile roof air conditioners and chrome dual trumpet air horns. Model 370 is shown in Mocha paint scheme.



A Motorhome Designed with **Legendary** Attention to Detail

We specialize in engineering motorcoaches designed to fit your lifestyle.



From the day the Dynamax brand originated, a progressive vision has set these prestigious vehicles apart. Built to perform at a higher standard of excellence that goes beyond what meets the eye, Dynamax is driven by an unending pursuit for precision and quality inside and out. Over the years, legendary product integrity and customer loyalty have combined to build a powerful brand. The foundation for success has been simple.

Start with a solidly engineered OEM cab chassis platform and concentrate on building a cohesively engineered muscle car style coach on it. At Dynamax there are no corners to cut – only curves. Dynamax delivers with revolutionary radius curved sidewalls, eye catching paint schemes and styling that flows with the OEM body lines. The resulting product is visually appealing and structurally solid, with aerodynamic properties that improve maneuverability for a better driving experience.



*Model 370 shown
in Mocha paint
scheme.*



Natural Cherry hardwood cabinets, Corian® countertops, ceramic tile and ultra leather furnishings set a comfortable and luxurious tone in this Grand Sport GT Model 370. The driver and passenger seats swivel to expand seating in the living area. Cappuccino decor shown with a choice of Brissa Bark ultra leather upholstery.

Luxurious Living Space

Experience a combination of masterful craftsmanship and elegant living.



This easy to access entertainment center comes complete with a 32" LED LCD TV, Sony AM/FM/CD/Blue Ray DVD Home Theater System and a fully automatic satellite dome.



Model 370 features a convenient slide out kitchen in Cappuccino decor, with Natural Cherry hardwood cabinets, Corian® countertops, 2-burner stove top and a versatile stainless steel over the range convection microwave oven.

Details Make the Difference

Grand Sport GT's storage and dual purpose furnishings are integrated seamlessly with the decor. These inner sprung ultra leather Dream Dinette cushions are designed for added support, and hinged for easy access to service areas or storage. The Dream Dinette Cherry hardwood table top converts easily for an additional sleeping area.



The standard ultra leather comfort lounge flips out easily for additional sleeping accommodations and features a handy pull-out drawer to stow extra bedding.



A Higher Standard



Everything In Its Place

Model 370's Natural Cherry 12-drawer bedroom dresser is designed for carefree travel. A single glance at the posi-lock push button latches indicates clothes are secured for travel. Mirrored door shirt closets with pull-out drawers flank the 32" LED LCD TV and Bose® Integrated sound system.



This queen bed lifts easily with gas props to access ample under bed storage.

The bathroom closet is prepped for an optional combination washer/dryer.

A great night's sleep comes easily in this walk-around queen bed slide with cross-flow ventilation windows. This Model 370 bedroom has sumptuous Natural Cherry hardwood cabinets, night stands and overhead storage. Lights out? Multiplex lighting controls are conveniently located just above bed. Shown with Cappuccino decor.





*Model 371 is shown with
Quick Silver Graphics*

Everyday Luxury and Comfort



Model 371 is shown with Natural Cherry cabinetry and ceramic tile flooring in a diagonal pattern, in our classic Slate Gray decor. An ultra leather ensemble creates a versatile living space with plenty of room for everyone.



Both driver and passenger captain's chairs swivel around to face the living area, creating seating for eight people in Model 371. Grand Sport GT's level floor walkway and 7' ceiling height make it easy to access the cockpit.

Maximum Style and Versatility

Solid hardwoods are a hallmark of Dynamax interior styling. Rich tones surround you everywhere throughout the coach. Generous sleeping quarters styled with fabulous fabric textures and patterns create visual interest. Our design team is renown for exacting attention to detail and clever use of storage space.



This versatile sofa and dinette ensemble has convenient storage drawers. The hide-a-bed dinette easily converts into sleeping accommodations. Designer valances and day/night shades surround the dark tinted T-slider windows for plenty of privacy and ventilation.



Now We're Cookin'

Each detail in the Grand Sport GT Model 371 kitchen is carefully designed to make cooking as much fun on the road as it is back home. Well planned work areas and ample solid Cherry Hardwood cabinetry set a warm inviting tone for culinary success.



Contemporary Posi-Lock hardware secures cabinets and drawers throughout the kitchen and coach.


A handy pull out pantry with an adjustable rack system maximizes storage. Contemporary decor features include an attractive hardwood sliding pocket bathroom door with a fluted glass insert.

The user friendly kitchen in Model 371 features a Corian® countertop, solid surface double bowl sink, single handle faucet with a pull out nozzle, a 2-burner stove top, ceramic tile backsplash and a 10 cubic foot stainless steel refrigerator.



A Restful Retreat

Designer appointments and rich wood tones make the bedroom suite a peaceful retreat after an eventful day of travel. This Model 371 bedroom is shown in Slate Gray decor.



The Model 371 bathroom features a Corian® vanity countertop, with a solid surface sink, a ceramic tile backsplash and a porcelain 2-stage flush macerator toilet.



Cherry hardwood dresser drawers and twin shirt closets provide ample storage, surrounding the 32" LED LCD TV with an Integrated Bose sound system. Designer valances and day/night shades enhance this bedroom, equipped with an emergency egress window. Model 371 has a one-piece neo-angle shower and large skylight. Slate Gray decor is shown.



Grand Sport GT Model 400 shown with optional ultra exterior upgrade package.

Grand Sport Cascadia

- Gross vehicle weight rating of 36,700 lbs.
- Available in lengths from 34' to 45'
- Seven double slide out floor plans are available

Comfort and Convenience

Relax and take in the big game, nestle in for a good read, or entertain in style. Grand Sport GT Model 400 offers plenty of luxurious first class living space.



Grand Sport GT Model 400 interior is shown in Chocolate Truffle. These easy care ultra leather furnishings provide residential appeal and include a Dream Dinette, queen hide-a-bed sofa with air inflation mattress and a euro-lounger/ottoman.

Dynamax - Durable By Design

Getting you on the road for a worry free experience is what it's all about. All Dynamax products are backed up with the best warranties in the business.

All slide out walls are welded and laminated within the sidewall to insure that the contour is consistent.

Sidewalls and roof frames are constructed with heavy gauge 1½" x 1½" aluminum tubing. All through-wall and roof cut-outs are boxed in with aluminum tubing. (Most manufacturers install wood to rout out their openings; wood has a tendency to rot over time.)

Exterior storage compartments are powder coated, inside and out, to inhibit corrosion.

Dynamax installs commercial grade hitches. All Grand Sport GTs are standard equipped with a 20,000 lb. hitch. A 40,000 lb. hitch is available as an option.


Steel Frame Construction

Heavy gauge 1-1/2" x 1-1/2" steel B-Pillar with six steel ladder brackets tie the cab and body together.

1-1/2" x 1-1/2" steel frame connects the B-Pillar to the cab windshield posts to create a rigid and safe cockpit.



2" x 4" E-coated steel floor frames are used on all models for superior corrosion resistance. This dipping process coats both the inside and outside of the steel tubes.



Body contours channel air flow up and around the motorhome cutting through wind, while increasing fuel economy and optimizing aerodynamics.



Radiused, laminated one-piece fiberglass roof is standard on all models.

Construction Features



Easy access battery bank, leveling system controls and generator



Hydraulic HWH push-button self leveling system and rear air ride suspension



Dynamax automotive quality wire harnesses feature Deutsch heavy-duty, water tight bulk disconnects, (Shown with two 3,000 watt inverters available upon request)



Easy access water bay and 50 amp power land line

Steel Frame Construction



Easy Access All Grand Sport GT Models are built on the Freightliner Cascadia chassis and feature a flip front end to allow easy servicing of the engine compartment.



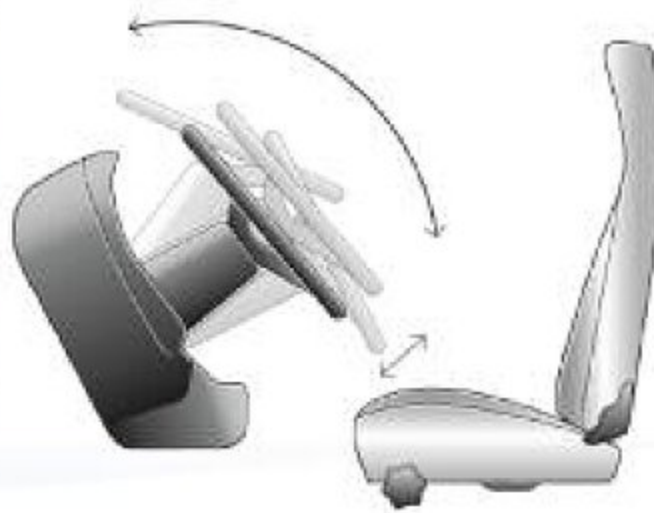
Freightliner Service Network

Freightliner's industry leading support network begins with over 400 Freightliner dealer locations across North America. Plus, 162 Freightliner ServicePoint Facilities integrated with Travel Centers of America locations across the country offer certified repair and warranty work.

Freightliner's Customer Assistance Center provides a 24 hours a day, 7 days a week hot line available with a toll free number (1-800-FTL-HELP) for technical support, to arrange roadside assistance or towing services, or to locate the nearest dealer or service center.



Remove and replace gauges with ease.



With tilt and telescoping functions, the steering wheel provides a "just right" fit every time.

Construction Features



The cab design meets or exceeds stringent Swedish and European ECE R-29 crash test requirements for driver safety.



Durable, ergonomic door handles withstand the test of time.



After 220,000 lock-unlock-open-and-slam cycles in engineering tests doors close just like new.



A Powerhouse of Engineering

Dynamax teams with Freightliner to build specialty vehicles that withstand the test of time.

Grand Sport GT: Available in 42' to 45' lengths

- Allison 4,000 TRV six speed automatic transmission
- 16,000 LB. Front axle
- 40,000 LB. R-Series Quiet Ride dual rear axles
- (2) 70 Gallon fuel tanks, 140 gallon capacity
- 13 Gallon diesel exhaust fluid tank



Grand Sport GT: Available in 34' to 40' lengths

- Allison 4,000 TRV six speed automatic transmission
- 14,700 LB. Front axle
- 23,000 LB. R-Series Quiet Ride single rear axle
- (2) 70 Gallon fuel tanks, 140 gallon capacity
- 13 Gallon diesel exhaust fluid tank



Transmission: Allison

- Smooth full power automotive shifts for fast acceleration and plenty of torque to handle steep grades with ease
- Transmission technology monitors RPM, load and road conditions
- Senses when to downshift to control speed on downhill grades



TRUCK RV SERIES



Engine: Cummins ISX-15.0L Diesel

- 525 Horsepower @ 1,800 RPM
- 1,850 LB. FT. of torque @ 1,200 RPM
- Optional 550 or 600 horsepower @ 1,800 RPM
- 2,000 RPM governed
- 2010 EPA/CARB emission certification
- 275 Amp alternator

Crafted to Perfection


Here's where old world craftsmanship meets cutting edge technology. Dynamax builds with rich natural solid hardwoods to produce the same exceptional cabinet construction found in finer homes.



Raised panel door detail



Dovetail construction



Pocket screws for structural integrity



Hand rubbed finishes optimize grain definition



Clear coated natural hardwood doors bring out the luster



CNC routed custom Corian® countertops



Custom louvered doors



Dividing walls and cabinets are reinforced for added strength



Contemporary Posi-Lock hardware secures cabinets and drawers

Ultra Leather

Window & Furnishings

Alabaster



Cappuccino



Chocolate Truffle



Garnet



Slate Gray



Russet Ridge



Briarwood



Quick Silver


Bedding



Pillows



Premium Flooring



Construction Features

A Choice of Hardwoods



Mocha



Natural Cherry



Early American Cherry



Dark Mahogany



Quick Silver

Exterior Trim Packages

Experience legendary Dynamax curb appeal with a choice of two head-turning exterior trim packages.

The Standard Trim Package

Grand Sport GT with the Standard Exterior Trim Package features:

- Aerodynamic front transition and sun visor
- Wall-mounted 21' Girard Power awning with wind sensor and remote
- Sculpted one-piece fiberglass rear cap
- Automotive LED tail lights
- Stainless steel rock guard
- Shown with an optional 40,000 lb. hitch



DIAMOND SHIELD

Industry leading Diamond Shield paint protection film shields your Grand Sport GT's finish from the wear and tear of traveling cross-country. This nano-fusion film keeps Grand Sport's head turning exterior paint looking great for years to come.





The Ultra Trim Package

Grand Sport GT with the Optional Ultra Exterior Trim Package features:

- A sleek aerodynamic transition with a front spoiler that directs air over the exterior roof components
- Sun visor painted to match exterior
- Passenger side roof mounted Zip-Dee power awnings with wind sensor and remote
- Drivers side roof mounted awning replicas come standard with the package but can be upgraded to a fully functional Zip-Dee power awnings as an option
- One-piece fiberglass rear cap with a rear spoiler
- Quad automotive LED tail lights
- Stainless steel rock guard
- Shown with an optional 40,000 lb. hitch

Mocha



Durable By Design

Getting you on the road for a worry free experience is what it's all about. All Dynamax products are backed up with the best warranties in the business.



GC340GT



GC360GT

Key Dimensions:	340GT	360GT	370GT	371GT	400GT	420GT	450GT
GVWR	37,600 lb.	37,600 lb.	37,600 lb.	37,600 lb.	37,600 lb.	54,000 lb.	54,000 lb.
GCWR	80,000 lb.	80,000 lb.	80,000 lb.	80,000 lb.	80,000 lb.	80,000 lb.	80,000 lb.
Overall Length	34' 8"	36' 6"	36' 5"	36' 5"	40' 5"	43' 0"	44' 11"
Exterior Width	8' 6"	8' 6"	8' 6"	8' 6"	8' 6"	8' 6"	8' 6"
Wheelbase	238"	255"	258"	258"	283"	315"	322"
Overall Exterior Height (Includes Standard 15,000 BTU Roof Air Conditioner and or Dome)	12' 4"	12' 4"	12' 4"	12' 4"	12' 4"	12' 4"	12' 4"
Interior Height	7' 0"	7' 0"	7' 0"	7' 0"	7' 0"	7' 0"	7' 0"
Fuel Capacity	140 Gallons	140 Gallons	140 Gallons	140 Gallons	140 Gallons	140 Gallons	140 Gallons
Water Capacities							
Fresh	85 Gallons	85 Gallons	85 Gallons	85 Gallons	85 Gallons	85 Gallons	85 Gallons
Gray	44 Gallons	44 Gallons	44 Gallons	44 Gallons	44 Gallons	44 Gallons	44 Gallons
Black	44 Gallons	44 Gallons	44 Gallons	44 Gallons	44 Gallons	44 Gallons	44 Gallons
LPG Capacity: 20.3 Gallons/85 lb.	■	■	■	■	■	■	■



GC370GT



GC420GT



CA371GT



CA450GT



GC400GT

Construction Features



Legendary Five Step Paint - *Three on-site 25' x 60' down draft bake booths can apply any custom paint scheme you can dream up.*

5-Step Paint From Start to Finish

Making a big statement is all in a day's work for Dynamax paint specialists. Virtually any logo, graphic or design can be digitally enlarged for precise masking and painting. This painstaking process is shown below. This prestigious 5-step paint process really shines with three coats of clear, sanded and buffed, for a distinctively polished finish.



Digitally plotted, spray mask is carefully applied



A coat of metallic black goes on



After masking to protect the previous coat, silver is applied



Areas are masked off to add additional colors



Unit is prepped and ready for final color



Final base coat color has been applied, unit will be unmasked to prepare for clear coat



Grand Sport
Shown with matching stacker trailer.

Standard Features

Dynamax models are loaded with standard features for years of carefree travel.

Chassis Type:

Freightliner Cascadia

Chassis Features – Engine:

- Cummins ISX – 15.0L
- 525 Horsepower @ 1,800 RPM
- 1,850 lb. ft. of Torque @ 1,200 RPM
- 2,000 RPM Governed
- 2010 EPA/CARB Emission Certification

Engine Equipment:

- 275 Amp Alternator
- 3 Alliance Model 1231, Group 31, 12 Volt Maintenance Free Batteries w/3,375 CCA
- Chassis Battery Shut Off Switch in Cab Mounted by Drivers Seat
- Cummins 18.7 CFM Air Compressor
- Cummins Inte Brake Compression Brake w/Dash Switch
- Engine After Treatment Device, Automatic Over the Road Regeneration & Dash Mounted Regeneration Request Switch
- 13 Gal. Diesel Exhaust Fluid Tank
- 1,750 sq. in. Aluminum Radiator
- 1,500 Watt/115 Volt Block Heater

Transmission & Equipment:

- Allison 4,000 TRV Six Speed Automatic Transmission
- Push Button Electronic Shift Control, Dash Mounted
- Transmission Electronic Oil Level Check

Front Axle, Suspension & Equipment:

- 14,700 lb. Front Axle (Models 340GT – 400GT)
- 14,600 lb. Taperleaf Front Suspension (Models 340GT – 400GT)
- 16,000 lb. Front Axle (Models 420GT – 450GT)
- 16,000 lb. Taperleaf Front Suspension (Models 420GT – 450GT)
- Cast Iron Front Brake Drums
- TRW TAS-85 Power Steering
- 2 Quart See Through Power Steering Reservoir

Rear Axle, Suspension & Equipment:

- 23,000 lb. R-Series Quiet Ride Single Rear Axle
- 40,000 lb. Tandem Rear Axle (Models 420GT & 450GT)
- 3.91 Rear Axle Ratio
- Cast Iron Rear Brake Drums
- Airliner 23,000 lb. Rear Suspension (Models 340GT & 400GT)
- Airliner 40,000 lb. Rear Suspension (Models 420GT & 450GT)
- Dual Instant Response Rear Suspension Leveling Valves

Brake System:

- Air Brakes w/4 Wheel ABS
- Brake Line Air Dryer w/Heater & Integral Reservoir
- Auto Drain valves on all Tanks
- Quick Disconnect Fitting w/Tire Inflation Kit

Frame:

- 11/32" x 3-1/2" x 10-15/16" Steel Frame w/1/4" C-Channel Inner Frame Reinforcement (Models 340GT & 400GT)
- 7/16" x 3-9/16" x 11-1/8" Steel Frame w/1/4" C-Channel Inner Frame Reinforcement (Models 420GT & 450GT)

Fuel Tanks & Equipment:

- Left & Right Hand 70 Gal. Aluminum Fuel Tanks – 140 Gal. Capacity
- Fuel Filter/Water Separator w/Primer Pump
- Equiflo Inboard Fuel System w/Right & Left tank Shut Off Valves
- Auxiliary Fuel Supply & Return Ports (Generator)

Tires:

- Front Tires: Michelin XZA3 275/80R22.5 (16 Ply Radials) (Models 340GT & 400GT)
- Front Tires: Goodyear G291 315/80R22.5 (18 Ply Radials) (Models 420GT & 450GT)
- Rear Tires: Michelin XZA3 275/80R22.5 (14 Ply Radials) (Models 340GT & 400GT)

- Rear Tires: Goodyear G399 295/75R22.5 (16 Ply Radials) (Models 420GT & 450GT)

Wheels:

- Accuride 22.5 x 8.25 Polished Aluminum Front Wheels (Models 340GT & 400GT)
- Accuride 22.5 x 9.00 Polished Aluminum Front Wheels (Models 420GT & 450GT)
- Accuride 22.5 x 8.25 Polished Aluminum Rear Wheels (Only outside rims are polished – all models)

Cab Exterior:

- Aluminum Cab
- Rubber Mounted
- Chrome Grille
- Premium Noise Abatement & Insulation – Hood, Tunnel & Firewall
- Clear Fog Lights Recessed in Bumper
- Daytime Running Lights
- Dual Chrome Heated & Remote Aerodynamic Mirrors w/Integral Convex & Dual Axis Mirrors
- Fiberglass Exterior Sun Visor
- Tinted Door Glass
- Electric Powered Windows
- 2-Piece Tinted Curved Bonded Window
- 8 Liter Windshield Washer Reservoir, Cab Mounted, w/Fluid Level Indicator

Cab Interior:

- Parchment/Shale Interior
- Premium Noise Abatement & Insulation on Cab Floor
- Dash Mounted Ash tray & Lighter
- Roof Mounted Console w/Two Locking Doors
- Forward Waste Bin Mounted Beneath Dash
- Door Panels w/Integrated Storage Pockets
- Digital Flush Mounted Alarm Clock in Dash
- 2 Cup Holders in Dash
- Dash Air Conditioning
- Cab Premium Noise Abatement & Insulation
- Door Activated Dome Lights/Red Map Lights & Foot Well Lights w/Dash Switch
- Electric Door Locks
- 3 Point Driver & Passenger Seat belts w/Adjustable D-Ring
- Driver & Passenger Seats Swivel
- Air Ride Driver & Passenger Seat Pedestals
- Adjustable Tilt & Telescoping Steering Column
- 4-Spoke 18" Leather Wrapped Steering Wheel
- Wood Grain Instrument Panels
- Low Air Pressure Light & Buzzer
- Brake Application Air Gauge
- 2" Primary & Secondary Air Pressure Gauges
- Electronic Cruise Control w/Controls on Steering Wheel Spokes
- Driver Message Center w/2 x 20 Display
- 2" Electric Fuel Gauge
- Rear Axle Temperature Gauge (Second rear axle temperature gauge on model 450GT only)
- Electrical Engine Coolant Temperature Gauge
- Engine Oil Temperature Gauge
- 2" Transmission Oil Temperature Gauge
- Electronic Outside Temperature Sensor Displayed in Driver Message Center
- Engine & Trip Hour Meters Integral within Drivers Display
- Electric Engine Oil Pressure Gauge
- Speedometer
- Electronic 3,000 RPM Tachometer
- 2" Turbo Air Pressure Gauge
- 2" Voltmeter
- Marker Lights Interrupter Switch
- Trailer Brake Valve w/Hand Control
- Parking Brake System w/Warning Indicator
- Self Cancelling Turn Signal Switch w/Dimmer, Headlight Flash, Wash/Wipe/Intermittent

- Cobra 29LTDST Factory Installed CB Radio
- Multi-Band AM/FM/WB/CB Dual Mirror Mounted Antenna System
- Chassis & Driveline Warranties:
- Cummins ISX Diesel Engine
- Cummins Base Engine Coverage* (2 Years/250,000 Miles (402,336 km) w/Major Components Coverage for 5 Years/500,000 Miles (804,672 km) & Injector Coverage for 2 Years/125,000 Miles (201,168 km) *Covers Defects in Material or Factory Workmanship.
- Allison 4,000 TRV Transmission
- 5 Years/Unlimited Miles
- Freightliner Cascadia Chassis
- 1 Year/Unlimited Miles
- Towing Extended/Roadside Service Warranty, 1 Year/Unlimited Mileage

Exterior Features:

- Paint:
 - Option #1 – Mocha
 - Option #2 – Briarwood
 - Option #3 – Quick Silver
 - Option #4 – Russet Ridge
- Diamond Shield Paint Protection
- Four Point Fully – Automatic Leveling Hydraulic Jacks

Trailer Hitch & Towing Equipment:

- 20,000 lb. Hitch Capacity – 2,000 lbs. Tongue Weight/20,000 lbs. Pulling Weight (Standard)
- 40,000 lb. Hitch Capacity – 4,000 lbs. Tongue Weight/40,000 lbs. Pulling Weight (Optional)
- Brake Controller - Includes 7-Way Flat Pin Tow Connection (Optional)
- 7-Way Flat Pin Tow Connection (Optional)

Awning:

- Carefree of Colorado Box Awning
- Girard Power Awning w/Remote Control & Wind Sensor (Optional)
- Window Awning on Living Room Slide Out
- Lighted Grab Handle

- Lighted Grab Handle w/Keyless Entry Controls Entry Door & Trunk (Optional)

- Double Power Step at Entry Door

Basement Exterior Storage Compartments:

- Aluminum Insulated Compartment Doors
- E-Coated Steel Compartment Boxes
- Lights in all Compartments
- 26" LCD TV on Swing Arm w/2 Outside Speakers (Optional)

Rear Trunk:

- Fiberglass Rear Trunk Door
- Lighted
- Power & Remote Door Locks
- Convenient Storage Pouch on Rear Wall
- Netted Front Storage Compartment (Holds items in w/open rear door)
- 120 Volt Receptacle
- 12 Volt Receptacle
- 8 Docking Lights:
 - 1 in Driver Side Rear Wheel Flare
 - 1 in Passenger Side Rear Wheel Flare
 - 2 in Rear Cap Mounted High
 - 4 in Rear Bumper
 - 1 in Left Rear Corner of Bumper
 - 1 in Right Rear Corner of Bumper
 - 2 - 1 on Each Side of License Plate in the Center of Rear Bumper
- Exterior Mounted LP Gas Grill (Optional)
- AC/DC Portable Refrigerator/Freezer (Optional)

Interior Features:

- Interior Decors:
 - Option #1 - Chocolate Truffle
 - Option #2 - Cappuccino
 - Option #3 - Slate Gray
 - Option #4 - Garnet
 - Option #5 - Alabaster
- Living Room/Bedroom - Deluxe Sculpted Carpet
- Kitchen/Bath - Hardwood Flooring
- Ceramic Tile Floor (Optional)
- Hardwood Cabinets:
 - Option #1 - Natural Cherry
 - Option #2 - Early American Cherry
 - Option #3 - Mahogany

- Deluxe Hidden Cabinet Door Hinges
- Posi-Lock Latches on Cabinet Doors
- 32" LED LCD TV in Front of Living Area (All Models)
- 40" LED LCD TV in Rear of Living Area (450GT Only)
- Fully Automatic Satellite (Standard)
- In-Motion Satellite (Optional)
- Intellitec Multiplex Lighting System Multi-Point Switching
- "All Off" Feature Located in 4 Locations: (Completely shut down all 12 Volt lighting by holding one button down for a few seconds in these areas:
 - Overhead Console in Cab Area
 - Entry Door
 - Bathroom Near Vanity Sink
 - Overhead Cabinet in the Bedroom Slide Out
- Deluxe Padded Ceiling
- Flush Mounted Halogen Lights
- Fire Place w/Radiant Heater ILO Hutch (Optional)
- Floor Lighting Throughout
- Sony Blu-Ray Home Theatre AM/FM/CD/DVD Surround Sound System (Standard)
- Deluxe Vinyl Wall Paper
- Day/Night Pleated Shades in Living Room, Bedroom & Bathroom
- Blind in Kitchen
- Matching Fabric Valences
- Lexington Comfort Lounge (Standard)
- Lexington Wall Hugger Sofa w/Air Mattress (Optional)
- 120 Volt Outlet & Phone Jack at Dinette
- Dinette - Front & Rear Facing Seating w/Inner Sprung Seating Area, "Dream Dinette w/Hardwood Tabletop (Models 360GT, 370GT, 400GT & 420GT)
- U-Shaped Booth Dinette w/Table ILO Sofa (Optional on 340GT Only)
- Hardwood Sofa Table (Optional) (Standard on GC340-GT)

- Fantastic Fan Roof Vent Thermostatically Controlled w/Rain Sensor & Remote

Safety Features:

- LP Gas Leak Detector
- 12 Volt Carbon Monoxide Detector
- Smoke Detector
- Fire Extinguisher

Kitchen Features:

- Corian Countertop w/Backsplash, Large Double-Bowl Sink w/Cover
- Single Handle Faucet w/Pull Out Spray Head
- Drawer Style Stainless Steel Dish Washer (Optional)
- Electric 2 Burner Glass Top (Standard)
- Over the Range Convection Microwave Oven
- 10 Cubic Foot Stainless Steel Refrigerator w/Ice Maker (Models 340GT, 360GT, 370GT, 371GT & 400GT)
- 12 Cubic Foot Stainless Steel Refrigerator w/Ice Maker (Models 420GT, 450GT)

Bathroom:

- Corian Lavatory Top w/Integrated Sink
- Deluxe Hardwood Medicine Cabinet
- One Piece Fiberglass Shower
- Skylight Over Shower
- Tecma China Macerator Toilet
- Washer/Dryer Prep (Standard)
- Vented Washer/Dryer Combination (Optional)

Bedroom:

- 32" LED LCD TV (Standard)
- Sony S-Air Remote
- Hardwood Cedar-Lined Wardrobes
- Queen Size Bed w/Hardwood Night Stands (Standard)
- Storage Under Bed
- Fantastic Fan Thermostatically Controlled w/Rain Sensor & Remote
- Designer Bedspread & Pillows

Driver & Passenger Compartment:

- Rear Color Back-up Camera
- Left & Right Side Color Cameras (Optional)
- GPS Navigation System (Optional)
- 7.9" Color Monitor
- Auxiliary 12 Volt In-dash Receptacle
- Driver & Pass Ultra Leather Captain Chairs
- In-dash AM/FM/CD Radio
- Roof Mounted Dual Air Horns

Construction Highlights:

- **Floor:** Heavy Duty 4" E-Coated Steel Floor Frame Mounted on Polyurethane Isolators
- **Walls:** Radiused & Laminated Side Walls
- 1 1/2" x 1 1/2" Square Tube Aluminum Framed Sidewalls w/All Thru Wall Cut Outs Framed w/Aluminum Tube
- **Windows:** Panoramic Bonded & Dark Tinted
- **Roof:** One Piece Radiused & Laminated
- Square Tube Aluminum Framed
- One Piece Outer Fiberglass Skin
- **Insulation:**
 - Floor - R-11 Solid Block Foam
 - Sidewalls & Roof - R-8 Solid Block Foam
- Steel Cage Connecting Cab to Sidewalls & Roof
- Aerodynamic Front Fiberglass Transition
- Molded Fiberglass Rear Cap w/Trunk
- Living Room Slide Out - Hydraulic (All models)
- Side Cross Flow Vent Windows
- Bed Slide Out - Hydraulic (All Models)
- Side Cross Flow Vent Windows
- Kitchen/Sofa Slide Out (Model 370GT Only)

Utilities:

- Three 4D AGM Coach Batteries (Standard)
- Three 8D AGM Coach Batteries (Optional)
- Inside Battery Disconnect Switch
- One 3,000 Watt Inverter
- Second 3,000 Watt Inverter (Optional)
- 50 Amp Land Line Power Cord w/Power Reel & Remote Control
- 8.0 KW Diesel Generator
- Auto Generator Start System (Optional)
- 12 Volt High Capacity Demand Water Pump
- Water Manifold System
- Power Retractable Fresh Water Hose
- 1 - 40,000 BTU Furnace (Models 340GT, 360GT, 370GT & 371GT)
- 1 - 20,000 & 1 - 40,000 BTU Furnaces (Models 400GT, 420GT & 450GT)
- Hydro Hot Heating System (Optional)
- 10 Gallon LP Gas/110 Volt Hot Water Heater
- Tankless LP Water Heater (453GT Only)
- (1) 15,000 BTU Low Profile Roof Air Conditioner (Standard - Living Area)
- (1) 15,000 BTU Low Profile Roof Air Conditioner (Standard - Bedroom)
- Upgrade the (2) Two Low Profile 15,000 BTU Roof Air Conditioners w/Heat Pumps (Optional)
- Third 15,000 BTU Low Profile Roof Air Conditioner w/Heat Pump (Optional on 450GT Only)
- Exterior Park Cable Hook-up (Optional)



Grand Sport GT's professional cockpit is designed with lots of leg room. It includes power windows, cruise control, tilt and telescoping steering column, tinted glass and overhead directional reading lamps. Many drivers option the sophisticated GPS navigation system.

Choose the appropriate hitch for your towing needs



20,000 lb. hitch is standard



The optional 40,000 lb. rugged rear hitch helps provide you with twenty tons of towing power

Standard Features

Dynamax models are loaded with standard features for years of carefree travel.



The Intellitec Multiplex Lighting System with memory is accessible from four locations throughout the Grand Sport Ultra. This convenient system allows the user to completely shut down all of the 12-Volt lighting, from ceiling to floor, by holding one button down for a few seconds. Controls are located in the overhead console cab area, entry door, bathroom (near the vanity sink), and in the bedroom overhead cabinet. The programmable scene module allows you to customize and group lighting zones for comfort, convenience, watching television, etc.



All Grand Sport GTs are undercoated



Aqua-Hot hydronic heating system



Hydraulic leveling jacks. Four fully-automatic leveling jacks are standard on all Grand Sport GTs



Radiused steel framed, automotive style entry door with a two-stage catch and dead-bolt system provides extra security. A deluxe power entry step opens automatically with the entry door.

All Grand Sport GT's are equipped standard with eight rear docking lights for safe parking after dark



All Dynamax motorcoaches feature ample rear trunk storage and aerodynamic radiused sidewalls and roof

The Girard tankless water heater provides a limitless supply of hot water on demand and uses 60% less LP gas than conventional tanks. There's no storage tank with rust and sediment to clean or by-pass valves required when winterizing.



Optional Features

As refined and well crafted as each Dynamax Motor Coach model is, all share the unlimited potential to become your ultimate dream machine.



Slide out compartments can house a grill, bikes, ramps, racks - anything you need



Satellite for internet and dome for television on the go



Select a 26" or 32" pull-out or up to a 46" TV, built into the sidewall



Optional color side view cameras are painted to match the body color



Optional Tri-Mark keyless entry system

Power, Prestige and Precision From Dynamax

Dynamax's reputation for elegantly styled body lines and head-turning paint is renown. Dynamax owners are indulged in first-class comfort with standout amenities that are second to none. Contemporary conveniences like brand name appliances and dramatic Multiplex lighting amp up the "ahh" factor.

For the motorhome enthusiast, the drive is as important as the destination. We start with a commercial grade chassis designed to exceed the comfort and safety demands of professional drivers. Our signature curved design handles cleanly, cutting cross winds for a smoother, more stable and aerodynamic ride. Engine access is just under the hood, so service is a breeze. Dynamax offers up to 5' of metal for front crush zone protection. The result...total engineering synergy from one end to the other, mile after mile, year after year.

Experience the complete package. Luxury living inside with head-turning good looks outside – all in a fun to own package – hand crafted by Dynamax.

This Grand Sport GT, Model 371 is shown with our Quick Silver full body paint scheme.



2745 Northland Dr. ■ Elkhart IN 46514
888-295-7859 ■ www.dynamaxcorp.com

Actual towing capacity is dependent on your particular loading and towing circumstances, which includes GVWR, GAWR and GCWR, as well as adequate trailer brakes. Please refer to the Owners Manual of your vehicle for further information. All illustrations and specifications contained in this literature are based on the latest product information at the time of publication. Dynamax reserves the right to make changes in prices, colors, materials, equipment and specifications at anytime, without notice, and assumes no responsibility for any error in this literature. All units are shipped F.O.B. point of manufacture. 2/12/2M ©2012 Dynamax



Learn More
Scan this barcode using a QR Reader on your smart phone to learn more about Forest River.



A Berkshire Hathaway company.