

# *Springdale*

## *Adventure* Begins Here.



## *Springdale Summerland*



**Keystone RV  
Company**

**Eastern Edition**

# Springdale | Travel Trailer

Springdale  
**VAULTED**  
— RAISING THE BAR —  
**6'1"**



282BH Wardrobe

282BH Bunks

*Springdale has so many features that offer the best value in the market and the best floorplans to fit your specific camping needs. Take a look at these action packed campers that offer exactly what you are looking for in front living spaces, bunks for the kids, plenty of storage, Super Slide Rooms (SSR), and roomy open spaces. If you have a need or a want, Springdale has the camper for your next Adventure!*

**HUGE  
STORAGE  
CAPACITY**



**Springdale**  
**CEILING**  
 ON INNOVATION  
**10"**

# Adventure Begins Here.



Full Extension Drawers  
 in all Springdales



Oversized and Deep High Impact Acrylic sinks  
 found in all Springdales



312RLGL Private Bathroom

*At Springdale we know that convenience and comfort are very important when you are on your Adventure and we strive to make that a reality for you. Prep work and cleanup is effortless in a Springdale and all Springdales have full extension pull out drawers and deep sinks that make the most experienced camper happy. Large bedrooms and room to roam in the main living areas make the Springdale easy to navigate for the entire camping crew!*



# Springdale | Travel Trailer

**Springdale**  
**VAULTED**  
— RAISING THE BAR —  
**6'1"**



Springdale  
**CEILING**  
FOR INNOVATION  
10"

# *Adventure* Begins Here.



## *Springdale* | Decor Options



*Cordovan*



*Morel*



*Redwood*

# Summerland | Travel Trailer

by SPRINGDALE

SUP  
SL  
RO



*Why not have exactly what you want to go camping and do it with style and grace? Summerland by Springdale offers a great look and awesome features at a price that will fit any budget. Versatile floorplans, a variety of sizes, and packed with so many features you will not want to stay home! Summerland has what you want to begin your Adventure!*



2820BH Bunks



2820BH Bedroom



2820BH Dinette

PER  
DE  
OM

# Adventure Begins Here.



*As you can see, we made the new Summerland both beautiful and functional. With an abundance of cabinets, overheads, and closets, there is plenty of room to stow all your gear. And the Super Slide Room is spacious enough for you to stretch out and relax. The Summerland 2820BH shown here in Morel decor will whisk you into an adventure and memories you will not soon forget.*



2820BH Bathroom



"Summerlounge" in the  
2800BH



...conveniently converts  
to bunk room

VISIT OUR ALL NEW  
WEBSITE TO VIEW  
INTERIOR PHOTOS  
AND MUCH MORE AT  
[KEYSTONERV.COM](http://KEYSTONERV.COM)



# Springdale | Fifth Wheel Floorplans



## Springdale Fifth Wheel Specifications

| Fifth Wheel       | 242FWRLSSR | 247FWRLLS | 249FWBHSSR | 253FWRLLS | 280FWIKSSR | 320FWFBGL |
|-------------------|------------|-----------|------------|-----------|------------|-----------|
| Shipping Weight   | 6268       | 6415      | 6380       | 6975      | 7260       | TBD       |
| Carrying Capacity | 1712       | 1560      | 1715       | 1195      | 2765       | 2635      |
| Hitch Weight      | 980        | 975       | 1095       | 1170      | 1225       | TBD       |
| Exterior Length*  | 26' 3"     | 27' 8"    | 27' 2"     | 29' 9"    | 31' 3"     | 35' 1"    |
| Ext Height        | 11' 7"     | 12' 3"    | 11' 11"    | 11' 11"   | 11' 10"    | 11' 11"   |
| Fresh Water       | 50         | 50        | 50         | 50        | 50         | 45        |
| Waste Water       | 34         | 34        | 30         | 34        | 34         | 34        |
| Grey Water        | 34         | 64        | 64         | 34        | 64         | 64        |
| LPG Capacity      | 60         | 60        | 60         | 60        | 60         | 60        |

DISCLAIMER: Product information is as accurate as possible as of the date of publication of this brochure. All features, floor plans, and specifications in this brochure are subject to change without notice. Please also consult Keystone's web site at [www.keystonerv.com](http://www.keystonerv.com) for more current product information and specifications. Tow Vehicle Disclaimer: CAUTION: Owners of Keystone recreational vehicles are solely responsible for the selection and proper use of tow vehicles. All customers should consult with a motor vehicle manufacturer or their dealer concerning the purchase and use of suitable tow vehicles for Keystone products. Keystone disclaims any liability or damages suffered as a result of the selection, operation, use or misuse of a tow vehicle. KEYSTONE'S LIMITED WARRANTY DOES NOT COVER DAMAGE TO THE RECREATIONAL VEHICLE OR THE TOW VEHICLE AS A RESULT OF THE SELECTION, OPERATION, USE OR MISUSE OF THE TOW VEHICLE. \*Length is defined as the distance from the centerline of hitch pin/coupler to rear bumper of trailer. 03/13

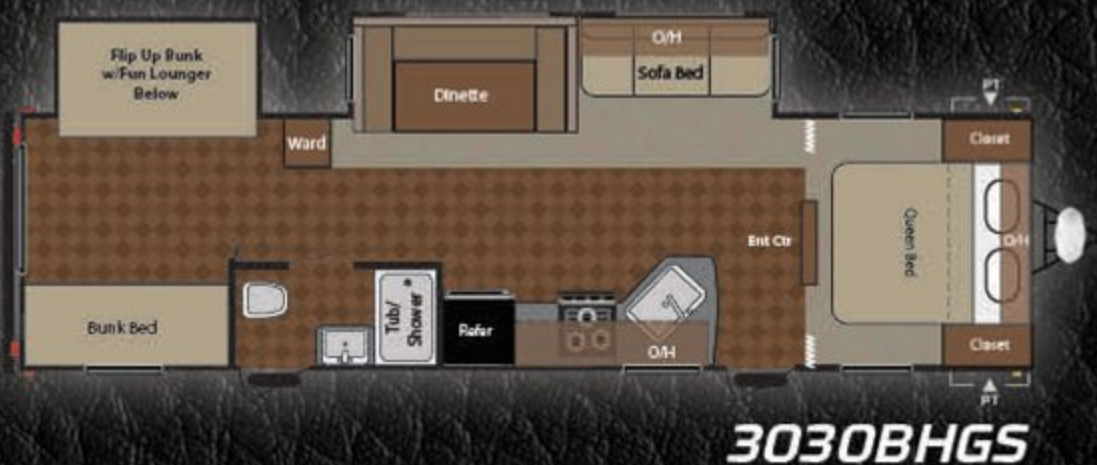
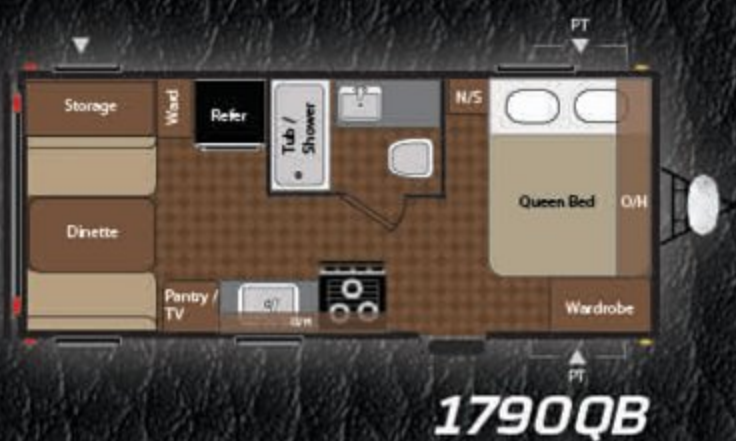
## Summerland Travel Trailer Specifications

| Travel Trailer    | 1790QB  | 1890FL | 2100RB  | 2560RL  | 2570RL | 2600TB  | 2670BH  | 2800BH  | 2820BH | 2890BH  | 3030BH  |
|-------------------|---------|--------|---------|---------|--------|---------|---------|---------|--------|---------|---------|
| Shipping Weight   | 3928    | 4059   | 5247    | 4657    | 5628   | 4712    | 5820    | 6320    | 6455   | 6328    | 7310    |
| Carrying Capacity | 2138    | 2351   | 2273    | 2958    | 1977   | 2833    | 1825    | 2080    | 3040   | 3187    | 2345    |
| Hitch Weight      | 490     | 410    | 520     | 615     | 605    | 545     | 645     | 730     | 695    | 715     | 855     |
| Exterior Length*  | 20' 10" | 23' 7" | 25' 11" | 27' 11" | 28' 8" | 28' 10" | 28' 11" | 31' 9"  | 32' 1" | 32' 7"  | 34' 11" |
| Ext Height        | 10' 6"  | 10' 6" | 10' 6"  | 10' 6"  | 10' 6" | 10' 6"  | 10' 11" | 10' 11" | 11' 3" | 10' 11" | 10' 11" |
| Fresh Water       | 50      | 50     | 50      | 50      | 50     | 50      | 50      | 50      | 45     | 50      | 50      |
| Waste Water       | 30      | 34     | 34      | 34      | 34     | 34      | 30      | 34      | 34     | 30      | 30      |
| Grey Water        | 30      | 30     | 64      | 34      | 30     | 30      | 34      | 64      | 64     | 34      | 34      |
| LPG Capacity      | 40      | 40     | 40      | 40      | 40     | 40      | 40      | 40      | 60     | 40      | 40      |



Get the free mobile app at <http://gettag.mobi> and scan this Tag.





360° INTERIOR VIRTUAL TOUR  
AVAILABLE AT [KEYSTONERV.COM](http://KEYSTONERV.COM)

# Springdale | Travel Trailer Floorplans



**266RLSSR**



**294BHSSR**



**282BHSSR**



**295RBSSR**



**292RLGL**



**296BHSSR**



**293RKGL**



**297BHSSR**

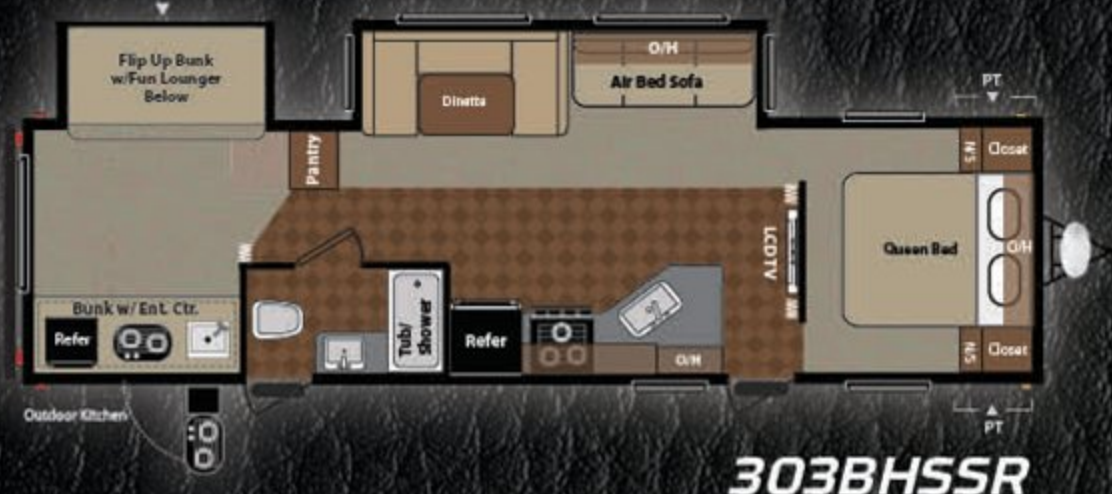
# Adventure Begins Here.



**299FKGL**



**311REGL**



**303BHSSR**



**312RLGL**

## Springdale Travel Trailer Specifications

| Travel Trailer    | 266RLSSR | 282BHSSR | 292RLGL | 293RKGL | 294BHSSR | 295RBSSR |
|-------------------|----------|----------|---------|---------|----------|----------|
| Shipping Weight   | 6458     | 7000     | 7095    | 7095    | 7135     | 7180     |
| Carrying Capacity | 1282     | 2515     | 2360    | 2570    | 2525     | 2365     |
| Hitch Weight      | 740      | 715      | 655     | 865     | 860      | 745      |
| Exterior Length*  | 29' 6"   | 32' 1"   | 33' 1"  | 33' 3"  | 33' 5"   | 32' 8"   |
| Ext Height        | 11' 3"   | 11' 3"   | 11' 3"  | 11' 3"  | 11' 3"   | 11' 3"   |
| Fresh Water       | 50       | 50       | 50      | 50      | 50       | 50       |
| Waste Water       | 34       | 34       | 30      | 34      | 30       | 30       |
| Grey Water        | 34       | 64       | 34      | 64      | 34       | 64       |
| LPG Capacity      | 60       | 60       | 40      | 60      | 60       | 60       |

| Travel Trailer    | 296BHSSR | 297BHSSR | 299FKGL | 303BHSSR | 311REGL | 312RLGL |
|-------------------|----------|----------|---------|----------|---------|---------|
| Shipping Weight   | 7090     | 7235     | 7555    | 8050     | 8215    | 8492    |
| Carrying Capacity | 2420     | 2315     | 2205    | 1635     | 1545    | 1333    |
| Hitch Weight      | 710      | 750      | 960     | 885      | 960     | 1025    |
| Exterior Length*  | 33' 10"  | 33' 10"  | 34' 3"  | 35' 8"   | 35' 7"  | 36' 6"  |
| Ext Height        | 11' 3"   | 11' 3"   | 11' 4"  | 11' 4"   | 11' 4"  | 11' 4"  |
| Fresh Water       | 45       | 50       | 44      | 50       | 50      | 50      |
| Waste Water       | 30       | 34       | 34      | 30       | 34      | 34      |
| Grey Water        | 34       | 34       | 64      | 34       | 68      | 64      |
| LPG Capacity      | 40       | 60       | 60      | 60       | 60      | 60      |

DISCLAIMER: Product information is as accurate as possible as of the date of publication of this brochure. All features, floor plans, and specifications in this brochure are subject to change without notice. Please also consult Keystone's web site at [www.keystonerv.com](http://www.keystonerv.com) for more current product information and specifications. Tow Vehicle Disclaimer. CAUTION: Owners of Keystone recreational vehicles are solely responsible for the selection and proper use of tow vehicles. All customers should consult with a motor vehicle manufacturer or their dealer concerning the purchase and use of suitable tow vehicles for Keystone products. Keystone disclaims any liability or damages suffered as a result of the selection, operation, use or misuse of a tow vehicle. KEYSTONE'S LIMITED WARRANTY DOES NOT COVER DAMAGE TO THE RECREATIONAL VEHICLE OR THE TOW VEHICLE AS A RESULT OF THE SELECTION, OPERATION, USE OR MISUSE OF THE TOW VEHICLE. \*Length is defined as the distance from the centerline of hitch pin/coupler to rear bumper of trailer. 03/13

# Standards & Options

Springdale  
Fifth Wheels  
Summerland

## CONSTRUCTION

|  |   |   |   |
|--|---|---|---|
| 2 - 30# LP Bottles w/auto change over (with cover TT)    | ● | ● |   |
| Manual Stabilizer Jacks (4)*                             | ● |   | ● |
| Stabilizer Jacks (2)*                                    |   | ● |   |
| Electric Front Landing Gear                              |   | ● |   |
| Fiberglass Exterior*                                     |   | ● |   |
| Spread Axle (models w/Slides)                            | ● | ● | ● |
| E-Z Open Entry Step                                      | ● | ● | ● |
| Radial Tires   | ● | ● | ● |
| 13.5K Ducted A/C (all Springdale most Summerland models) | ● | ● | ● |
| Tub Surround   | ● | ● |   |
| 2x3 Floor Construction 12" OC with 5/8ths Decking        | ● | ● | ● |
| 16" on Center Side Walls                                 | ● | ● | ● |
| 16" on Center Raised Roof Truss System                   | ● | ● | ● |
| R-7 Insulation-Floor, Roof, Walls                        | ● | ● | ● |
| Fully Enclosed Underbelly                                | ● | ● |   |
| Powder Coated I-Beam Frame                               | ● | ● | ● |
| Diamond Plate*   | ● |   |   |
| Tinted Safety Glass                                      | ● | ● | ● |

## ENTERTAINMENT

|                          |   |   |   |
|--------------------------|---|---|---|
| 2 Exterior Speakers*     | ● | ● | ● |
| 4 Interior Speakers*     | ● | ● |   |
| 2 Interior Speakers      |   |   | ● |
| AM/FM/CD/DVD MP3 Player* | ● | ● |   |
| AM/FM/CD Player          |   |   | ● |
| Cable and Satellite Prep | ● | ● | ● |
| 26" LCD HD TV*           | ● | ● |   |

## KITCHEN

|   |   |   |   |
|---|---|---|---|
| Wallpaper Border                        | ● | ● | ● |
| High Impact Acrylic Sink                | ● | ● | ● |
| Steel Ball Bearing Drawer Guides        | ● | ● | ● |
| Residential Lighting in Slide           | ● | ● |   |
| Spice Rack below sink                   | ● | ● | ● |
| 22" Oven with 3 Burner Cooktop          | ● | ● |   |
| 18" Oven with 3 Burner Cooktop          |   |   | ● |
| 6 cu. ft. 110V/LP Refrigerator          | ● | ● | ● |
| Residential Microwave                   | ● | ● | ● |
| Do More Dinette Table                   | ● | ● |   |
| Plantation Blinds in Galley Area        | ● | ● |   |
| Vented Range Hood w/Light               | ● | ● | ● |
| Sink Cover*                             | ● | ● |   |
| Stove Cover*                            | ● | ● |   |
| Outside Shower*                         | ● | ● |   |
| Fabric Pleated Night Shades through out | ● | ● |   |

*Adventure Begins Here.*

Springdale  
Fifth Wheels  
Summerland

## BED BATH & MORE

|  |   |   |   |
|--|---|---|---|
| Night Stand w/Drawer in Bedroom                          | ● | ● |   |
| Night Stand  |   |   | ● |
| Skylight Over Tub/Shower                                 | ● | ● |   |
| Forced Air DSI Furnace w/Thermostat (ducted most models) | ● | ● | ● |
| 6 Gal. Gas/Electric DSI Water Heater                     | ● | ● |   |
| 55 amp Converter   | ● | ● | ● |
| Water Heater Bypass                                      | ● | ● | ● |
| Manual Patio Awning                                      |   |   | ● |
| Jack Knife Sofa Bed                                      |   |   | ● |
| Porcelain Foot Flush Toilet                              | ● | ● | ● |

## SUMMERLAND

|                              |  |  |   |
|------------------------------|--|--|---|
| Summer Package*              |  |  | ● |
| Tub Surround                 |  |  | ● |
| 6 Gal. Gas DSI Water Heater  |  |  | ● |
| 2-30# LP Gas Bottles w/Cover |  |  | ● |
| Outside Shower               |  |  | ● |

## SPRINGDALE

|                                   |   |   |  |
|-----------------------------------|---|---|--|
| Advantage Package                 | ● |   |  |
| Electric Awning                   | ● | ● |  |
| Vaulted Ceiling                   | ● |   |  |
| Power Tongue Jack                 | ● |   |  |
| Sofa with Air Mattress Hide-A-Bed | ● | ● |  |
| Aluminum Rims                     | ● | ● |  |
| XL Entry Assist Handle            | ● |   |  |

## SAFETY

|                              |   |   |   |
|------------------------------|---|---|---|
| Fire Extinguisher            | ● | ● | ● |
| Smoke Detector               | ● | ● | ● |
| LP Detector                  | ● | ● | ● |
| CO Detector                  | ● | ● | ● |
| Safety Chains                | ● | ● | ● |
| Emergency Brake-a-way switch | ● | ● | ● |

\*Standard Build or Forced option

● Package

## Springdale Popular Options

15K BTU A/C  
Spare Tire

Connect with Keystone RV Company



**Springdale**

keystonerv.com/springdale

**Summerland**

keystonerv.com/summerland

Your Local Dealer is:



**Keystone RV Company**



Go RVing.