

SABRE



Travel Trailers

SABRE
BY PALOMINO



Travel Trailers

SUPERIOR CONSTRUCTION • SUPREME LUXURY



SABRE



Travel Trailers

SABRE
BY PALOMINO



Travel Trailers

SUPERIOR CONSTRUCTION • SUPREME LUXURY



SABRE TRAVEL TRAILERS

Sabre Travel Trailers are an affordable choice with top quality amenities and welded aluminum super-structure construction for years of carefree travel.



316 RLSS This spacious kitchen's standard features include a Magic Chef microwave oven and an eight cu. ft. refrigerator. Shown here with the optional Luxury Edition package which includes LG Solid Surface countertops, an American Stonecast sink that can withstand up to 450 degrees of heat, and a goose neck pull-out sprayer.

316 RLSS

This bedroom features a 60" x 80" queen bed, a large wardrobe slide, nightstands, and abundant storage throughout. Shown in Chestnut décor.



316 RLSS This well-lit bathroom has a hardwood vanity with large sink, a skylight and a neo-angle shower with a handy towel bar on the door.

316 RLSS

The living area with hardwood slide fascia is shown with these options: a free-standing dinette, an air mattress Hide-a-Bed, and La-Z-Boy recliners. Shown in Chestnut décor.



SABRE TRAVEL TRAILERS

Sabre Travel Trailers are an affordable choice with top quality amenities and welded aluminum super-structure construction for years of carefree travel.



316 RLSS This spacious kitchen's standard features include a Magic Chef microwave oven and an eight cu. ft. refrigerator. Shown here with the optional Luxury Edition package which includes LG Solid Surface countertops, an American Stonecast sink that can withstand up to 450 degrees of heat, and a goose neck pull-out sprayer.

316 RLSS

This bedroom features a 60" x 80" queen bed, a large wardrobe slide, nightstands, and abundant storage throughout. Shown in Chestnut décor.



316 RLSS This well-lit bathroom has a hardwood vanity with large sink, a skylight and a neo-angle shower with a handy towel bar on the door.

316 RLSS

The living area with hardwood slide fascia is shown with these options: a free-standing dinette, an air mattress Hide-a-Bed, and La-Z-Boy recliners. Shown in Chestnut décor.









293 RBSS This generously sized bathroom with a hardwood vanity and a large tub, can be accessed from inside or outside the coach.

293 RBSS is perfect for families. Its standard equipment includes: a large U-shaped dinette, hardwood slide fascia, a large kitchen sink with a high arc faucet. Shown in Cocoa décor with an optional air mattress Hide-a-Bed.



COCOA



CHESTNUT

293 RBSS This bedroom features a 60" x 80" queen bed, nightstands and abundant storage throughout. Shown in Cocoa décor.





293 RBSS This generously sized bathroom with a hardwood vanity and a large tub, can be accessed from inside or outside the coach.

293 RBSS is perfect for families. Its standard equipment includes: a large U-shaped dinette, hardwood slide fascia, a large kitchen sink with a high arc faucet. Shown in Cocoa décor with an optional air mattress Hide-a-Bed.



COCOA



CHESTNUT

293 RBSS This bedroom features a 60" x 80" queen bed, nightstands and abundant storage throughout. Shown in Cocoa décor.



SUPERIOR SABRE FEATURES



Optional free standing dinette with leaf extension and flip-up storage



Full extension drawers with built-in organizer dividers



32" HD LCD TV, CD/DVD/AM/FM player with 5.1 Dolby surround sound, and optional electric fireplace. (Luxury Package)



Toilet with foot pedal and "power flush" jets



Cell phone charging/organizer station



Optional 12" Fantastic® fan



30 Amp detachable cord



Hybrid mitered doors have the strength and integrity of a mortise and tenon door with the beauty of a mitered door



Eight cubic foot Dometic® refrigerator



Steel belted radial tires shown with optional aluminum wheels



Slam-latch luggage doors



PlatTForm™ slide-out floors are moisture resistant



LP quick disconnect



Optional flip-down bike/utility rack



Optional aerodynamic front fiberglass cap and LP bottle cover with LED marker lights

SUPERIOR SABRE FEATURES



Optional free standing dinette with leaf extension and flip-up storage



Full extension drawers with built-in organizer dividers



32" HD LCD TV, CD/DVD/AM/FM player with 5.1 Dolby surround sound, and optional electric fireplace. (Luxury Package)



Toilet with foot pedal and "power flush" jets



Cell phone charging/organizer station



Optional 12" Fantastic® fan



30 Amp detachable cord



Hybrid mitered doors have the strength and integrity of a mortise and tenon door with the beauty of a mitered door



Eight cubic foot Dometic® refrigerator



Steel belted radial tires shown with optional aluminum wheels



Slam-latch luggage doors



PlatTTform™ slide-out floors are moisture resistant



LP quick disconnect



Optional flip-down bike/utility rack



Optional aerodynamic front fiberglass cap and LP bottle cover with LED marker lights

SABRE TRAVEL TRAILERS



260 RLSS



262 RKSS



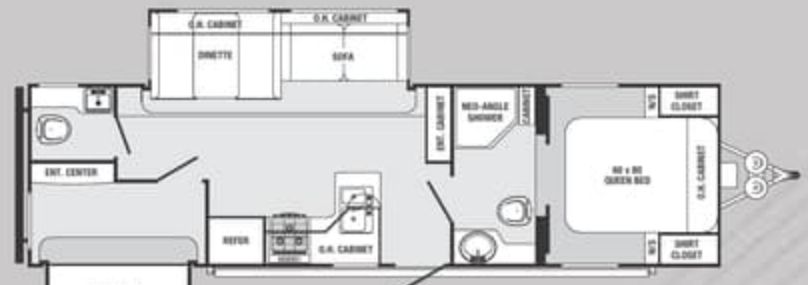
265 RBSK



275 RLDS



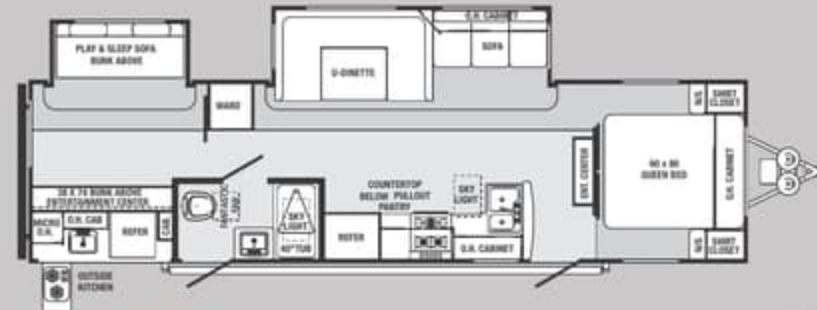
293 RBSS



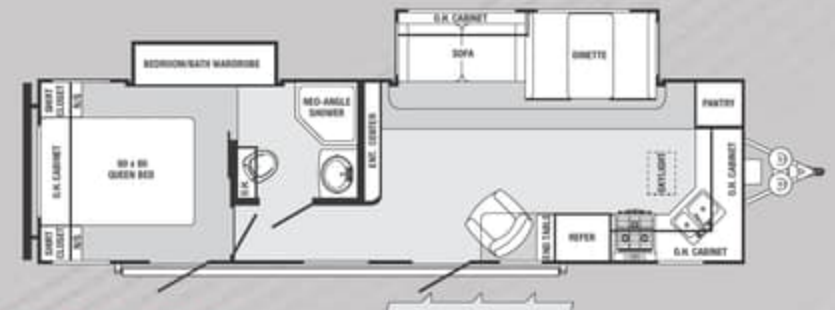
301 BHDS



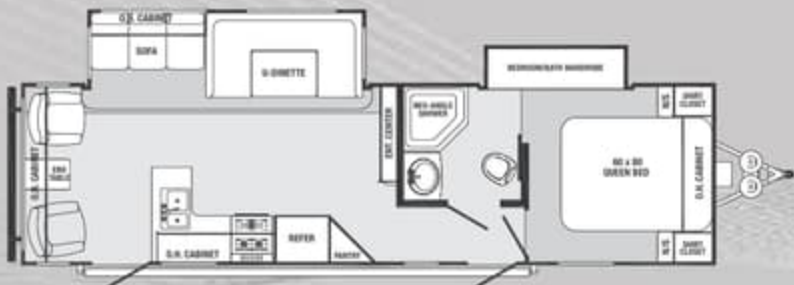
311 TBOK



312 BHOK



315 FKDS



316 RLSS

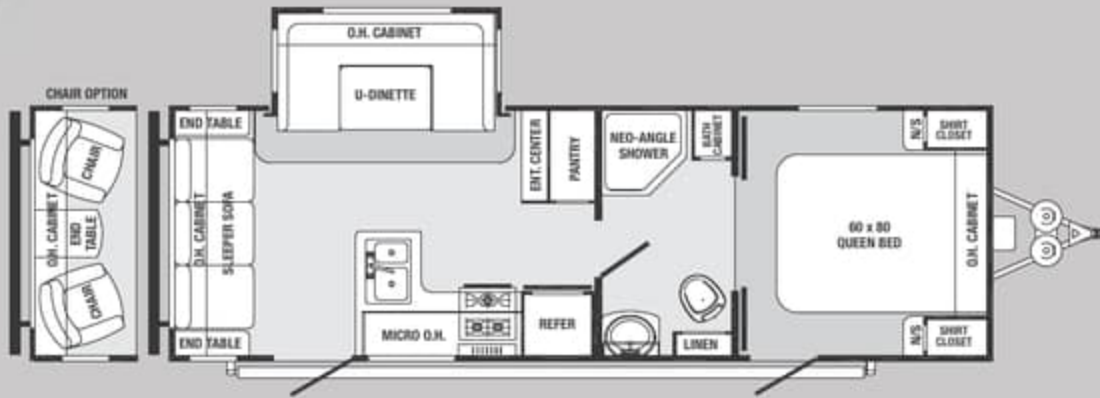


320 RETS

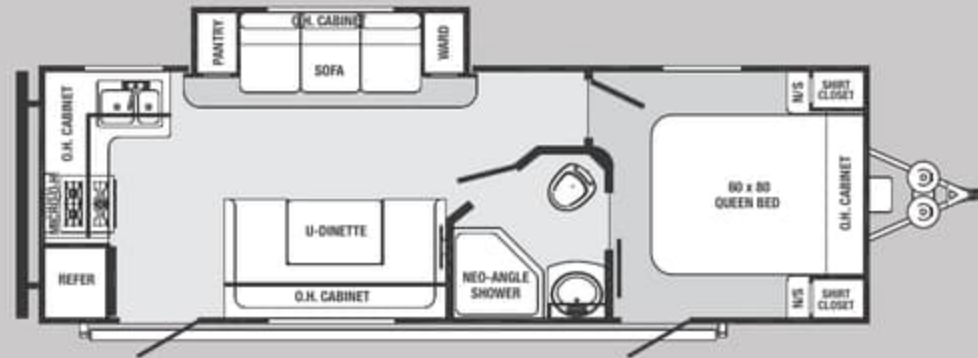


330 QBTS

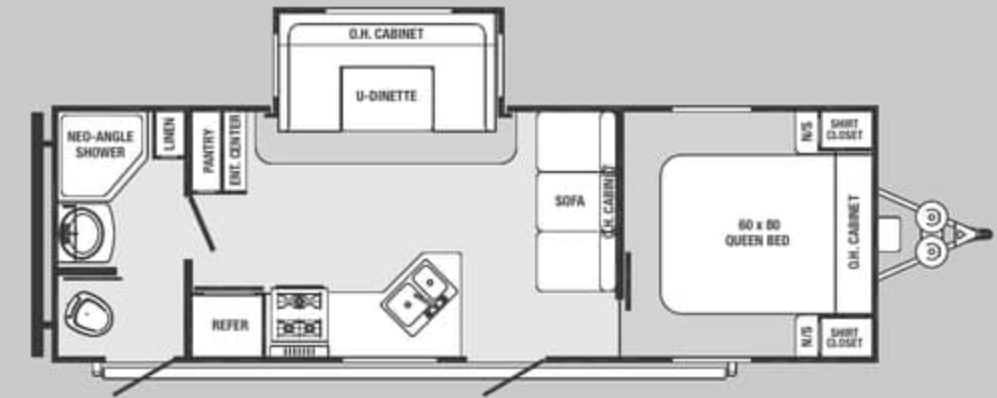
SABRE TRAVEL TRAILERS



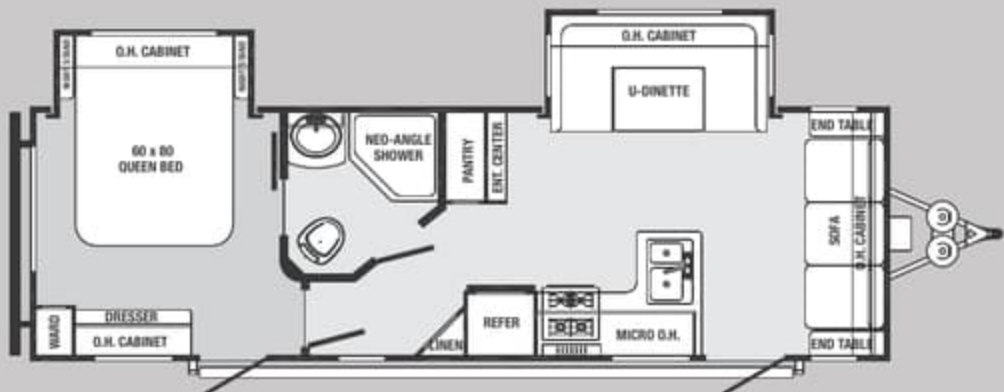
260 RLSS



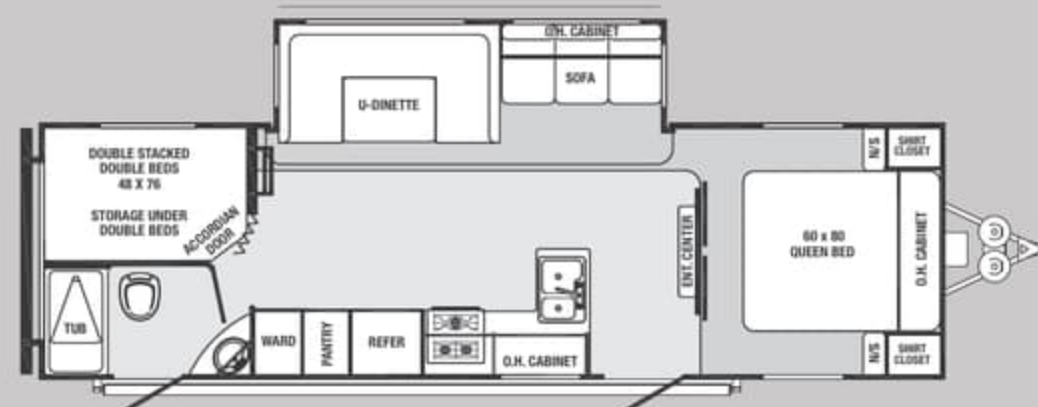
262 RKSS



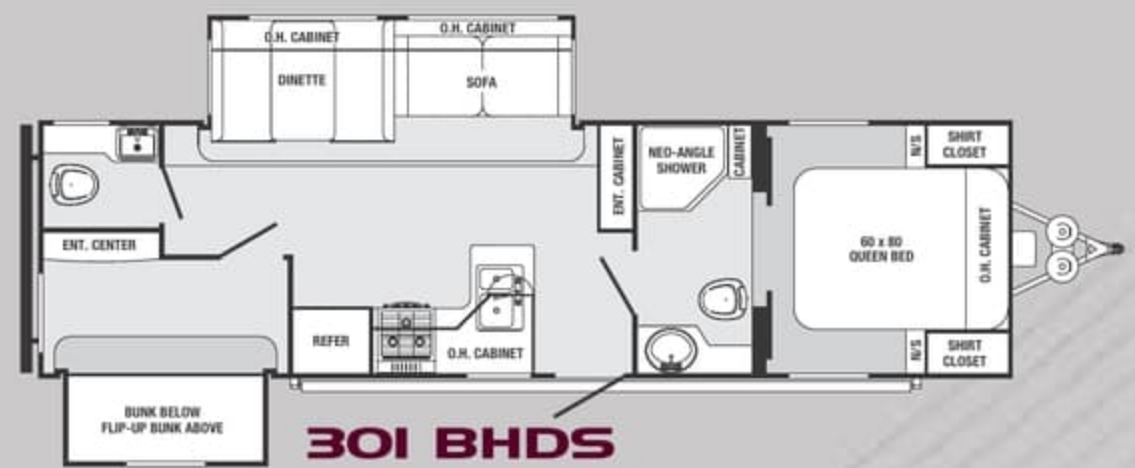
265 RBSK



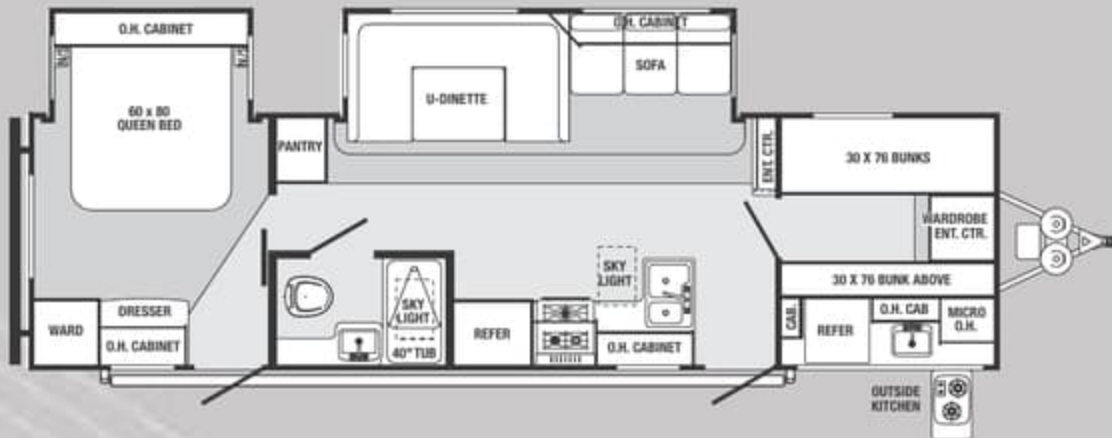
275 RLDS



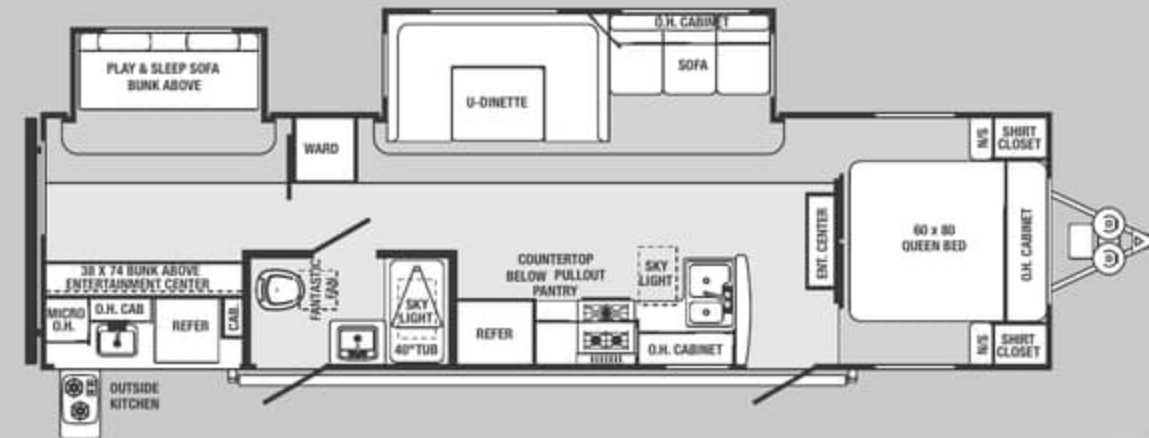
293 RBSS



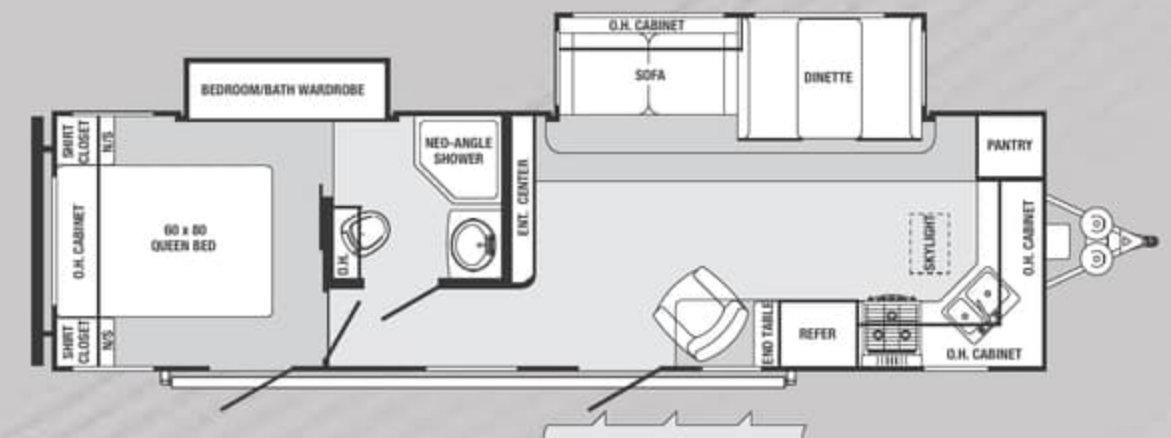
301 BHDS



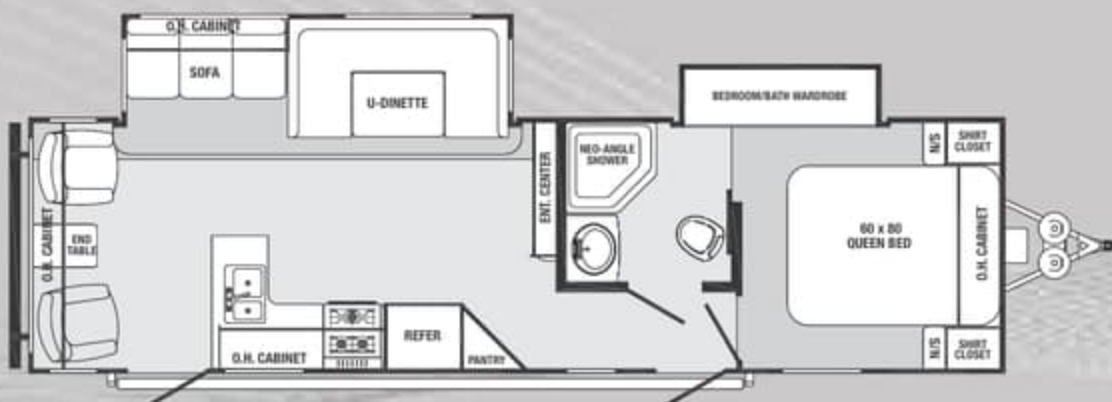
311 TBOK



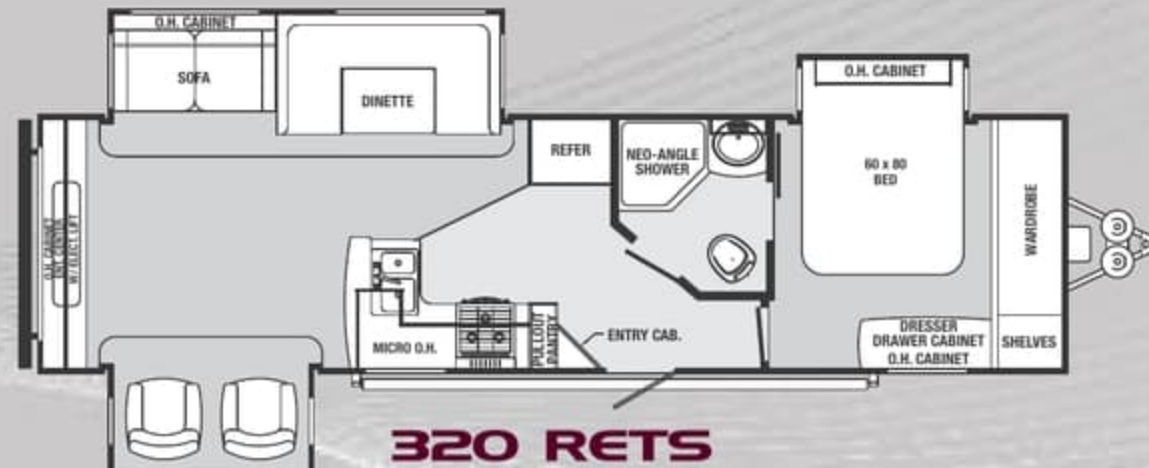
312 BHOK



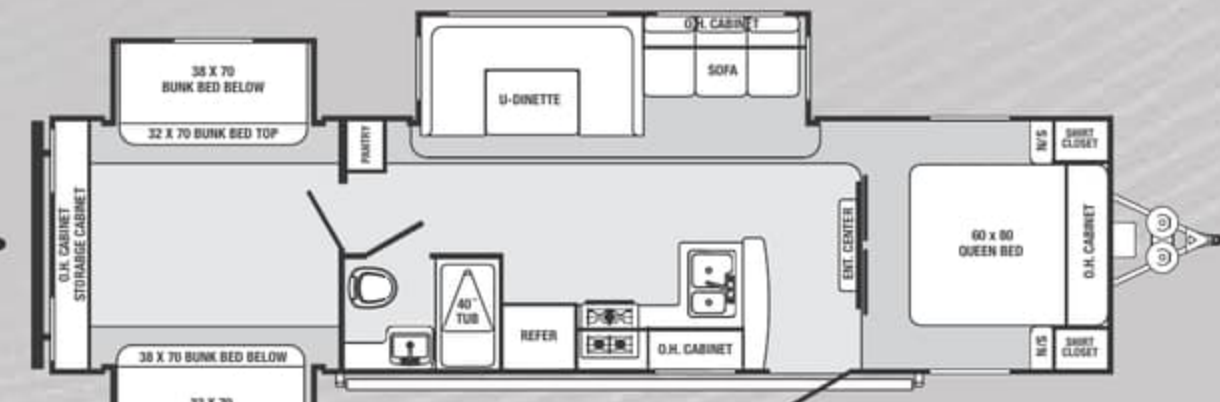
315 FKDS



316 RLSS



320 RETS



330 QBTS

MODEL	260 RLSS	262 RKSS	265 RBSK	275 RLDS	293 RBSS	301 BHDS	311 TBOK	312 BHOK	315 FKDS	316 RLSS	320 RETS	330 QBTS
Hitch Weight	778	648	604	996	922	920	1063	793	1164	895	989	870
Axle Weight	5,563	5,854	5,388	6,340	6,566	6,798	6,993	7,522	6,442	6,962	7,484	7,428
Dry Ship Weight	6,341	6,493	5,992	7,336	7,488	7,718	8,056	8,315	7,606	7,857	8,473	8,298
GVWR	10,938	10,808	10,764	11,156	11,082	11,080	11,223	10,953	11,324	11,055	11,149	11,030
CCC (Cargo Cap.)	4,547	4,231	4,722	3,770	3,544	3,312	3,117	2,588	3,668	3,148	2,626	2,682
Exterior Length	30' 10"	30' 9"	30' 9"	32' 1"	33' 5"	34' 6"	34' 3"	35' 4"	34' 9"	35' 8"	35' 2"	35' 4"
Fresh Water Cap. (gal)	42	42	42	42	42	42	42	42	42	42	42	42
Black Water Cap. (gal)	42	42	42	42	42	42	42	42	42	42	42	42
Grey Water Cap. (gal)	84	84	84	84	84	84	84	84	84	84	84	84
Tire Size (in)	15"	15"	15"	15"	15"	15"	15"	15"	15"	15"	15"	15"
Awning Size (ft)	20'	TBD	15'	20'	20'	16'	19'	21'	21'	20'	19'	16'

TRAVEL TRAILER STANDARD FEATURES AND OPTIONS

KITCHEN

- 8 Cu. Ft. Dometic Refrigerator
- Top Cabinet Doors: Solid Hardwood, w/Arched Raised Panels
- Raised Galley Faucet
- Food Grade Sink Cover & Cutting Board
- Full Extension Drawers
- Ball Bearing Roller Guides
- Magic Chef® Microwave
- 17" Oven
- Residential Size Pantry (Most floorplans)
- 110V Outlets (Dinette & sofa area)

BATHROOM

- 12V Ceiling Vent & Fan
- Sky Dome Over Shower
- Waterproof Shower Light
- Residential-style Wood Medicine Cabinet
- Foot Flush Toilet
- Air Conditioning Vent (All bathrooms)

BEDROOM

- Quilted Bedspread w/(2) Pillow Shams
- Prewired for Bedroom TV
- Dual Reading Lights over Bed
- Large Opposing Windows for Cross Ventilation
- Storage Under All Beds
- Shirt Wardrobe w/Mirror & 2 Nightstands

AUDIO/VIDEO

- 32" HD LCD TV (Living room)
- CD/DVD/AM/FM Stereo System
- (2) Marine Grade Exterior Patio Speakers
- Digital TV Antenna w/Amplifier Booster
- RG-6 Satellite Prep
- Indoor/Outdoor TV Bracket
- Exterior TV Hook-up
- Satellite & Cable Hook-up
- Exterior Mounted Radio Antenna for Improved Reception

UTILITY

- "Within Reach" Water Heater Bypass Valve
- Independent Electric Slide-Outs
- Dual 30 Lb. LP Bottles
- High Capacity In-floor Heat Ducting
- Digital Thermostat
- 35,000 BTU Furnace w/Automatic Ignition
- 6 Gal. DSI Gas/Electric Water Heater
- 13,500 BTU Air Conditioner w/Quick Cool Dump
- 55 Amp Power Converter w/Smart Fan Cooling & LED "Bad Fuse" Indicator
- 30 Amp Service
- Central Command Center w/Tank Monitor Enclosed in Cabinet (Most floorplans)
- Black Tank Flush

EXTERIOR

- Heated & Enclosed Underbelly
 - Aerodynamic Fiberglass Front
 - Front Diamond Plate
 - Attic Vents for Roof Ventilation
 - A&E Awning w/Adjustable Arms
 - Safety Step Light at Main Entrance
 - Nitrous Filled Steel Belted Radial Tires w/Roadside Assistance
 - Axles w/Super Lube® Bearing System
 - 30" Entry Door (Most floorplans)
 - Fold Away Entry Door Handle
 - Switchable Interior Light at Each Luggage Door
 - Outside LP Gas Hook Up w/Quick Connect
 - Hot & Cold Water Exterior Shower
 - Crank Down Stabilizer Jacks
 - Flexible 4" Rain Spouts
- ### INTERIOR
- Teflon Spacers on Cabinet Doors (Prevent warping, bending & cracking)
 - Cabinet Face Frames are screwed (Not stapled together)
 - Residential Beauflor® Linoleum w/7-Year Cold Crack Warranty
 - Residential Shaw® Nylon Carpet w/R2x™
 - Carpet Pad
 - Residential Ball Bearing Drawer Guides
 - Flush Floor Slide Rooms (Living area)

- Pleated Night Shades Throughout
- Large U-Dinette (Most floorplans)
- Swivel Rocker Chair(s) (Per floorplan)
- Cell Phone Charging Station

CONSTRUCTION

- Welded Aluminum Structure
 - Radius Roof Rafters
 - High Gloss Fiberglass Exterior
 - 3/8" Thick Walk-on Roof Decking
 - Slam Latch Luggage Doors
 - Deep Tint Safety Glass Windows
- ### INTERIOR OPTIONS
- Air Bed Sleeper Sofa
 - Eat & Play Sofa w/Flip-up Bunk IPO Lower Bunk (Rear bunk models)
 - Air Bed w/Flip-up Bunk IPO Lower Bunk (Rear bunk models)
 - Super Lounge w/Air Bed
 - Free Standing Dinette
 - Euro Recliner IPO Sw. Rocker
 - Lazy Boy Cloth Recliners IPO Cloth Swivel Rockers
 - Serta Mattress Upgrade 60" X 80" (Select models)
 - Beauflor® Plankwood Pattern
 - Fantastic Power Vent Fan (Bathroom)
 - Fantastic Power Vent Fan (Bedroom)
 - Kitchen Countertop Extension
 - 15.0 BTU AC IPO 13.5 BTU
 - Range Cover

EXTERIOR OPTIONS

- Front Fiberglass Cap & Cover
- Rear Ladder
- Power Awning
- Outside Grill
- Bike Rack/Cargo Tray
- Front Power Tongue Jack
- Power Front/Rear Stab Jacks
- Spare Tire, Carrier & Cover
- Equa Flex Suspension
- 15" Aluminum Rims
- Radiant Technology Insulation (R-14)
- Sliding Patio Door (Only 315 FKDS)

LUXURY EDITION PACKAGE

- Fiberglass Front Cap
- Solid Surface Galley Countertop w/Stonecast Sink
- Solid Surface Galley Extension
- Raised Wood Panel Refrigerator Insert
- Power Awning
- Serta Mattress
- 15" Aluminum Rims
- Upgraded Stereo 5.1 Surround Sound System w/Bluetooth

MODEL	260 RLSS	262 RKSS	265 RBSK	275 RLDS	293 RBSS	301 BHDS	311 TBOK	312 BHOK	315 FKDS	316 RLSS	320 RETS	330 QBTS
Hitch Weight	778	648	604	996	922	920	1063	793	1164	895	989	870
Axle Weight	5,563	5,854	5,388	6,340	6566	6798	6993	7522	6442	6962	7484	7428
Dry Ship Weight	6,341	6,493	5,992	7,336	7488	7718	8056	8315	7606	7857	8473	8298
GVWR	10,938	10,808	10,764	11,156	11082	11080	11223	10953	11324	11055	11149	11030
CCC (Cargo Cap.)	4,547	4,231	4,722	3,770	3544	3312	3117	2588	3668	3148	2626	2682
Exterior Length	30' 10"	30' 9"	30' 9"	32' 1"	33' 5"	34' 6"	34' 3"	35' 4"	34' 9"	35' 8"	35' 2"	35' 4"
Fresh Water Cap. (gal)	42	42	42	42	42	42	42	42	42	42	42	42
Black Water Cap. (gal)	42	42	42	42	42	42	42	42	42	42	42	42
Grey Water Cap. (gal)	84	84	84	84	84	84	84	84	84	84	84	84
Tire Size (in)	15"	15"	15"	15"	15"	15"	15"	15"	15"	15"	15"	15"
Awning Size (ft)	20'	TBD	15'	20'	20'	16'	19'	21'	21'	20'	19'	16'

TRAVEL TRAILER STANDARD FEATURES AND OPTIONS

KITCHEN

- 8 Cu. Ft. Dometic Refrigerator
- Top Cabinet Doors: Solid Hardwood, w/Arched Raised Panels
- Raised Galley Faucet
- Food Grade Sink Cover & Cutting Board
- Full Extension Drawers
- Ball Bearing Roller Guides
- Magic Chef® Microwave
- 17" Oven
- Residential Size Pantry (Most floorplans)
- 110V Outlets (Dinette & sofa area)

BATHROOM

- 12V Ceiling Vent & Fan
- Sky Dome Over Shower
- Waterproof Shower Light
- Residential-style Wood Medicine Cabinet
- Foot Flush Toilet
- Air Conditioning Vent (All bathrooms)

BEDROOM

- Quilted Bedspread w/(2) Pillow Shams
- Prewired for Bedroom TV
- Dual Reading Lights over Bed
- Large Opposing Windows for Cross Ventilation
- Storage Under All Beds
- Shirt Wardrobe w/Mirror & 2 Nightstands

AUDIO/VIDEO

- 32" HD LCD TV (Living room)
- CD/DVD/AM/FM Stereo System
- (2) Marine Grade Exterior Patio Speakers
- Digital TV Antenna w/Amplifier Booster
- RG-6 Satellite Prep
- Indoor/Outdoor TV Bracket
- Exterior TV Hook-up
- Satellite & Cable Hook-up
- Exterior Mounted Radio Antenna for Improved Reception

UTILITY

- "Within Reach" Water Heater Bypass Valve
- Independent Electric Slide-Outs
- Dual 30 Lb. LP Bottles
- High Capacity In-floor Heat Ducting
- Digital Thermostat
- 35,000 BTU Furnace w/Automatic Ignition
- 6 Gal. DSI Gas/Electric Water Heater
- 13,500 BTU Air Conditioner w/Quick Cool Dump
- 55 Amp Power Converter w/Smart Fan Cooling & LED "Bad Fuse" Indicator
- 30 Amp Service
- Central Command Center w/Tank Monitor Enclosed in Cabinet (Most floorplans)
- Black Tank Flush

EXTERIOR

- Heated & Enclosed Underbelly
- Aerodynamic Fiberglass Front
- Front Diamond Plate
- Attic Vents for Roof Ventilation
- A&E Awning w/Adjustable Arms
- Safety Step Light at Main Entrance
- Nitrous Filled Steel Belted Radial Tires w/Roadside Assistance
- Axles w/Super Lube® Bearing System
- 30" Entry Door (Most floorplans)
- Fold Away Entry Door Handle
- Switchable Interior Light at Each Luggage Door
- Outside LP Gas Hook Up w/Quick Connect
- Hot & Cold Water Exterior Shower
- Crank Down Stabilizer Jacks
- Flexible 4" Rain Spouts
- Teflon Spacers on Cabinet Doors (Prevent warping, bending & cracking)
- Cabinet Face Frames are screwed (Not stapled together)
- Residential Beauflor® Linoleum w/7-Year Cold Crack Warranty
- Residential Shaw® Nylon Carpet w/R2x™
- Carpet Pad
- Residential Ball Bearing Drawer Guides
- Flush Floor Slide Rooms (Living area)

- Pleated Night Shades Throughout
- Large U-Dinette (Most floorplans)
- Swivel Rocker Chair(s) (Per floorplan)
- Cell Phone Charging Station

CONSTRUCTION

- Welded Aluminum Structure
- Radius Roof Rafters
- High Gloss Fiberglass Exterior
- 3/8" Thick Walk-on Roof Decking
- Slam Latch Luggage Doors
- Deep Tint Safety Glass Windows

INTERIOR OPTIONS

- Air Bed Sleeper Sofa
- Eat & Play Sofa w/Flip-up Bunk IPO Lower Bunk (Rear bunk models)
- Air Bed w/Flip-up Bunk IPO Lower Bunk (Rear bunk models)
- Super Lounge w/Air Bed
- Free Standing Dinette
- Euro Recliner IPO Sw. Rocker
- Lazy Boy Cloth Recliners IPO Cloth Swivel Rockers
- Serta Mattress Upgrade 60" X 80" (Select models)
- Beauflor® Plankwood Pattern
- Fantastic Power Vent Fan (Bathroom)
- Fantastic Power Vent Fan (Bedroom)
- Kitchen Countertop Extension
- 15.0 BTU AC IPO 13.5 BTU
- Range Cover

EXTERIOR OPTIONS

- Front Fiberglass Cap & Cover
- Rear Ladder
- Power Awning
- Outside Grill
- Bike Rack/Cargo Tray
- Front Power Tongue Jack
- Power Front/Rear Stab Jacks
- Spare Tire, Carrier & Cover
- Equa Flex Suspension
- 15" Aluminum Rims
- Radiant Technology Insulation (R-14)
- Sliding Patio Door (Only 315 FKDS)

LUXURY EDITION PACKAGE

- Fiberglass Front Cap
- Solid Surface Galley Countertop w/Stonecast Sink
- Solid Surface Galley Extension
- Raised Wood Panel Refrigerator Insert
- Power Awning
- Serta Mattress
- 15" Aluminum Rims
- Upgraded Stereo 5.1 Surround Sound System w/Bluetooth

TRUE FIVE-SIDED ALUMINUM CONSTRUCTION



PRE-DELIVERY INSPECTION FACILITY

20,000 square feet of quality assurance. The bare essentials for a premium product. This state-of-the-art facility gives immediate daily feedback to production for quality assurance in every unit built.

24/7 EMERGENCY ROADSIDE ASSISTANCE

For a worry-free ownership experience Forest River includes one year of Coach-Net RV Technical & Roadside Assistance with each RV purchase. Whether new to the RV lifestyle or an experienced RV enthusiast, Forest River owners have 24/7 access to technical, operational and emergency road service coverage throughout the US & Canada. Coach-Net's fast, dependable service is just a phone call away.

Coach-Net[®]
RV Technical & Roadside Assistance



Forest River, Inc. encourages our customers to purchase their Forest River products from a local dealership whenever possible for the following reasons:

- 1) Forest River, Inc. dealers are independently owned and operated businesses so priority service and scheduling is at their discretion and is often provided to customers that purchased their unit at that dealership.
- 2) Purchasing locally allows customers to establish meaningful relationships with a dealer, enhancing the RV experience through assistance with product questions, user tips or RV regulations for your state or country, and much more!
- 3) Canadian customers must meet requirements to bring an RV purchased out of the country to their home. These requirements may involve additional inspections and certifications, taxes and fees. Your local Canadian Dealer is a professional at meeting these requirements.
- 4) Scheduling timely warranty repairs and adjustments through a local dealership provides far greater flexibility and convenience to you, the customer!

It is the goal of Forest River, Inc. that all of our RV owners fully enjoy the RV experience and that customer satisfaction meets or exceeds their expectations!

SIDEWALL CONSTRUCTION (R-9)

- Hi-Gloss Gel-Coated Fiberglass including Compartment Doors
- 1/8" Luan Backer
- Welded Aluminum Wall Studs
- High Density Solid Block Foam Insulation
- 1/8" Interior Decorative Board

ROOF CONSTRUCTION (R-14)

- Vented Attic
- One-Piece EPDM Rubber Roof with 12 Year Warranty
- 3/8" Roof Decking
- EcoBatt Glasswool Insulation
- Aluminum Wrapped AC Duct
- 1/8" Decorative Ceiling Board

FLOOR CONSTRUCTION (R-14)

- 5/8" Seamless Floor Decking with 25 Year Warranty
- Welded Aluminum Floor
- Large-Capacity Heat Duct Plenum
- EcoBatt Glasswool Insulation
- DARCO Wrapped Main Floor Moisture Barrier
- Tanks Wrapped in Heat Reflective Insulation
- Corrugated, Puncture Resistant Underbelly



316 RLSS

Sabre Travel Trailers are built to last with true, five-sided aluminum construction



Sabre by Palomino Forest River, Inc.
2412 Century Drive ■ Goshen, IN 46528
(269) 432-3271 ■ www.palominorv.com



Learn More
Scan this barcode using a QR Reader on your smart phone to learn more about Forest River.



A Berkshire Hathaway company.



TRAVEL TRAILERS
YOUR SABRE DEALER

All illustrations and specifications contained in this literature are based on the latest product information at the time of publication. Forest River, Inc. reserves the right to make changes in prices, colors, materials, equipment and specifications at anytime, without notice, and assumes no responsibility for any error in this literature. All weights shown are approximate. All units are shipped F.O.B. point of manufacture. ©Forest River, Inc. 2012 Sabre 2/13

TRUE FIVE-SIDED ALUMINUM CONSTRUCTION



PRE-DELIVERY INSPECTION FACILITY

20,000 square feet of quality assurance. The bare essentials for a premium product. This state-of-the-art facility gives immediate daily feedback to production for quality assurance in every unit built.

24/7 EMERGENCY ROADSIDE ASSISTANCE

For a worry-free ownership experience Forest River includes one year of Coach-Net RV Technical & Roadside Assistance with each RV purchase. Whether new to the RV lifestyle or an experienced RV enthusiast, Forest River owners have 24/7 access to technical, operational and emergency road service coverage throughout the US & Canada. Coach-Net's fast, dependable service is just a phone call away.

Coach-Net®
RV Technical & Roadside Assistance



Forest River, Inc. encourages our customers to purchase their Forest River products from a local dealership whenever possible for the following reasons:

- 1) Forest River, Inc. dealers are independently owned and operated businesses so priority service and scheduling is at their discretion and is often provided to customers that purchased their unit at that dealership.
- 2) Purchasing locally allows customers to establish meaningful relationships with a dealer, enhancing the RV experience through assistance with product questions, user tips or RV regulations for your state or country, and much more!
- 3) Canadian customers must meet requirements to bring an RV purchased out of the country to their home. These requirements may involve additional inspections and certifications, taxes and fees. Your local Canadian Dealer is a professional at meeting these requirements.
- 4) Scheduling timely warranty repairs and adjustments through a local dealership provides far greater flexibility and convenience to you, the customer!

It is the goal of Forest River, Inc. that all of our RV owners fully enjoy the RV experience and that customer satisfaction meets or exceeds their expectations!

SIDEWALL CONSTRUCTION (R-9)

- Hi-Gloss Gel-Coated Fiberglass including Compartment Doors
- 1/8" Lauan Backer
- Welded Aluminum Wall Studs
- High Density Solid Block Foam Insulation
- 1/8" Interior Decorative Board

ROOF CONSTRUCTION (R-14)

- Vented Attic
- One-Piece EPDM Rubber Roof with 12 Year Warranty
- 3/8" Roof Decking
- EcoBatt Glasswool Insulation
- Aluminum Wrapped AC Duct
- 1/8" Decorative Ceiling Board

FLOOR CONSTRUCTION (R-14)

- 5/8" Seamless Floor Decking with 25 Year Warranty
- Welded Aluminum Floor
- Large-Capacity Heat Duct Plenum
- EcoBatt Glasswool Insulation
- DARCO Wrapped Main Floor Moisture Barrier
- Tanks Wrapped in Heat Reflective Insulation
- Corrugated, Puncture Resistant Underbelly



316 RLSS

Sabre Travel Trailers are built to last with true, five-sided aluminum construction



Sabre by Palomino Forest River, Inc.
2412 Century Drive ■ Goshen, IN 46528
(269) 432-3271 ■ www.palominoRV.com



Learn More
Scan this barcode using a QR Reader on your smart phone to learn more about Forest River.



A Berkshire Hathaway company.



TRAVEL TRAILERS
YOUR SABRE DEALER

All illustrations and specifications contained in this literature are based on the latest product information at the time of publication. Forest River, Inc. reserves the right to make changes in prices, colors, materials, equipment and specifications at anytime, without notice, and assumes no responsibility for any error in this literature. All weights shown are approximate. All units are shipped F.O.B. point of manufacture. ©Forest River, Inc. 2012 Sabre 2/13