



Big Country



Pearl
EDITION



Visit HEARTLAND on:





Big Country

DSI
Annual RVDA DEALER
SATISFACTION INDEX
AWARD WINNER



Pearl
EDITION



Visit HEARTLAND on:



Enjoy every moment.



3950 FB



Optional Theater Seating



HEARTLAND listens to what customers request and we are excited to offer you the newly redesigned Big Country. Choose Big Country for true RESIDENTIAL STYLING and spacious living areas.

Enjoy every moment.



3950 FB



Optional Theater Seating



*HEARTLAND listens to what customers request and we are excited to offer you the newly redesigned Big Country. Choose Big Country for true **RESIDENTIAL STYLING** and spacious living areas.*



Versa Table



3596 RE

3650 RL



Luxurious & Functional.



KING BED






Versa Table



3650 RL



3596 RE



Luxurious & Functional.



KING BED



YOUR LAMINATED WORLD...



Strength, Durability & Comfort BEYOND COMPARE!

The combination of these three systems bring you the Strongest and Lightest construction available while also providing unparalleled noise reduction, thermal insulation and durability. Protecting your investment is important to HEARTLAND. Laminated construction provides that protection in addition to offering peace of mind that you will be spending more time enjoying your family and travels than worrying about repairing your RV.

LAMINATED ROOF SYSTEM

BEST-IN-CLASS

- INSULATION - R VALUE
- NOISE REDUCTION
- DURABILITY
- STRENGTH
- LOOKS



- RUBBER SKIN
- WOOD DECKING
- BLOCK FOAM INSULATION
- ALUMINUM RIBS & PERIMETER
- DECORATIVE, TEXTURED CEILING VINYL



5 INCHES - FIVE LAYERS

Strength, Durability & Comfort BEYOND COMPARE!

SOUND BARRIER



THERMAL EFFICIENT




SUPER STRENGTH



LAMINATED FLOOR

HEARTLAND's laminated floor system is one of the strongest floors in the industry! Featuring sturdy aluminum framing; thick block foam insulation; One-piece seamless decking and a thermo-board luan on the bottom. All laminated together for maximum strength and insulation R value and reducing flex in the floor!



Heartland's laminated floor construction easily supported over 1,800 lbs. of water jugs in one spot - resulting in less flex!!

LAMINATED WALL SYSTEM



2" THICK SIDEWALLS!

Double Welded, Fully Laminated Sidewall Construction

Lightweight ALUMINUM



An 1/8" thin coffee cup can protect your hand from scalding hot coffee - consider the protection Heartland's sidewalls offer featuring 1.5" block foam insulation

YOUR LAMINATED WORLD...



Strength, Durability & Comfort BEYOND COMPARE!

The combination of these three systems bring you the Strongest and Lightest construction available while also providing unparalleled noise reduction, thermal insulation and durability. Protecting your investment is important to HEARTLAND. Laminated construction provides that protection in addition to offering peace of mind that you will be spending more time enjoying your family and travels than worrying about repairing your RV.

LAMINATED ROOF SYSTEM



BEST-IN-CLASS

- INSULATION - R VALUE
- NOISE REDUCTION
- DURABILITY
- STRENGTH
- LOOKS

- RUBBER SKIN
- WOOD DECKING
- BLOCK FOAM INSULATION
- ALUMINUM RIBS & PERIMETER
- DECORATIVE, TEXTURED CEILING VINYL



5 INCHES - FIVE LAYERS

Strength, Durability & Comfort BEYOND COMPARE!

SOUND BARRIER



THERMAL EFFICIENT




SUPER STRENGTH



LAMINATED FLOOR

HEARTLAND's laminated floor system is one of the strongest floors in the industry! Featuring sturdy aluminum framing; thick block foam insulation; One-piece seamless decking and a thermo-board luan on the bottom. All laminated together for maximum strength and insulation R value and reducing flex in the floor!



Heartland's laminated floor construction easily supported over 1,800 lbs. of water jugs in one spot - resulting in less flex!!

LAMINATED WALL SYSTEM



2" THICK SIDEWALLS!

Lightweight ALUMINUM



An 1/8" thin coffee cup can protect your hand from scalding hot coffee - consider the protection Heartland's sidewalls offer featuring 1.5" block foam insulation

Double Welded, Fully Laminated Sidewall Construction



HYDRAULIC LANDING GEAR



FASTER & STRONGER

2½ times **FASTER** than electric gear

EXTEND

Hydraulic w/ load		52 Seconds
Electric w/ load		2.26 Minutes

RETRACT

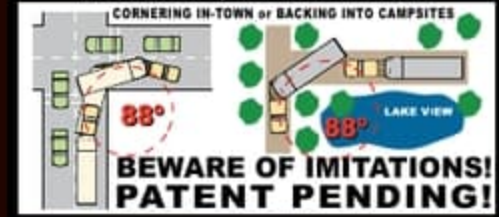
Hydraulic w/ load		38 Seconds
Electric w/ load		1.75 Minutes

Times Based on 12 Inches of travel



NOTHING TURNS LIKE THE ORIGINAL
88°
ACHIEVE 88° TURNING!

IN A SHORT-BED, EXTENDED CAB TRUCK



**BEWARE OF IMITATIONS!
PATENT PENDING!**



*Perfect for Short-Bed,
Extended-Cab Trucks*



Residential style
Furniture from
Brands you Trust



MCD

Roller Shades



LED LIGHTING

Lighting for the
21st Century

*Brighter
Longer Life
Runs Cooler
Conserves Power*



WIRELESS CONVENIENCE



Rear Stabilizer

Landing Gear

Exterior Light

Slide Outs

Awning

Remotely Operate the Front Landing Gear, Rear Stabilizer, Awning, Slide Outs and Exterior Lights with the push of a button



NOW AVAILABLE



LEVEL-UP

ONE TOUCH AUTOMATIC LEVELING

Visit www.heartlandrvs.com

for additional product information, photography and video.

HYDRAULIC LANDING GEAR

FASTER & STRONGER

2 1/2 times **FASTER** than electric gear

EXTEND

Hydraulic w/ load	52 Seconds
Electric w/ load	2.26 Minutes

RETRACT

Hydraulic w/ load	38 Seconds
Electric w/ load	1.75 Minutes

Times Based on 12 inches of travel

NOTHING TURNS LIKE THE ORIGINAL
88°
ACHIEVE 88° TURNING!
IN A SHORT-BED, EXTENDED CAB TRUCK
CORNERING IN-TOWN or BACKING INTO CAMPSITES

88° LAKE VIEW

**BEWARE OF IMITATIONS!
PATENT PENDING!**



LED LIGHTING

Lighting for the 21st Century

Brighter
Longer Life
Runs Cooler
Conserves Power



WIRELESS CONVENIENCE



Slide Outs

Awning

Landing Gear

Rear Stabilizer

Remotely Operate the Front Landing Gear, Rear Stabilizer, Awning, Slide Outs and Exterior Lights with the push of a button



NOW AVAILABLE



LEVEL-UP

ONE TOUCH AUTOMATIC LEVELING

Visit www.heartlandrvs.com

for additional product information, photography and video.

Dry: 11,025
 Hitch: 2,315
 Length: 34'-8"
 Height: 12' -11"



BC 3070RE

Dry: 12,432
 Hitch: 2,160
 Length: 41'-0"
 Height: 12' -11"



BC 3596RE

Dry: 10,975
 Hitch: 2,280
 Length: 35'-7"
 Height: 12' -11"



BC 3150RL

Dry: 12,560
 Hitch: 2,350
 Length: 39'-6"
 Height: 12' -11"



BC 3650RL

Dry: 11,885
 Hitch: 2,460
 Length: 37'-11"
 Height: 12' -11"



BC 3251TS

Dry: 12,470
 Hitch: 2,650
 Length: 40'-10"
 Height: 12' -11"



BC 3700FL

Dry: 11,950
 Hitch: 2,200
 Length: 38' -4"
 Height: 12' -11"



BC 3450TS

Dry: 12,960
 Hitch: 2,825
 Length: 41'-11"
 Height: 12' -11"



BC 3950FB

Big Country
 BY HEARTLAND

Note: Overall Length defined as tow point (Ball coupler for travel trailers / King pin for 5th wheel trailers) to rear bumper. It does not include the rear ladder.



BRONZE



HARMONY



FABULOUS



Carpet & Beauflor® Flooring

Choose from three elegant decors featuring durable fabrics on the furnishings and window coverings.

Dry: 11,025
 Hitch: 2,315
 Length: 34'-8"
 Height: 12' -11"



BC 3070RE

Dry: 12,432
 Hitch: 2,160
 Length: 41'-0"
 Height: 12' -11"



BC 3596RE

Dry: 10,975
 Hitch: 2,280
 Length: 35'-7"
 Height: 12' -11"



BC 3150RL

Dry: 12,560
 Hitch: 2,350
 Length: 39'-6"
 Height: 12' -11"



BC 3650RL

Dry: 11,885
 Hitch: 2,460
 Length: 37'-11"
 Height: 12' -11"



BC 3251TS

Dry: 12,470
 Hitch: 2,650
 Length: 40'-10"
 Height: 12' -11"



BC 3700FL

Dry: 11,950
 Hitch: 2,200
 Length: 38'-4"
 Height: 12' -11"



BC 3450TS

Dry: 12,960
 Hitch: 2,825
 Length: 41'-11"
 Height: 12' -11"



BC 3950FB

Big Country
 BY HEARTLAND

Note: Overall Length defined as tow point (Ball coupler for travel trailers / King pin for 5th wheel trailers) to rear bumper. It does not include the rear ladder.



BRONZE



HARMONY



FABULOUS



Carpet & Beauflor® Flooring

Choose from three elegant decors featuring durable fabrics on the furnishings and window coverings.

WIRELESS REMOTE CONTROL SYSTEM

- Secondary wireless control system on key fob
- Controls slide rooms, electric awning,
- front and rear jacks, and outside lights

HAND CRAFTED CABINETRY

- All Cabinet Frames are Pre-Drilled and screwed together - not stapled
- Euro style spring loaded on each cabinet door Hidden Hinges
- Deluxe Ball-Bearing Drawer Guides

UNIVERSAL DOCKING CENTER

- 12V light
- Tank drain pull controls with enclosed gate valves
- Hot / Cold Exterior shower sprayer
- Black Tank Flush
- Water hook up – city and tank fill *ALL IN ONE*
- RG-6 coaxial cable hook up
- Dual Satellite Hook Up (Roof OR Tri-Pod)
- Winterization valves and water heater bypass

BIGGEST EXTERIOR STORAGE In Class:

- Over 145 Cubic Feet of Storage!
- Large Insulated Slam Style Access Doors on compartments
- Unobstructed Pass-Through Design
- 110V Outlet & Cable TV Plug
- 12V Trunk Lights

BEDROOM

- Large Walk-In Front Wardrobe
- Two Windows in Slide for Better Air Flow
- Over 6'-4" full profile Bedroom Ceiling Height Throughout
- Reading Lights Over Bed
- Speakers in Bedroom

EXTERIOR FEATURES

- Exterior Speakers
- 12V Sound System
- 2 Molded Security Lights
- Light at Entry Step

LAMINATED FLOOR CONSTRUCTION

- Strong Aluminum Framing
- Block Foam Insulation
- 3/8" Seamless Decking (No squeaks)
- Thermo-Board Luan on the Bottom

LAMINATED ROOF CONSTRUCTION

- 5" Laminated - Block Foam with Aluminum framing
- Fully walk able Roof
- One-Piece Seamless roof protection

LAMINATED WALL CONSTRUCTION

- High gloss gelcoated exterior walls
- 2" thick, 6 layered sidewall
- Double-Welded Aircraft Quality Aluminum throughout

FRAME & LANDING GEAR

- Strong 12" I-Beam Frame w/Drop Frame (most models)
- Hydraulic Front Jacks
- Heavy Duty Rear Stabilizer Jacks

TIRE/AXLES/SUSPENSION

- Correct Track alignment
- Heavy-Duty E-Rated 16" Radial Tires
- Dexter EZ Flex Suspension with shocks
- Aluminum rims
- 7,000 lb. Axles
- 2¼" x 12" Nev-R-Adjust Brakes on each hub
- ABS Fender Skirts

UNDERBELLY

- Seamless Corrugated Underbelly Material
- Heated, enclosed, and insulated underbelly, holding tanks and gate valves

PLUMBING

- Color-Coded Plumb-PLEX™ Water Lines
- 75 Gallon Fresh Water system
- 90 Gallon Gray and 45 Gallon black tanks
- (2) 30# LP bottles

POWER

- 80 AMP/12V DC Power Converter with charge wizard
- 50 Amp Detachable Marine Cord
- 110V Exterior Electrical Receptacles

HEATING

- 40,000 BTU Furnace
- Heated Stool Room

COOLING

- 15,000 BTU ducted Air Conditioner
- Air Conditioned Stool Room
- Wired and Prepped for 2nd A/C

INSULATION VALUES

- Walls – R11 Insulation (calculated)
- Roof – R38 Insulation (calculated)
- Floor - R38 Insulation (calculated)
- Slide Rooms Floor - R38 Insulation

MAIN SLIDE ROOMS

- 7'2" Slide Room Ceiling Height
- Cabinets Above Sofa
- Hydraulic Operating System with manual override
- Triple Sealed
- w/One-Piece Weather-proof Floor Pan
- LIVING ROOM
- Decorative Glass Inserts in Overheads
- 110V Ceiling Fan with Light Kit (most models)
- Hard Valances

FOR YOUR PROTECTION & SAFETY

- Smoke Detectors on Ceiling
- Fire Extinguisher by Entry Door
- LP Gas & CO2 Detectors inside Unit
- Exterior Security Flood Lights
- Break Away cable Switch
- Deadbolt Lock on Entrance Door
- 120V GFI Protected Outlets
- Fire Escape Windows
- All Safety Glass Windows
- 12V Hitch Light

KITCHEN

- Stainless steel appliances, sink, and hardware
- Room for Large Trash Can
- Residential Sized Cabinets with euro style hidden hinges
- Residential Size under mounted Stainless Steel Sink
- Deep Residential Size Drawers
- Large, Deep Pantry w/Adjustable Shelves plus pull out pantries
- Standard Fantastic Vent with Wall Mounted Thermostat and Rain Sensor

BATH AREA

- 6'-4" Bath/Bed Ceiling Height Throughout
- Large Medicine Cabinet
- Vanity Light Bar and Wall Mirrors
- Vessel sink with added countertop

SHOWER

- One-Piece Fiberglass Shower
- Mega-Bath (select models) with Glass Shower Surround
- Adjustable Shower Head
- Skylight over Shower

COMMODOE ROOM

- Power Roof Ventilation
- Porcelain Commode w/Foot Flush
- Storage Shelf
- 110V Outlet



BIG COUNTRY PEARL EDITION

Pearl Gloss Sidewalls, Hydraulic Front Jacks, Wireless Remote Control System w/ Key Fob, Upgraded Front and Rear Cap Paint Package, Full Body Graphics, Hardwood Cabinets, Bordeaux Cherry Versa Table Free-Standing Dinette w/ 4 Chairs, Upgraded Window Treatments

BIG COUNTRY PACKAGE

Aluminum Framed Laminated Floor & Roof, Hydraulic Slide System, Beauflor, Universal Docking Center, Patent Pending 88 Degree Turning Radius Front Cap, 16" Aluminum Rims, Molded Rear Fiberglass Cap, ABS Hitch Cover, Oversize LCD HDTV, Extended Gutter Spouts, Roof Ladder, One Piece Fiberglass Shower, Spare Tire and Carrier, ELECTRIC Single Touch Awning with LED Light Strip, 20 Gallon ph Gas/Electric DSI Water Heater, Sofa w/ Bed, Courtesy Light, Ceiling Fan w/Light, Washer/Dryer Prep, Fantastic Fan w/Rain Sensor, Outside Speakers, Fold-Away Entry Handle, Black Tank Flush, Porcelain Toilet, EZ Lube Dexter Axles, Extended Hitch Pin, 22" Oven, EZ Flex Suspension, Shocks, Battery Disconnect, Upgraded Interior Lighting, Insulated Slide Floors, 50 amp, Dual Satellite Prep, TV Antenna w/Booster, 2 Rocker/Recliners (where applicable), Stainless Steel Kitchen Sink and Appliances, Electric Rear Jacks

OPTIONS:

EXTERIOR

- Slide toppers
- Generator preparation
- 5.5KW Onan Generator (prep required)
- 50AMP manual crank power cord reel
- Correct Track alignment (REQ)
- 6 point hydraulic LEVEL UP - Auto Level
- Mor-Ryde hitch
- Framless Bonded Windows (REQ)

INTERIOR

- Booth Dinette IPO Free Standing dinette
- Bedroom TV
- Theatre Seating IPO recliners (N/A 3070RE, 3150RL, 3950FB)
- Queen bed option in place of King bed
- Twin folding chairs matching décor
- Solid Surface countertops (REQ)
- MCD Duo Roller Shades (REQ)
- Broyhill Lifetime Furniture (REQ)
- Dyson Vacuum

APPLIANCES

- Electric fireplace (required on 3070RE, 3700FL)
- Convection microwave
- Splendide stackable washer/dryer
- 4 Door refrigerator
- 22 cubic feet residential refrigerator with Inverter and Batteries

HEATING & COOLING

- Ducted 2nd A/C 13,500 BTU low profile and wall thermostat in bedroom (additional for heat pump)
- Heat pump to main A/C
- Yeti Extreme weather package
- Dual Pane Windows

SPECIAL BUILD OPTIONS

(have your dealer contact Heartland for pricing)

- Regular porcelain sink in place of vessel sink (in bath)
- Hydraulic selector valves with plumbing for slide rooms
- Fantastic Fans in bath / bedroom openings
- Goodyear G-Rated tires
- MAXIMUM Beauflor in place of carpet
- Day/Night shades in place of MCD Shades

WIRELESS REMOTE CONTROL SYSTEM

- Secondary wireless control system on key fob
- Controls slide rooms, electric awning, front and rear jacks, and outside lights

HAND CRAFTED CABINERY

- All Cabinet Frames are Pre-Drilled and screwed together - not stapled
- Euro style spring loaded on each cabinet door Hidden Hinges
- Deluxe Ball-Bearing Drawer Guides

UNIVERSAL DOCKING CENTER

- 12V light
- Tank drain pull controls with enclosed gate valves
- Hot / Cold Exterior shower sprayer
- Black Tank Flush
- Water hook up – city and tank fill *ALL IN ONE*
- RG-6 coaxial cable hook up
- Dual Satellite Hook Up (Roof OR Tri-Pod)
- Winterization valves and water heater bypass

BIGGEST EXTERIOR STORAGE In Class:

- Over 145 Cubic Feet of Storage!
- Large Insulated Slam Style Access Doors on compartments
- Unobstructed Pass-Through Design
- 110V Outlet & Cable TV Plug
- 12V Trunk Lights

BEDROOM

- Large Walk-In Front Wardrobe
- Two Windows in Slide for Better Air Flow
- Over 6'-4" full profile Bedroom Ceiling Height Throughout
- Reading Lights Over Bed
- Speakers in Bedroom

EXTERIOR FEATURES

- Exterior Speakers
- 12V Sound System
- 2 Molded Security Lights
- Light at Entry Step

LAMINATED FLOOR CONSTRUCTION

- Strong Aluminum Framing
- Block Foam Insulation
- 3/8" Seamless Decking (No squeaks)
- Thermo-Board Luan on the Bottom

LAMINATED ROOF CONSTRUCTION

- 5" Laminated - Block Foam with Aluminum framing
- Fully walk able Roof
- One-Piece Seamless roof protection
- LAMINATED WALL CONSTRUCTION
- High gloss gelcoated exterior walls
- 2" thick, 6 layered sidewall
- Double-Welded Aircraft Quality Aluminum throughout

FRAME & LANDING GEAR

- Strong 12" I-Beam Frame w/Drop Frame (most models)
- Hydraulic Front Jacks
- Heavy Duty Rear Stabilizer Jacks

TIRE/AXLES/SUSPENSION

- Correct Track alignment
- Heavy-Duty E-Rated 16" Radial Tires
- Dexter EZ Flex Suspension with shocks
- Aluminum rims
- 7,000 lb. Axles
- 2 1/4" x 12" Nev-R-Adjust Brakes on each hub
- ABS Fender Skirts

UNDERBELLY

- Seamless Corrugated Underbelly Material
- Heated, enclosed, and insulated underbelly, holding tanks and gate valves

PLUMBING

- Color-Coded Plumb-PLEX™ Water Lines
- 75 Gallon Fresh Water system
- 90 Gallon Gray and 45 Gallon black tanks
- (2) 30# LP bottles

POWER

- 80 AMP/12V DC Power Converter with charge wizard
- 50 Amp Detachable Marine Cord
- 110V Exterior Electrical Receptacles

HEATING

- 40,000 BTU Furnace
- Heated Stool Room

COOLING

- 15,000 BTU ducted Air Conditioner
- Air Conditioned Stool Room
- Wired and Prepped for 2nd A/C

INSULATION VALUES

- Walls – R11 Insulation (calculated)
- Roof – R38 Insulation (calculated)
- Floor - R38 Insulation (calculated)
- Slide Rooms Floor - R38 Insulation

MAIN SLIDE ROOMS

- 7'2" Slide Room Ceiling Height
- Cabinets Above Sofa
- Hydraulic Operating System with manual override
- Triple Sealed
- w/One-Piece Weather-proof Floor Pan
- LIVING ROOM
- Decorative Glass Inserts in Overheads
- 110V Ceiling Fan with Light Kit (most models)
- Hard Valances

FOR YOUR PROTECTION & SAFETY

- Smoke Detectors on Ceiling
- Fire Extinguisher by Entry Door
- LP Gas & CO2 Detectors inside Unit
- Exterior Security Flood Lights
- Break Away cable Switch
- Deadbolt Lock on Entrance Door
- 120V GFI Protected Outlets
- Fire Escape Windows
- All Safety Glass Windows
- 12V Hitch Light

KITCHEN

- Stainless steel appliances, sink, and hardware
- Room for Large Trash Can
- Residential Sized Cabinets with euro style hidden hinges
- Residential Size under mounted Stainless Steel Sink
- Deep Residential Size Drawers
- Large, Deep Pantry w/Adjustable Shelves plus pull out pantries
- Standard Fantastic Vent with Wall Mounted Thermostat and Rain Sensor

BATH AREA

- 6'-4" Bath/Bed Ceiling Height Throughout
- Large Medicine Cabinet
- Vanity Light Bar and Wall Mirrors
- Vessel sink with added countertop

SHOWER

- One-Piece Fiberglass Shower
- Mega-Bath (select models) with Glass Shower Surround
- Adjustable Shower Head
- Skylight over Shower

COMMODOE ROOM

- Power Roof Ventilation
- Porcelain Commode w/Foot Flush
- Storage Shelf
- 110V Outlet



BIG COUNTRY PEARL EDITION

Pearl Gloss Sidewalls, Hydraulic Front Jacks, Wireless Remote Control System w/ Key Fob, Upgraded Front and Rear Cap Paint Package, Full Body Graphics, Hardwood Cabinets, Bordeaux Cherry Versa Table Free-Standing Dinette w/ 4 Chairs, Upgraded Window Treatments

BIG COUNTRY PACKAGE

Aluminum Framed Laminated Floor & Roof, Hydraulic Slide System, Beauflor, Universal Docking Center, Patent Pending 88 Degree Turning Radius Front Cap, 16" Aluminum Rims, Molded Rear Fiberglass Cap, ABS Hitch Cover, Oversize LCD HDTV, Extended Gutter Spouts, Roof Ladder, One Piece Fiberglass Shower, Spare Tire and Carrier, ELECTRIC Single Touch Awning with LED Light Strip, 20 Gallon ph Gas/Electric DSI Water Heater, Sofa w/ Bed, Courtesy Light, Ceiling Fan w/Light, Washer/Dryer Prep, Fantastic Fan w/Rain Sensor, Outside Speakers, Fold-Away Entry Handle, Black Tank Flush, Porcelain Toilet, EZ Lube Dexter Axles, Extended Hitch Pin, 22" Oven, EZ Flex Suspension, Shocks, Battery Disconnect, Upgraded Interior Lighting, Insulated Slide Floors, 50 amp, Dual Satellite Prep, TV Antenna w/Booster, 2 Rocker/Recliners (where applicable), Stainless Steel Kitchen Sink and Appliances, Electric Rear Jacks

OPTIONS:

EXTERIOR

- Slide toppers
- Generator preparation
- 5.5KW Onan Generator (prep required)
- 50AMP manual crank power cord reel
- Correct Track alignment (REQ)
- 6 point hydraulic LEVEL UP - Auto Level
- Mor-Ryde hitch
- Framless Bonded Windows (REQ)

INTERIOR

- Booth Dinette IPO Free Standing dinette
- Bedroom TV
- Theatre Seating IPO recliners (N/A 3070RE, 3150RL, 3950FB)
- Queen bed option in place of King bed
- Twin folding chairs matching décor
- Solid Surface countertops (REQ)
- MCD Duo Roller Shades (REQ)
- Broyhill Lifetime Furniture (REQ)
- Dyson Vacuum

APPLIANCES

- Electric fireplace (required on 3070RE, 3700FL)
- Convection microwave
- Splendide stackable washer/dryer
- 4 Door refrigerator
- 22 cubic feet residential refrigerator with Inverter and Batteries

HEATING & COOLING

- Ducted 2nd A/C 13,500 BTU low profile and wall thermostat in bedroom (additional for heat pump)
- Heat pump to main A/C
- Yetti Extreme weather package
- Dual Pane Windows

SPECIAL BUILD OPTIONS

- (have your dealer contact Heartland for pricing)
- Regular porcelain sink in place of vessel sink (in bath)
- Hydraulic selector valves with plumbing for slide rooms
- Fantastic Fans in bath / bedroom openings
- Goodyear G-Rated tires
- MAXIMUM Beauflor in place of carpet
- Day/Night shades in place of MCD Shades



Heartland Recreational Vehicles

1001 All-Pro Drive • Elkhart, IN 46514 • 574-262-5992

Community. Convenience. Close-to-home.

Where you purchase your recreational vehicle is ultimately your decision but Heartland urges you to consider buying at your local dealer. Dealers are part of your community, providing jobs and contributing to your local economy. These dealers are under obligation to provide warranty service for products they sell, but are not legally required to service products purchased from other dealers. At some point, you may need to return to the dealer you buy from - why not stay close to home? After all, home is where your Heartland is!

BENEFITS OF PURCHASING YOUR RV LOCALLY:

- You enjoy valuable relationship building with Dealer Representatives, close to your home, who will explain the features and benefits of the product.
- You receive a full product orientation prior to delivery, which includes hands-on directions for many of the coach's systems and functions. You are also introduced to the Dealership's Service/Parts/Warranty personnel who are at the ready to help you with any issues you may encounter, now and in the future.
- You enjoy customer PRIORITY. Dealerships generally service their purchasing customers first - others may experience long delays and miss opportunities to use their RV. What is it worth for you to have a dealership's full attention and motivation to satisfy you when you need service - in a timely manner?
- Valuable TAX dollars and jobs stay in YOUR community which pays for your roads, schools, police and fire departments.

DON'T UNDERESTIMATE CUSTOMER SERVICE AND PERSONAL CARE!

For Canadian Residents: If you purchase an RV out-of-country, there are additional fees, taxes and inspections that must be met before bringing your product home. Your local Canadian dealers are experts in these provisions.

Visit HEARTLAND on:



Your Authorized Heartland Dealer:

HEARTLAND PROUDLY PARTNERS WITH THE HIGHEST QUALITY VENDORS in manufacturing our recreational vehicles:



Big Country
BY HEARTLAND

Residential Living



HEARTLAND CUSTOMER SERVICE WE'VE GOT YOUR BACK!

Over 40 men and women located in a dedicated facility servicing our customers every day. With a dealer network of over 400 locations across the U.S. and Canada, you're never far from an authorized Heartland dealer.

www.HEARTLANDRVs.com



Experience:

- Product Walk-Through Videos
- Side By Side Comparisons
- Feature Videos • Photo Galleries
- Virtual 360° Tours
- Detailed Floor Plans
- News • Testimonials
- Dealer Locator • Owners Club
- Customer Service • Service Locator
- and More at our Informative Web Site



Product information is as accurate as possible as of the date of publication of this brochure. Due to Heartland's commitment to continuous product improvement - floorplans, materials, components, features, specifications, options, etc. are subject to change without notice or obligation to Heartland Recreational Vehicles.

Product information and specifications apply to coaches beginning with serial number 274482

Tow Vehicle Caution: Owners of Heartland recreational vehicles are solely responsible for the selection and proper use of tow vehicles. All customers should consult with a motor vehicle manufacturer or their dealer concerning the purchase and use of suitable tow vehicles for Heartland products. Heartland disclaims any liability or damages suffered as a result of the selection, operation, use or misuse of a tow vehicle. Heartland's limited warranty does not cover damage to the recreational vehicle or the tow vehicle as a result of the selection of the tow vehicle.

See your nearest Heartland dealer to review a current model.



Heartland Recreational Vehicles

1001 All-Pro Drive • Elkhart, IN 46514 • 574-262-5992

Community. Convenience. Close-to-home.

Where you purchase your recreational vehicle is ultimately your decision but Heartland urges you to consider buying at your local dealer. Dealers are part of your community, providing jobs and contributing to your local economy. These dealers are under obligation to provide warranty service for products they sell, but are not legally required to service products purchased from other dealers. At some point, you may need to return to the dealer you buy from - why not stay close to home? After all, home is where your Heartland is!

BENEFITS OF PURCHASING YOUR RV LOCALLY:

- You enjoy valuable relationship building with Dealer Representatives, close to your home, who will explain the features and benefits of the product.
- You receive a full product orientation prior to delivery, which includes hands-on directions for many of the coach's systems and functions. You are also introduced to the Dealership's Service/Parts/Warranty personnel who are at the ready to help you with any issues you may encounter, now and in the future.
- You enjoy customer PRIORITY. Dealerships generally service their purchasing customers first - others may experience long delays and miss opportunities to use their RV. What is it worth for you to have a dealership's full attention and motivation to satisfy you when you need service - in a timely manner?
- Valuable TAX dollars and jobs stay in YOUR community which pays for your roads, schools, police and fire departments.

DON'T UNDERESTIMATE CUSTOMER SERVICE AND PERSONAL CARE!

For Canadian Residents: If you purchase an RV out-of-country, there are additional fees, taxes and inspections that must be met before bringing your product home. Your local Canadian dealers are experts in these provisions.

Visit HEARTLAND on:



Your Authorized Heartland Dealer:

HEARTLAND PROUDLY PARTNERS WITH THE HIGHEST QUALITY VENDORS in manufacturing our recreational vehicles:



Big Country

BY HEARTLAND

Residential Living



HEARTLAND CUSTOMER SERVICE WE'VE GOT YOUR BACK!

Over 40 men and women located in a dedicated facility servicing our customers every day. With a dealer network of over 400 locations across the U.S. and Canada, you're never far from an authorized Heartland dealer.

www.HEARTLANDRVs.com



Experience:

- Product Walk-Through Videos
- Side By Side Comparisons
- Feature Videos • Photo Galleries
- Virtual 360° Tours
- Detailed Floor Plans
- News • Testimonials
- Dealer Locator • Owners Club
- Customer Service • Service Locator
- and More at our Informative Web Site



Product information is as accurate as possible as of the date of publication of this brochure. Due to Heartlands commitment to continuous product improvement - floorplans, materials, components, features, specifications, options, etc. are subject to change without notice or obligation to Heartland Recreational Vehicles. Product information and specifications apply to coaches beginning with serial number 274482

Tow Vehicle Caution: Owners of Heartland recreational vehicles are solely responsible for the selection and proper use of tow vehicles. All customers should consult with a motor vehicle manufacturer or their dealer concerning the purchase and use of suitable tow vehicles for Heartland products. Heartland disclaims any liability or damages suffered as a result of the selection, operation, use or misuse of a tow vehicle. Heartland's limited warranty does not cover damage to the recreational vehicle or the tow vehicle as a result of the selection of the tow vehicle.

See your nearest Heartland dealer to review a current model.