

RAPTOR



DSI
Annual RVDA DEALER
SATISFACTION INDEX
AWARD WINNER

FIFTH WHEEL TOY HAULERS

 Keystone RV
Company

RAPTOR

FIFTH WHEEL TOY HAULERS

THANK YOU NORTH AMERICA. ONCE AGAIN, YOU HAVE MADE RAPTOR A TOP SELLING TOY HAULER 9 YEARS RUNNING.

Let's reevaluate your ideas of a toy hauler. The new Raptor is not just for those who haul quads, dirt bikes and motorcycles. Smart design and floorplan innovation enable Raptor to excel at delivering multi-zone living, sophistication and your own personal style. Whether you are a growing family, hobbyist, craftsman, outdoor enthusiast, or full timer there is a Raptor floorplan that will enhance your lifestyle.



Raptor Upgraded Graphics Package with Painted Black Cap and High Gloss Sidewalls



Raptor Red Full Paint Option





REVOLUTIONARY ALUMINUM LIGHT WEIGHT STEPS, INCLUDING A STURDY HAND RAIL, CREATES A CONVENIENT ENTRANCE AND EXIT TO AND FROM THE COACH (OPTIONAL ON ALL FLOOR PLANS)



MORE THAN JUST FOR TOYS



UNLOAD THE TOYS AND CONVERT YOUR GARAGE IN TO THE ULTIMATE MAN CAVE

RAPTOR

FIFTH WHEEL TOY HAULERS

RAPTOR'S BATHROOM STORAGE AND FUNCTIONALITY IS UNMATCHED IN THE TOY HAULER SEGMENT



415TS HIS AND HER BATHROOM FEATURES A DOUBLE VANITY AND LARGE SHOWER WHILE BOASTING AMPLE STORAGE SPACE.





PLAY AS HARD AS YOU CAN AND RELAX AS MUCH AS YOU WANT... THE NEW 415TS CAN HANDLE IT ALL. FROM THE MOUNTAINS TO THE RACE TRACK AND EVERYWHERE IN BETWEEN. WHETHER IT BE FAMILY OR FRIENDS, THE 415TS PROVIDES PLENTY OF ROOM FOR EVERYONE.

FIFTH WHEEL INTERIOR



ENJOY THE SPACIOUS DESIGN OF THE 415TS FIFTH WHEEL SHOWN IN MERLOT DECOR

FEATURES A 1/2 BATH AND TWIN LOFT FOR ADDED SPACE AND COMFORT

RAPTOR

FIFTH WHEEL TOY HAULERS

412TS MASTER CHEFS KITCHEN



FEATURES AN ABUNDANT AMOUNT OF STORAGE AND COUNTERTOP SPACE





SAMSUNG 46" TV WITH BLUETOOTH CAPABLE SOUND BAR, BLU-RAY PLAYER AND STAND ALONE 12V SOUND SYSTEM FOR GARAGE AND EXTERIOR USE

FIFTH WHEEL INTERIOR



412TS KING BED SUITE WITH AWESOME CABINETRY, LOTS OF STORAGE AND GREAT WALK-AROUND SPACE

PLENTY OF SEATING IN THE 412TS FIFTH WHEEL SHOWN IN TWILIGHT DECOR

AVAILABLE IN 310, 332, 365, 384 AND 4014



LED LIGHTS GIVE YOU A SOFT GLOW FOR NIGHT TIME NAVIGATION

KING BED SUITE **WITH WARDROBE SLIDE**




AVAILABLE IN 310, 332, 365, 384 AND 4014

WARDROBE SLIDE WITH PLENTY OF STORAGE SPACE AND 32" TV WITH SATELLITE PREP

NOW FEATURED ON ALL FLOORPLANS!

RAPTOR **KING BED SUITES**





AVAILABLE IN 310, 332, 365, 384 AND 4014



AVAILABLE IN 300, 395, 412 AND 415

FEATURES A BUILT-IN ENTERTAINMENT CENTER AND RESIDENTIAL STYLE DRESSER

KING BED SUITE WITH BED SLIDE

AVAILABLE IN 300, 395, 412 AND 415



RAPTOR'S BED SLIDE FEATURES AMPLE WALK-AROUND SPACE

WWW.KEYSTONERV.COM / RAPTOR 9

WIRELESS CAMERA



**WITH BUILT IN
NAVIGATION**

**AVAILABLE OPTION
ON ALL RAPTOR
FIFTH WHEELS*

GARMIN

- WIRELESS REAR BACK UP/SECURITY CAMERA
- LARGE 7" COLOR DISPLAY TOUCH SCREEN
- HANDS-FREE BLUETOOTH® TECHNOLOGY & VOICE-ACTIVATED
- DEDICATED RV NAVIGATION

**CORIAN® RANGE COVER
AND SINK COVER MAXIMISES
COUNTERTOP SPACE**



**RESIDENTIAL FAUCET
WITH PULL-OUT SPRAYER**

RAPTOR



12 CU. FT. REFRIGERATOR




**46" LED HDTV, BLU-RAY PLAYER, SOUND
BAR AND POWERED SUBWOOFER**

INTERIOR FEATURES



TRIPLE RECLINING SOFA



500 LB CAPACITY

FRAME INTEGRATED WORRY-FREE D-RINGS KEEP YOUR TOYS FROM SLIDING AROUND IN THE GARAGE



DOVETAIL STORAGE IN THE GARAGE IS A MUST-HAVE FOR TOOLS AND SAFETY EQUIPMENT

GARAGE FEATURES

**8 FOOT RAMP DOOR
MAKES IT EASY TO LOAD
AND UNLOAD YOUR TOYS**



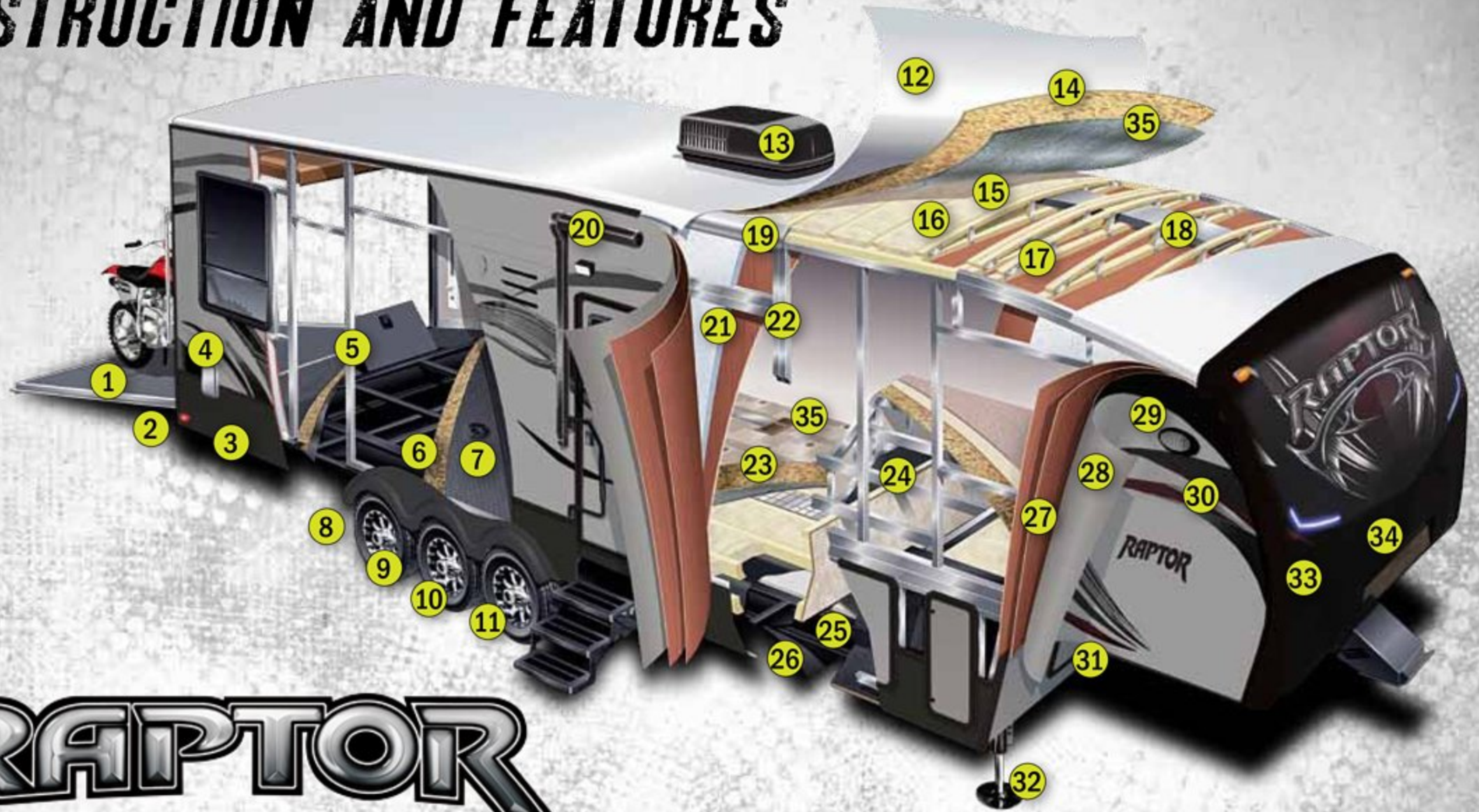
ELECTRIC BUNK BEDS
CREATE THE ULTIMATE BUNK
HOUSE WITH 500 LB.
WEIGHT CAPACITY



TURN YOUR GARAGE INTO AN OUTDOOR
OASIS WITH THE REAR PATIO SYSTEM
FEATURING RAPTOR EXCLUSIVE PATIO
STEPS (OPTIONAL)



CONSTRUCTION AND FEATURES



RAPTOR



43



44



45



46



GARMIN

- 1 8' Light weight, rear gate 3,000 lb. capacity w/ spring assist
- 2 LED brake lights
- 3 Electric rear stabilizer jacks
- 4 Ram air ventilation
- 5 In-floor storage bin
- 6 1" garage floor decking
- 7 Frame Integrated d-rings
- 8 16" E-rated radial tires
- 9 Aluminum wheels
- 10 Electric self adjusting drum brakes (all wheels)
- 11 Dexter 7,000 lb. axles
- 12 One-piece EDPM rubber roof w/ 12 year warranty
- 13 15,000 BTU A/C
- 14 3/8" roof decking
- 15 Wired and braced for a 2nd A/C
- 16 Rolled fiberglass insulation
- 17 5" wood trusses 16" on center
- 18 Aluminum wrapped A/C duct
- 19 Aluminum radius roof transition molding
- 20 Electric patio awning with LED lights
- 21 High density solid block foam insulation
- 22 2" welded aluminum wall studs
- 23 5/8" Dyna Span seamless floor decking
- 24 3" welded aluminum floor
- 25 10" or 12" I-Beam chassis
- 26 Fluted polypropylene enclosed and insulated underbelly
- 27 Double layer luan w/ staggered seams
- 28 Fully laminated sidewalls
- 29 Security LED light
- 30 High-gloss exterior
- 31 On board generator (optional)
- 32 Optional 6-Point Level Up by Lippert
- 33 Painted front cap designed for improved turning radius
- 34 Hitch vision with LED light
- 35 Extreme temperature package with astro-foil. R Values: ceiling = R38, floor = R31, sidewalls = R9.
- 36 Drop frame construction
- 37 Equa-Flex suspension system
- 38 Exterior folding ladder for easy roof access
- 39 Toy Lock system – a fifteen foot braided retractable cable allowing for peace of mind while you're away from your prized possessions
- 40 Oversized convenience Docking Center – hot / cold shower, black tank flush, winterization by-pass, fresh water fill, cable/satellite connections, and battery quick disconnect
- 41 Dual 30 gallon fuel station
- 42 131" sofa with recliners (365LEV only)
- 43 LED lights in front cap and over hitch
- 44 1" thick slam latch baggage doors
- 45 Single piece crossmember
- 46 Garmin wireless camera with built-in navigation, backup/security camera, 7" touch screen display, bluetooth and more. (optional)

39



40



41

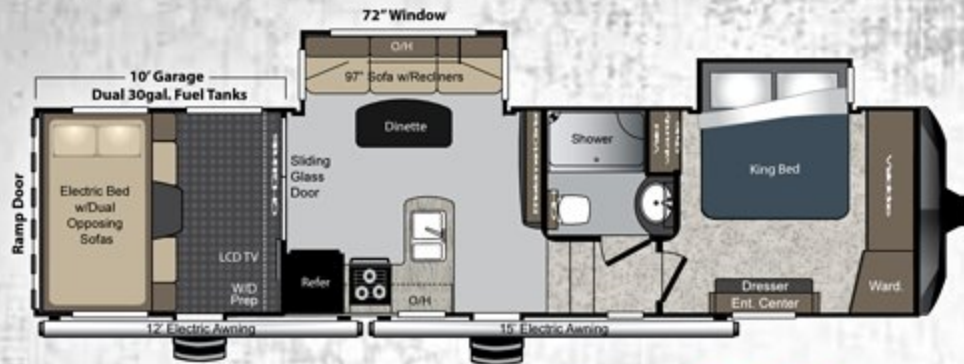


42



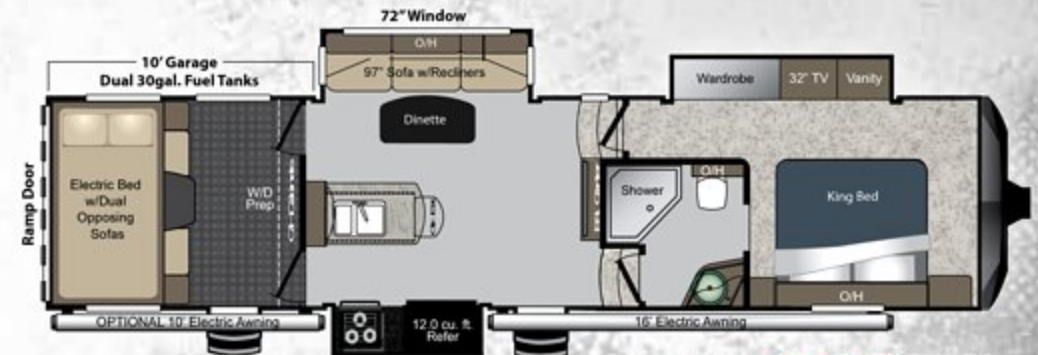
RAPTOR

FLOOR PLANS



SHIPPING WEIGHT: 12,640 LBS
HITCH WEIGHT: 3,055 LBS
LENGTH: 35' 6"

KING BED SUITE **300MP**



SHIPPING WEIGHT: 13,296 LBS
HITCH WEIGHT: 3,000 LBS
LENGTH: 36' 6"

KING BED SUITE **310TS**



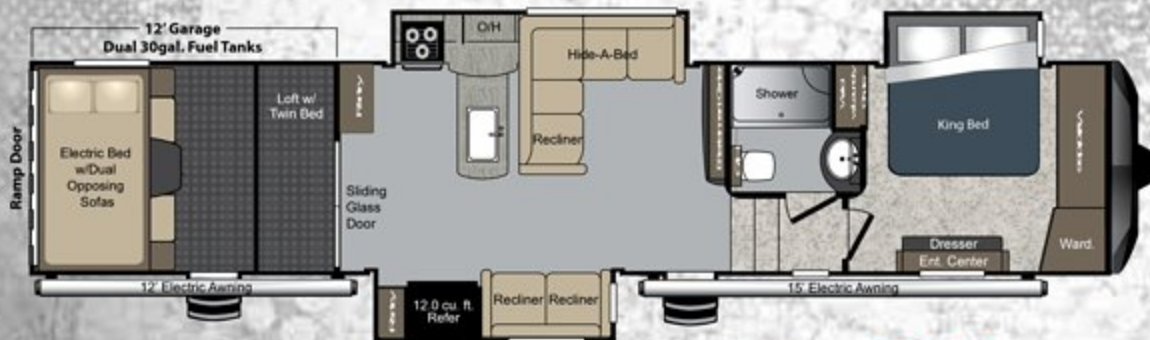
SHIPPING WEIGHT: 14,365 LBS
HITCH WEIGHT: 3,650 LBS
LENGTH: 40' 6"

KING BED SUITE **365LEV**



SHIPPING WEIGHT: 14,906 LBS
HITCH WEIGHT: 3,440 LBS
LENGTH: 41' 7"

KING BED SUITE **384PK**



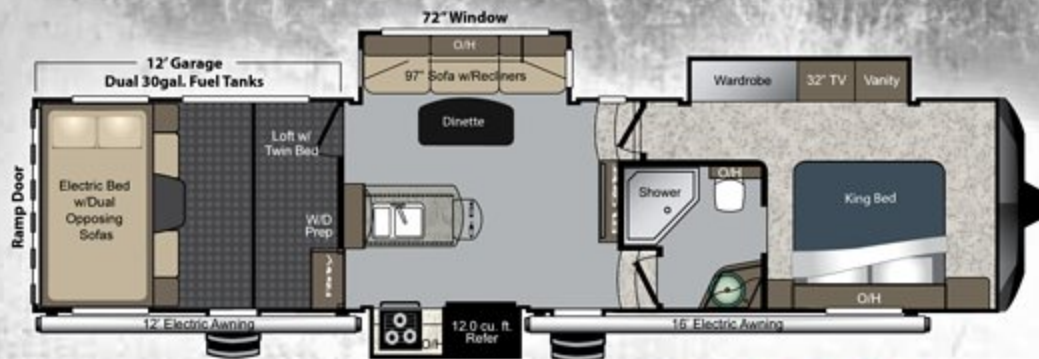
SHIPPING WEIGHT: 14,835 LBS
HITCH WEIGHT: 3,720 LBS
LENGTH: 42' 5"

KING BED SUITE **412TS**



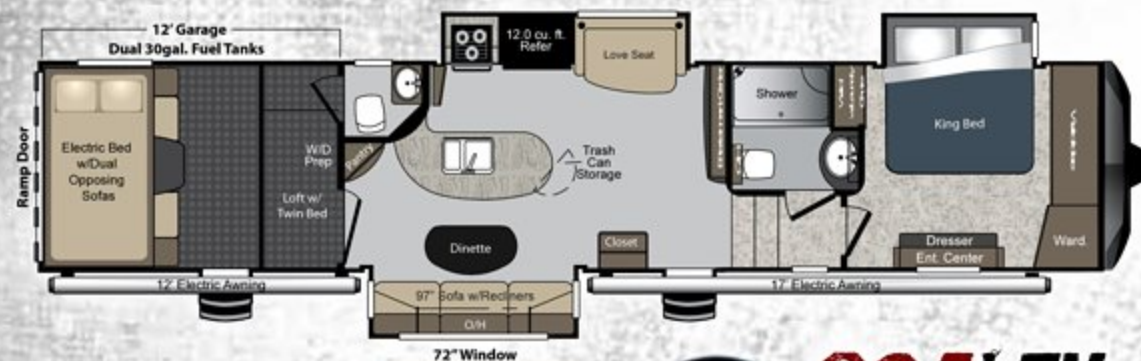
SHIPPING WEIGHT: 14,825 LBS
HITCH WEIGHT: 3,780 LBS
LENGTH: 42' 5"

KING BED SUITE **415TS**



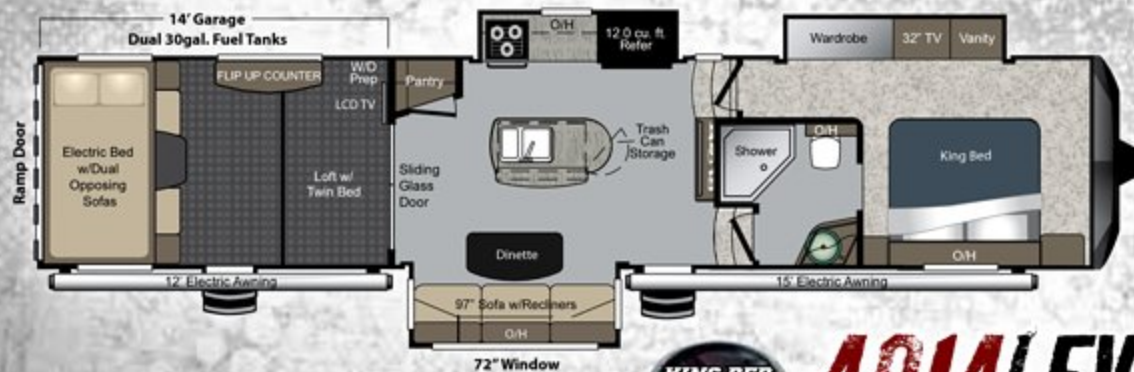
SHIPPING WEIGHT: 13,655 LBS
HITCH WEIGHT: 3,230 LBS
LENGTH: 37' 8"

KING BED SUITE 332TS



SHIPPING WEIGHT: 15,300 LBS
HITCH WEIGHT: 3,855 LBS
LENGTH: 42' 5"

KING BED SUITE 395LEV



SHIPPING WEIGHT: 14,707 LBS
HITCH WEIGHT: 3,670 LBS
LENGTH: 41' 7"

KING BED SUITE 4014LEV



INDUSTRY EXCLUSIVE OUTSIDE CAMP KITCHEN (OPTIONAL)



ONE TOUCH 6-POINT LEVEL-UP SYSTEM (OPTIONAL)



REAR PATIO SCREEN DOOR WITH REMOVABLE CLEAR VINYL WINDOW PANES (OPTIONAL)

STANDARDS AND OPTIONS

THE MOST FULLY EQUIPPED TOYHAULER ON THE MARKET

INTERIOR

- 12 cu. ft. Refrigerator (8 cu. ft. 300MP)
- 12-Gal. Gas/Electric DSI Water Heater
- 30" Residential Microwave
- Recessed 3 Burner Range w/22-inch Oven
- Corian Range Cover and Sink Cover
- Upgraded Residential Pull-Out Kitchen Faucet
- Corian® Surface Counter Tops
- Large Stainless Steel Kitchen Sink
- Bar Stools (2)(Select models)
- Hardwood Cabinetry w/ Maple Raised Panel Doors
- 100# Full Extension Ball Bearing Drawer Guides
- Hardwood Ceiling Treatment with LED Accent Lighting and Pendant Lights
- Wooden Crown Molding
- Night Shades/Poly-Wood Blinds
- Side Aisle Master Bath
- Power Vent In The Master Bathroom
- Porcelain Foot Flush Toilet
- Single Piece Shower (select models)
- Recessed Shower (select models)
- Skylight in Shower

- Wooden Residential Interior Door
- Cable/Sat. Prep in Living Room
- Cable/Sat. Prep in Bedroom
- Cargo Carpet in Bedroom
- TV Antenna w/ Power Booster
- Raptor Control Panel w/ Fuel Gauge
- Wired & Framed for Second A/C in Bedroom
- Automatic Transfer Switch with Generator Prep
- Battery Quick Disconnect
- 50 Amp Service
- 15,000 BTU Ducted Air Conditioner
- 110-Gallon Fresh Water Tank (select models)
- Washer Dryer Prep
- Ducted A/C Into Garage
- Ducted Heat Into Garage (Select models)
- Black Splash
- Pull-Down Screen in Garage Area

EXTERIOR

- Oxford Gray High Gloss Exterior Sidewalls
- Painted Front Cap

- Radius Roof w/ One-Piece Rubber Walk-on Roof (EPDM) and a 12 Year Warranty
- Oversized Convenience Center (All System Hook-Ups Located In One Area)
- On Board Fuel Station (30 Gallon Capacity)
- 30 Gallon Generator Fuel Tank
- Exterior Cable / Sat Hook-up
- Rear LED Spotlights
- 3 Large LED Outdoor Activity Lights
- One Touch Electric Awning with LED Lights (2)
- 4 Step Main Entry
- Large Fold-Away Entry Assist Handle (2)
- Outside Shower / Hot and Cold w/ 25' Coil Hose
- Large Tinted Safety Glass Windows w/ 80% Tint
- Huge Drop Frame Pass-Through Storage
- 1" Slam Latch Baggage Doors
- Exterior Folding Ladder
- Rain Gutters with Extended Drip Spouts
- Ram Air Ventilation System In Garage
- Toy Lock

- New Upgraded Graphics Package with 5 Year Warranty
- Patented Fiberglass Front Cap W/ Max Turn Technology
- Black Tank Flush
- Spare Tire
- Exterior 12 volt Outlet
- Hydraulic Front Jacks and Power Rear Jacks
- Trail Air Equaflex Suspension
- Dexter 7,000 lbs. Ultra Lube Axles
- 12" x 2" Self Adjusting Electric Brakes
- Premium 8 Lug 16-inch Aluminum Wheels
- E-Rated Radial Tires
- Heated And Enclosed Underbelly
- Double Welded Aluminum Construction
- Hydraulic Slide Rooms (select models)
- 5" Pre-Engineered Roof Truss Rafters

- Sony® Exterior Marine Speakers(2)
- Sony® Garage Speakers(2)
- Sony® AM/FM/CD/MP3 Player

OPTIONS

- 2nd 13,500 BTU Air Conditioner
- Euro Style Chair
- Onan 5,500 Watt Gas Generator
- Dual Pane Windows
- Rear Patio Screen Door
- Electric Beds with Dual Opposing Sofas
- Rear Patio with Awning and Patio Steps
- 131" Sofa with Recliners (365 only)
- Full Body Paint (Orange, Red, Blue, Pearl)
- Outside Camp Kitchen
- 6 Point Hydraulic Auto Leveling
- G-Rated Tires
- Garmin Backup Camera with Navigation

INDUSTRY EXCLUSIVE STEREO SYSTEM

- Samsung 46" 1080P LED HDTV
- Samsung® Sound Bar with Bluetooth and Powered Subwoofer
- Samsung® Blu-Ray Player

SAFETY PACKAGE

- Carbon Monoxide Detector
- Smoke Detector
- LP Gas Detector
- Fire Extinguisher

SPECIFICATIONS & DECOR OPTIONS

| FIFTH WHEELS | 300MP | 310TS | 332TS | 365LEV | 384PK | 395LEV | 412TS | 415TS | 4014LEV |
|-----------------------|-----------|--------|-----------|-----------|-----------|-----------|-----------|-----------|-----------|
| SHIPPING WEIGHT | 12640 | 13296 | 13655 | 14365 | 14906 | 15300 | 15135 | 14825 | 14707 |
| CARRYING CAPACITY | 3860 | 3204 | 2845 | 3635 | 3094 | 2700 | 2865 | 3175 | 3293 |
| HITCH WEIGHT | 3055 | 3000 | 3230 | 3650 | 3440 | 3855 | 3720 | 3780 | 3670 |
| EXTERIOR LENGTH | 35' 6" | 36' 6" | 37' 8" | 40' 6" | 41' 7" | 42' 5" | 42' 5" | 42' 5" | 41' 7" |
| EXT. HEIGHT - A/C TOP | 13' 2" | 13' 2" | 13' 2" | 13' 6" | 13' 6" | 13' 6" | 13' 6" | 13' 6" | 13' 6" |
| FRESH WATER (GAL.) | 110 | 92 | 92 | 110 | 110 | 110 | 110 | 110 | 110 |
| WASTE WATER (GAL.) | 39 | 39 | 39 | 78 | 39 | 69 | 64 | 64 | 39 |
| GRAY WATER (GAL.) | 78 | 78 | 78 | 78 | 76 | 69 | 71 | 71 | 78 |
| LPG | 60 | 60 | 60 | 60 | 60 | 60 | 60 | 60 | 60 |
| AWNING | 15' & 12' | 16' | 12' & 15' | 20' & 12' | 15' & 12' | 15' & 12' | 12' & 15' | 12' & 16' | 12' & 15' |

*Weights reflect a fully equipped coach. See disclaimer on back cover.



TWILIGHT



MERLOT



ECLIPSE

YOUR LOCAL RAPTOR DEALER:

NOVEMBER 2013



Keystone RV Company

WWW.KEYSTONERV.COM 574-535-2100



DISCLAIMER: Product information is as accurate as possible as of the date of publication of this brochure. All features, floor plans, and specifications in this brochure are subject to change without notice. Please also consult Keystone's web site at www.keystonerv.com for more current product information and specifications. Tow Vehicle Disclaimer. CAUTION: Owners of Keystone recreational vehicles are solely responsible for the selection and proper use of tow vehicles. All customers should consult with a motor vehicle manufacturer or their dealer concerning the purchase and use of suitable tow vehicles for Keystone products. Keystone disclaims any liability or damages suffered as a result of the selection, operation, use or misuse of a tow vehicle. KEYSTONE'S LIMITED WARRANTY DOES NOT COVER DAMAGE TO THE RECREATIONAL VEHICLE OR THE TOW VEHICLE AS A RESULT OF THE SELECTION, OPERATION, USE OR MISUSE OF THE TOW VEHICLE.