

# Forza



## Why Forza?

- Two impressive floorplans
- Radio/Rearview Monitor System with 6" color touch screen
- LED ceiling lighting
- MCD blackout shades
- Powered visor shade (front windshield)
- Flex Bed System with bunk beds (38R)
- Home theater sound bar and CD/DVD player
- Soft vinyl ceilings
- Polished Corian® countertops with decorative backsplash
- Powered patio awning

# Forza



## Why Forza?

- Two impressive floorplans
- Radio/Rearview Monitor System with 6" color touch screen
- LED ceiling lighting
- MCD blackout shades
- Powered visor shade (front windshield)
- Flex Bed System with bunk beds (38R)
- Home theater sound bar and CD/DVD player
- Soft vinyl ceilings
- Polished Corian® countertops with decorative backsplash
- Powered patio awning



On the cover: 34T Graystone Full-Body Paint

34T Fracture with Coffee-Glazed Honey Cherry Cabinetry

## Go Forward

It is time to go diesel with the all-new, pleasantly-priced Winnebago Forza.™ The Freightliner® XCS straight-rail chassis provides a solid foundation with a Cummins® 340-hp diesel engine and Allison® six-speed transmission delivering the power. Diesel-pushers are known for storage and the Forza ups the ante with its Smart Storage™ design

that pushes capacity even further. Inside, you will appreciate fine amenities such as polished Corian® galley countertops, coffee-glazed cabinetry, upscale entertainment features, and LED lighting. Take a stroll through the 34T and 38R and you will already be planning your first adventure in your new Winnebago Forza.



**Recognized Quality** The RV Dealers Association bestows its annual Quality Circle Award based on dealer ratings to the manufacturers that provide exceptional products, service and support. Only one manufacturer has received this honor for seventeen consecutive years: Winnebago Industries.®



On the cover: 34T Graystone Full-Body Paint

34T Fracture with Coffee-Glazed Honey Cherry Cabinetry

## Go Forward

It is time to go diesel with the all-new, pleasantly-priced Winnebago Forza.™ The Freightliner® XCS straight-rail chassis provides a solid foundation with a Cummins® 340-hp diesel engine and Allison® six-speed transmission delivering the power. Diesel-pushers are known for storage and the Forza ups the ante with its Smart Storage™ design

that pushes capacity even further. Inside, you will appreciate fine amenities such as polished Corian® galley countertops, coffee-glazed cabinetry, upscale entertainment features, and LED lighting. Take a stroll through the 34T and 38R and you will already be planning your first adventure in your new Winnebago Forza.



**Recognized Quality** The RV Dealers Association bestows its annual Quality Circle Award based on dealer ratings to the manufacturers that provide exceptional products, service and support. Only one manufacturer has received this honor for seventeen consecutive years: Winnebago Industries.®

## Best in Class

See how Winnebago Industries takes motorhome design and function to the next level, and why we've earned the right to be called the Most Recognized Name in Motorhomes.®



Click on this icon throughout the brochure to link to more information on the web.



The multi-functional **inTable™** does it all; a coffee table or counter extension, end table, or flexible dining for six.



Keep your clothes fresh and clean wherever you are with the **Available Washer and Dryer**.



The available **+Lounger** passenger seat with a built-in workstation reclines for comfort when you are parked.



Important gauges, switches and controls are all centrally located in the **OnePlace® Systems Center**.

## Best in Class

See how Winnebago Industries takes motorhome design and function to the next level, and why we've earned the right to be called the Most Recognized Name in Motorhomes.®



Click on this icon throughout the brochure to link to more information on the web.



The multi-functional **inTable™** does it all; a coffee table or counter extension, end table, or flexible dining for six.



Keep your clothes fresh and clean wherever you are with the **Available Washer and Dryer**.



The available **+Lounger** passenger seat with a built-in workstation reclines for comfort when you are parked.



Important gauges, switches and controls are all centrally located in the **OnePlace® Systems Center**.



34T Fracture with Coffee-Glazed Honey Cherry Cabinetry

With its soft leatherette furniture, home theater sound bar system, DVD player, and an optional fireplace, the Forza lounge offers the perfect place for lazy afternoon reading or lively nighttime entertaining. You'll enjoy the relaxing ambiance created by the LED ceiling lights and soft vinyl ceiling along with the MCD blackout roller shades and tinted, dual-glazed, thermo-insulated coach windows.



Home Theater Sound Bar System



Lounge HDTV and Available Electric Fireplace



34T Fracture with Coffee-Glazed Honey Cherry Cabinetry

With its soft leatherette furniture, home theater sound bar system, DVD player, and an optional fireplace, the Forza lounge offers the perfect place for lazy afternoon reading or lively nighttime entertaining. You'll enjoy the relaxing ambiance created by the LED ceiling lights and soft vinyl ceiling along with the MCD blackout roller shades and tinted, dual-glazed, thermo-insulated coach windows.



Home Theater Sound Bar System



 Lounge HDTV and Available Electric Fireplace





34T Galley



Range Top



Full-Extension Drawers



Refrigerator




Galley Storage Cabinet

Get ready to cook in the finely-appointed galley. Amenities include a microwave/convection oven with a range fan, a 3-burner range top, a 2-door residential refrigerator with an icemaker, and extensive storage. Considerable preparation space and elegance is showcased by the tasteful Corian® countertops, sink covers, and decorative backsplash. Customize your galley with your preferred choice of attractive cabinet finishes, including Coffee-Glazed Honey Cherry, or Coffee-Glazed Forest Cherry.



34T Galley



Range Top



Full-Extension Drawers



Refrigerator



Galley Storage Cabinet

Get ready to cook in the finely-appointed galley. Amenities include a microwave/convection oven with a range fan, a 3-burner range top, a 2-door residential refrigerator with an icemaker, and extensive storage. Considerable preparation space and elegance is showcased by the tasteful Corian® countertops, sink covers, and decorative backsplash. Customize your galley with your preferred choice of attractive cabinet finishes, including Coffee-Glazed Honey Cherry, or Coffee-Glazed Forest Cherry.



34T inTable™

The 38R comes standard with a leatherette dinette and seating for four. The 34T, shown here, features the extendable inLounge™ sofa with the movable inTable that flips up to provide dining for six. At the end of the meal, roll the inTable back into the utility cabinet with additional storage.



34T inTable Storage



34T inTable™

The 38R comes standard with a leatherette dinette and seating for four. The 34T, shown here, features the extendable inLounge™ sofa with the movable inTable that flips up to provide dining for six. At the end of the meal, roll the inTable back into the utility cabinet with additional storage.



34T inTable Storage



34T Bedroom

A perfect night's sleep is one adjustment away with the available Ideal Rest® Nouveau digital comfort control mattress. You'll appreciate the walk-around queen bed, an HDTV, and abundant storage that allows for the necessities as well as a few extras. A spacious master bathroom, equipped with an available washer and dryer, completes the 38R.



Bedroom HDTV



34T Bedroom Wardrobe



34T Bathroom



Shower



34T Bedroom

A perfect night's sleep is one adjustment away with the available Ideal Rest® Nouveau digital comfort control mattress. You'll appreciate the walk-around queen bed, an HDTV, and abundant storage that allows for the necessities as well as a few extras. A spacious master bathroom, equipped with an available washer and dryer, completes the 38R.



Bedroom HDTV



34T Bedroom Wardrobe



34T Bathroom



Shower



Dash

With Winnebago Industries'® signature quality, the Forza cab offers all the luxuries of a top-of-the-line motorhome. Leatherette cab seats offer stylish comfort while on the road and swivel to face the lounge when parked. Other features include power mirrors with sideview cameras, a powered MCD visor shade, a color rearview camera, and much more.



Cab Seats



Available Sirius XM™



Dash

With Winnebago Industries'® signature quality, the Forza cab offers all the luxuries of a top-of-the-line motorhome. Leatherette cab seats offer stylish comfort while on the road and swivel to face the lounge when parked. Other features include power mirrors with sideview cameras, a powered MCD visor shade, a color rearview camera, and much more.



Cab Seats



Available Sirius XM™





Powered Patio and Entrance Awnings

From the powered patio awning to the exterior service center, the Forza makes setup easy so you can spend more time relaxing. When you want an outdoor connection to your media devices, simply access power in the exterior entertainment compartment (a TV antenna and 3-way A/V receptacles are included). With spacious exterior lighted storage compartments, it is easier than ever to load and unload your gear.



LED Awning Lighting




Exterior Service Center



Powered Patio and Entrance Awnings

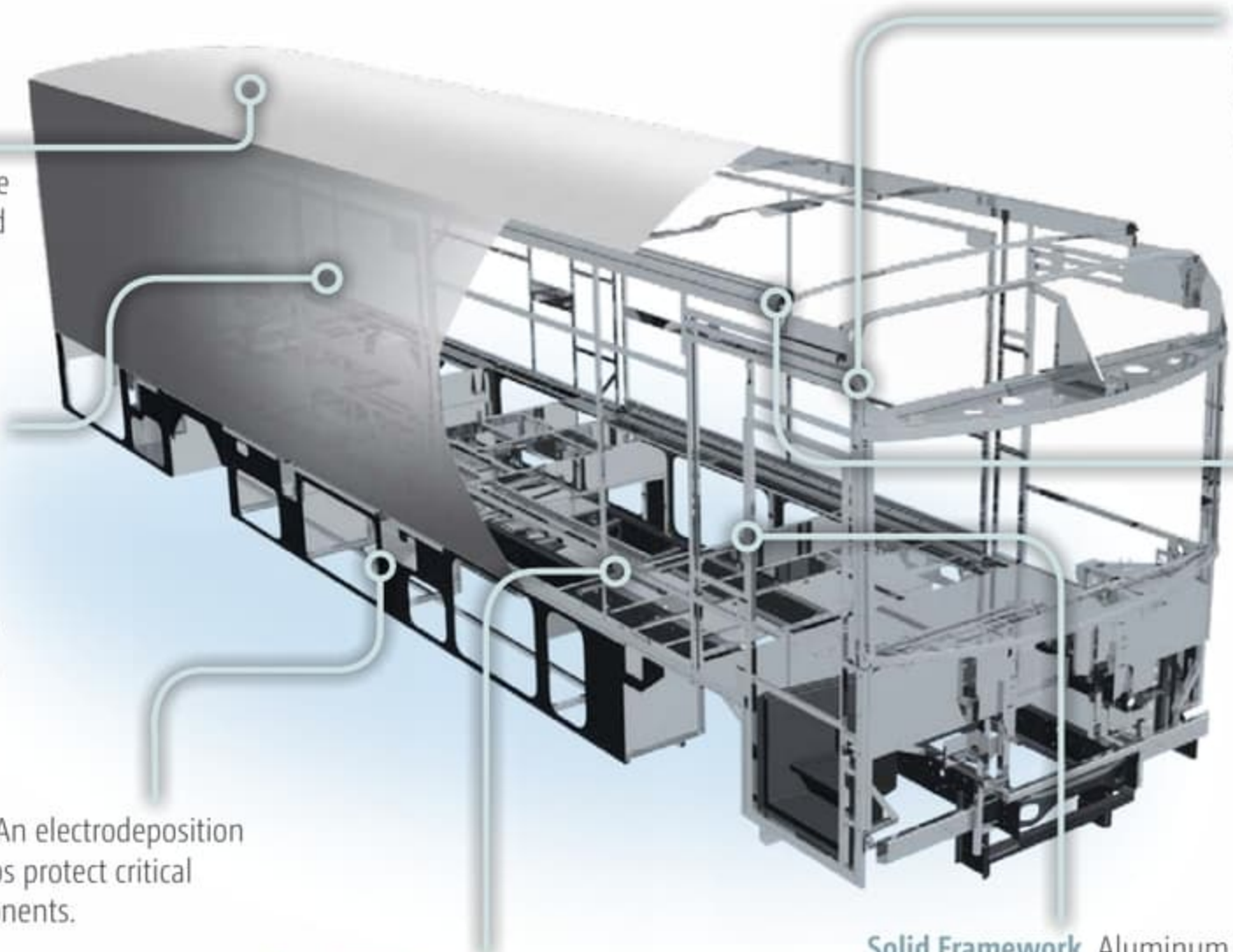
From the powered patio awning to the exterior service center, the Forza makes setup easy so you can spend more time relaxing. When you want an outdoor connection to your media devices, simply access power in the exterior entertainment compartment (a TV antenna and 3-way A/V receptacles are included). With spacious exterior lighted storage compartments, it is easier than ever to load and unload your gear.



LED Awning Lighting



Exterior Service Center



**Fiberglass Roof**

The crowned, one-piece fiberglass roof is backed by a 10-year limited parts-and-labor roof skin warranty.

**Thermo-Panel® Sidewalls**

By layering fiberglass and high-density block foam insulation with welded aluminum support structures, we create some of the industry's strongest, most durable and lightweight sidewalls.

**E-Coating** An electrodeposition coating helps protect critical steel components.

**Embedded Steel** Metal substructures embedded into the sidewall provide solid attachment points to keep cabinets and appliances mounted securely in place.

**Laser-Cut Tubing** Precision laser cutters create precise joints in structural steel that are stronger and require less welding.



**Interlocking Joints** Specially engineered interlocking joints connect the floor, sidewalls and roof where competitors often rely on simple screws to bear the weight.

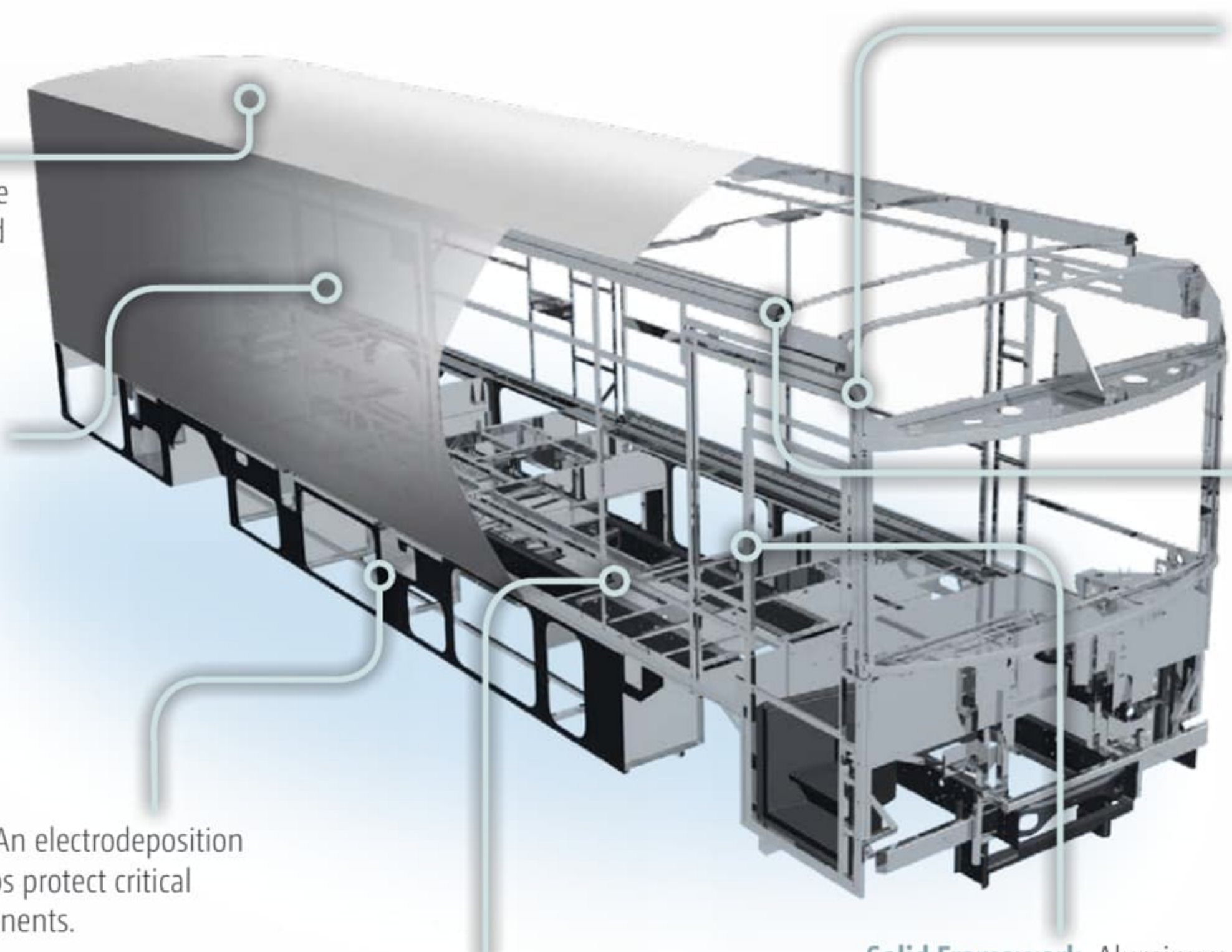


**Solid Framework** Aluminum extruded in our own facility to our exacting standards creates an extremely strong and solid structural framework.

**SUPER  
STRUCTURE**

BUILT TO LAST

Every coach—from our smallest Class C to our largest diesel-pusher model—is built to Winnebago Industries'® legendary SuperStructure® construction standards. It's a process developed and refined over more than 50 years of building some of the strongest, most durable coaches in the industry.



**Fiberglass Roof**

The crowned, one-piece fiberglass roof is backed by a 10-year limited parts-and-labor roof skin warranty.

**Thermo-Panel® Sidewalls**

By layering fiberglass and high-density block foam insulation with welded aluminum support structures, we create some of the industry's strongest, most durable and lightweight sidewalls.

**E-Coating** An electrodeposition coating helps protect critical steel components.

**Embedded Steel** Metal substructures embedded into the sidewall provide solid attachment points to keep cabinets and appliances mounted securely in place.

**Laser-Cut Tubing** Precision laser cutters create precise joints in structural steel that are stronger and require less welding.



**Interlocking Joints** Specially engineered interlocking joints connect the floor, sidewalls and roof where competitors often rely on simple screws to bear the weight.



**Solid Framework** Aluminum extruded in our own facility to our exacting standards creates an extremely strong and solid structural framework.

**SUPER  
STRUCTURE**

BUILT TO LAST

Every coach—from our smallest Class C to our largest diesel-pusher model—is built to Winnebago Industries'® legendary SuperStructure® construction standards. It's a process developed and refined over more than 50 years of building some of the strongest, most durable coaches in the industry.

**TESTING** Before rolling out of our factories, every coach undergoes an extensive 113-point inspection. Each coach also passes a high-pressure water test that simulates rain at a rate of 50-inches per hour to check for leaks. During the design process, our computer simulations, physical testing center, and rigorous test track ensure each model is built to last.



**DETAILS** At Winnebago Industries, we treat the features you can't see with the same care as the ones you can. Look in the access panels of some of our competitors' coaches and you'll see loose insulation and wires haphazardly strewn about. Winnebago Industries maintains a clean fit and finish throughout so your coach will last for the long haul.



**BUILT IN-HOUSE** We extrude our own aluminum. We rotocast our own plastic components. In fact, we manufacture most of our own parts so they are designed to fit the space, rather than fitting the space to an awkward off-the-shelf component size.



**SUPER  
STRUCTURE**  
BUILT TO LAST

Visit [BetterBuiltRVs.com](http://BetterBuiltRVs.com) to gain real insight into what goes into a Winnebago Industries motorhome.

**TAKE A TOUR** We're proud of our processes, state-of-the-art facilities, and the people who make Winnebago Industries number one. We invite you to visit our complex in Forest City, Iowa, for a first-hand look at the dedication and technology behind every motorhome we build.



## TESTING

Before rolling out of our factories, every coach undergoes an extensive 113-point inspection. Each coach also passes a high-pressure water test that simulates rain at a rate of 50-inches per hour to check for leaks. During the design process, our computer simulations, physical testing center, and rigorous test track ensure each model is built to last.



## DETAILS

At Winnebago Industries, we treat the features you can't see with the same care as the ones you can. Look in the access panels of some of our competitors' coaches and you'll see loose insulation and wires haphazardly strewn about. Winnebago Industries maintains a clean fit and finish throughout so your coach will last for the long haul.



## BUILT IN-HOUSE

We extrude our own aluminum. We rotocast our own plastic components. In fact, we manufacture most of our own parts so they are designed to fit the space, rather than fitting the space to an awkward off-the-shelf component size.



**SUPER  
STRUCTURE**  
BUILT TO LAST

Visit [BetterBuiltRVs.com](http://BetterBuiltRVs.com) to gain real insight into what goes into a Winnebago Industries motorhome.

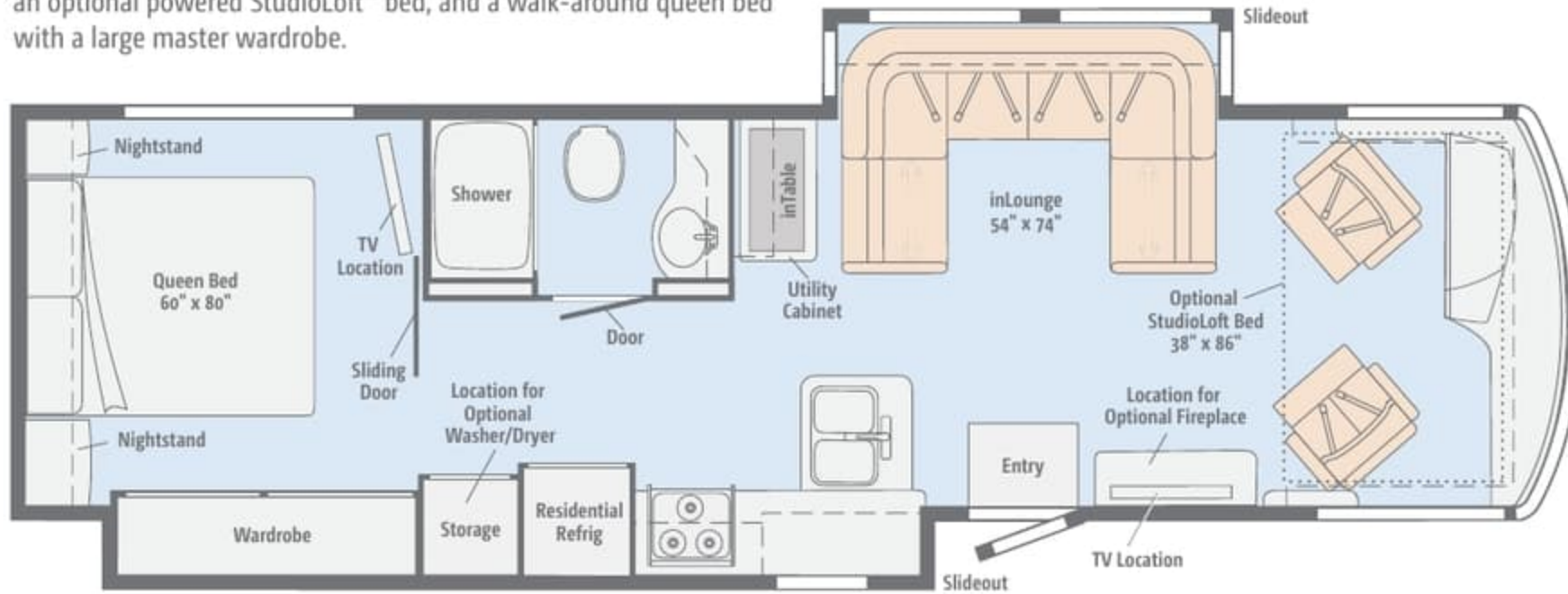
## TAKE A TOUR

We're proud of our processes, state-of-the-art facilities, and the people who make Winnebago Industries number one. We invite you to visit our complex in Forest City, Iowa, for a first-hand look at the dedication and technology behind every motorhome we build.



## NEW 34T

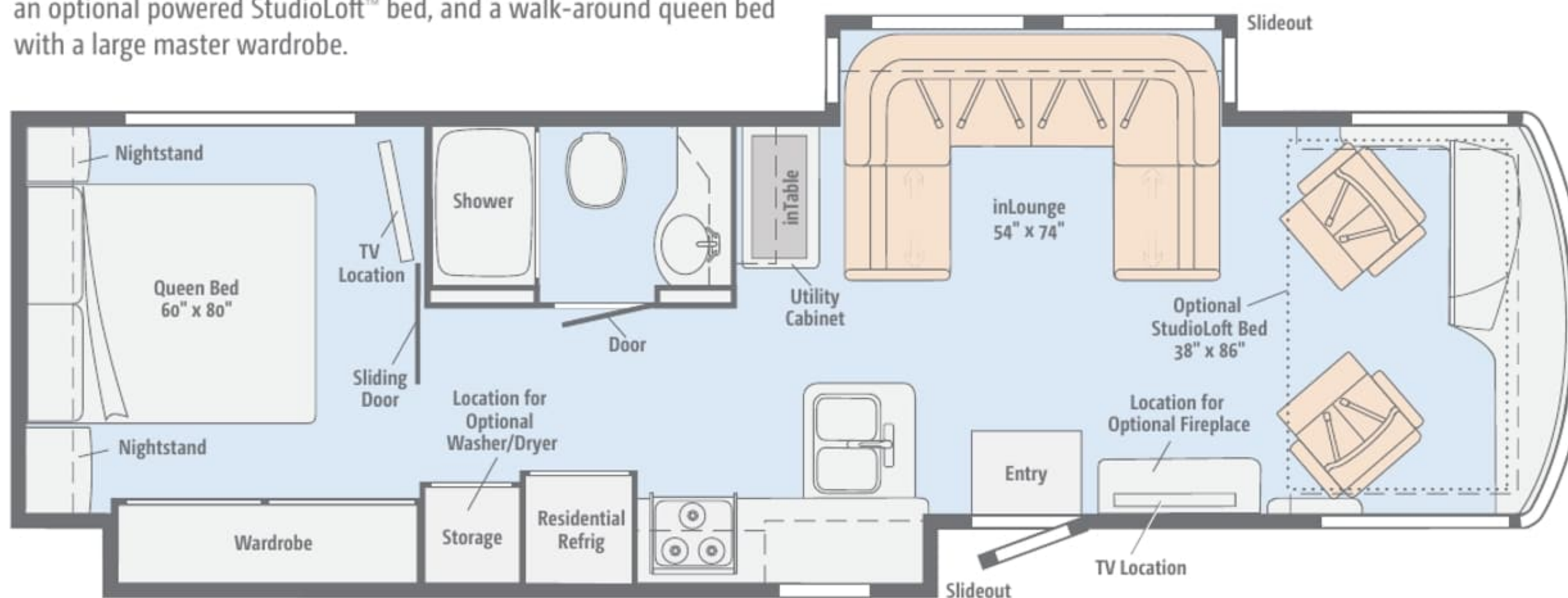
This dual-slideout features an inLounge™ sofa and movable inTable™, an optional powered StudioLoft™ bed, and a walk-around queen bed with a large master wardrobe.



Dimensions shown are for sleeping space only and may vary due to styling differences. Dashed lines denote overhead storage areas. Floorplans and specifications are also available online at [GoWinnebago.com](http://GoWinnebago.com).

## NEW 34T

This dual-slideout features an inLounge™ sofa and movable inTable™, an optional powered StudioLoft™ bed, and a walk-around queen bed with a large master wardrobe.

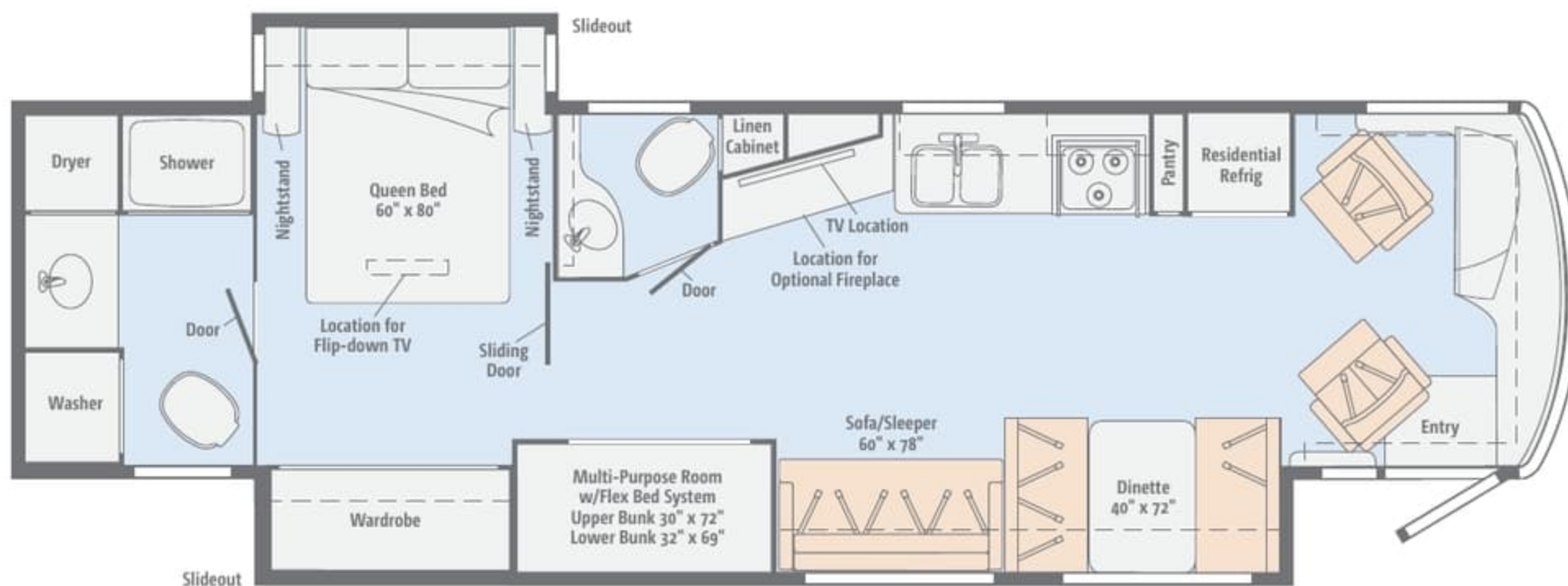


Dimensions shown are for sleeping space only and may vary due to styling differences. Dashed lines denote overhead storage areas. Floorplans and specifications are also available online at [GoWinnebago.com](http://GoWinnebago.com).



## NEW 38R

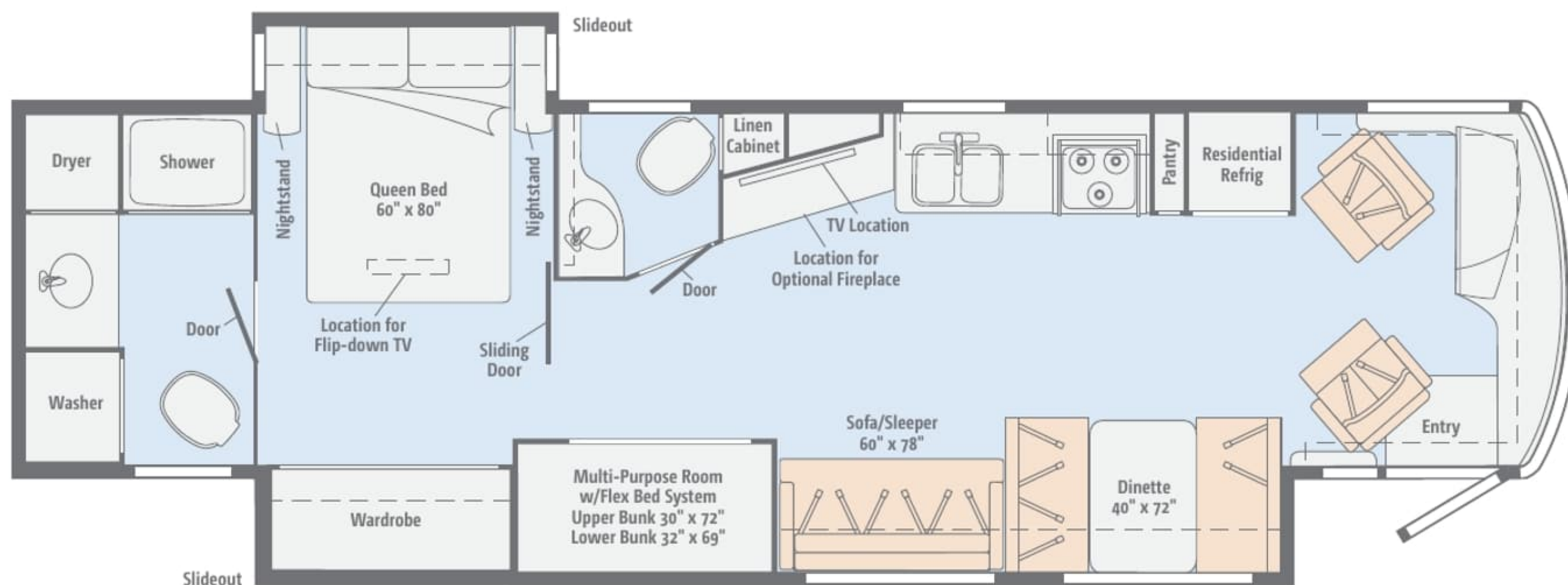
You'll appreciate the roominess of this dual-slideout with its forward galley, angled lounge cabinetry, Flex Bed System bunk beds, and dual bathrooms (mid-coach and master).



Dimensions shown are for sleeping space only and may vary due to styling differences. Dashed lines denote overhead storage areas. Floorplans and specifications are also available online at [GoWinnebago.com](http://GoWinnebago.com).

## NEW 38R

You'll appreciate the roominess of this dual-slideout with its forward galley, angled lounge cabinetry, Flex Bed System bunk beds, and dual bathrooms (mid-coach and master).



Dimensions shown are for sleeping space only and may vary due to styling differences. Dashed lines denote overhead storage areas. Floorplans and specifications are also available online at [GoWinnebago.com](http://GoWinnebago.com).

Choose from three luxurious fabric collections and two cabinet wood finishes, each with Satin Nickel hardware.

### Arctic



Leatherette



Accent



Bedspread



Corian Countertop  
(Galley)



Wall Board



Vinyl Tile



Coffee-Glazed  
Honey Cherry



Coffee-Glazed  
Forest Cherry

Choose from three luxurious fabric collections and two cabinet wood finishes, each with Satin Nickel hardware.

### Arctic



Leatherette



Accent



Bedsread



Corian Countertop  
(Galley)



Wall Board



Vinyl Tile




Coffee-Glazed  
Honey Cherry



Coffee-Glazed  
Forest Cherry

Choose from three luxurious fabric collections and two cabinet wood finishes, each with Satin Nickel hardware.

### Fracture



Leatherette



Accent



Bedspread



Corian Countertop  
(Galley)



Wall Board



Vinyl Tile



Coffee-Glazed  
Honey Cherry



Coffee-Glazed  
Forest Cherry

Choose from three luxurious fabric collections and two cabinet wood finishes, each with Satin Nickel hardware.

### Fracture



Leatherette



Accent



Bedspread



Corian Countertop  
(Galley)



Wall Board



Vinyl Tile



Coffee-Glazed  
Honey Cherry



Coffee-Glazed  
Forest Cherry

Choose from three luxurious fabric collections and two cabinet wood finishes, each with Satin Nickel hardware.

### Mountain View



Leatherette



Accent



Bedsread



Corian Countertop  
(Galley)



Wall Board



Vinyl Tile



Coffee-Glazed  
Honey Cherry



Coffee-Glazed  
Forest Cherry

Choose from three luxurious fabric collections and two cabinet wood finishes, each with Satin Nickel hardware.

### Mountain View



Leatherette



Accent



Bedspread



Corian Countertop  
(Galley)



Wall Board



Vinyl Tile



Coffee-Glazed  
Honey Cherry



Coffee-Glazed  
Forest Cherry



Choose from four stunning full-body paint options with a premier automotive clearcoat finish that adds a shine to your Forza.



**Tundra**  
FULL-BODY PAINT



**Wine**  
FULL-BODY PAINT



**Graystone**  
FULL-BODY PAINT



**Sandstone**  
FULL-BODY PAINT

Choose from four stunning full-body paint options with a premier automotive clearcoat finish that adds a shine to your Forza.



**Tundra**  
FULL-BODY PAINT



**Wine**  
FULL-BODY PAINT



**Graystone**  
FULL-BODY PAINT



**Sandstone**  
FULL-BODY PAINT

## Weights & Measures

	34T	38R
Length	35'6"	39'10"
Exterior Height <sup>1</sup>	12'	11'10"
Exterior Width	8'5.5"	8'5.5"
Exterior Storage <sup>2</sup> (cu. ft.)	153	228
Awning Length	17'6'2"	20'
Interior Height	6'8"	6'8"
Interior Width	8'0.5"	8'0.5"
Freshwater Tank Capacity <sup>3</sup> (gal.)	84	84
Water Heater Capacity (gal.)	6	10
Holding Tank Capacity - Black/Gray <sup>4</sup> (gal.)	48/54	48/54
LP Capacity <sup>5</sup> (gal.)	23	23
Fuel Capacity (gal.)	90	90
GCWR <sup>6</sup> (lbs.)	30,000	33,000
GVWR (lbs.)	26,000	27,910
GAWR - Front (lbs.)	10,410	10,410
GAWR - Rear (lbs.)	17,500	17,500
Wheelbase	208"	260"

## Freightliner XCS Chassis



Freightliner XCS Chassis

- 340-hp Cummins ISB 6.7L turbo-charged engine
- Allison 6-speed automatic 2100 MH transmission (34T)
- Allison 6-speed automatic 2500 MH transmission (38R)
- Information display center
- Rear radiator
- NeWay<sup>®</sup> front and rear air suspension
- 160-amp. alternator
- Air brakes w/ABS
- Engine exhaust brake
- Automatic hydraulic leveling jacks
- 7-pin trailer wiring
- Trailer Hitch<sup>®</sup> 5,000-lb. drawbar/500-lb. maximum vertical tongue weight
- Stainless steel wheel liners (34T)
- Stylized aluminum wheels (38R)

## Cab Conveniences

**Cab seats** adjustable armrests, lumbar support and multi-adjustable recline

**6-way power driver seat and passenger seats**

**3-point seat belts**

**Radio/Rearview Monitor System** 6" LCD color touch screen, remote, iPod<sup>®</sup>/MP3 input, rear color camera

**Cruise control**

**12-volt powerpoints**

**Powered MCD blackout roller visor/shade** (front windshield)

**MCD blackout roller shades** (driver and passenger windows)

**Chassis/house battery radio power switch**

**Power mirrors w/defrost and sideview camera**

**Power steering**

**Powered stepwell cover** (38R)

**Map lights**

**C.B. wire prep**

**TRW<sup>®</sup> tilt/telescopic steering column w/foot-actuated pedal**

### OPTIONAL EQUIPMENT

- +Lounge passenger cab seat w/flip-up workstation
- SiriusXM<sup>™</sup> (subscription not included), iPod interface connector, receiver, remote

## Interior

**46" HDTV** (34T)

**50" HDTV** (38R)

**Home theater sound bar system**

**DVD player**

**Satellite system ready**

**Digital TV amplified antenna system**

**LED ceiling lights**

**Slideroom lock system** (activated w/ignition key)

**MCD blackout roller shades**

**Soft vinyl ceiling**

**OnePlace<sup>®</sup> systems center**

**Tinted, dual-glazed, thermo-insulated coach windows**

**Powered ventilator fan** (galley, bath(s))

**Washer and dryer prep**

**Charging station** (38R)

## Weights & Measures

	34T	38R
Length	35'6"	39'10"
Exterior Height <sup>1</sup>	12'	11'10"
Exterior Width	8'5.5"	8'5.5"
Exterior Storage <sup>2</sup> (cu. ft.)	153	228
Awning Length	17'6'2"	20'
Interior Height	6'8"	6'8"
Interior Width	8'0.5"	8'0.5"
Freshwater Tank Capacity <sup>3</sup> (gal.)	84	84
Water Heater Capacity (gal.)	6	10
Holding Tank Capacity - Black/Gray <sup>4</sup> (gal.)	48/54	48/54
LP Capacity <sup>5</sup> (gal.)	23	23
Fuel Capacity (gal.)	90	90
GCWR <sup>6</sup> (lbs.)	30,000	33,000
GVWR (lbs.)	26,000	27,910
GAWR - Front (lbs.)	10,410	10,410
GAWR - Rear (lbs.)	17,500	17,500
Wheelbase	208"	260"

## Cab Conveniences

**Cab seats** adjustable armrests, lumbar support and multi-adjustable recline

**6-way power driver seat and passenger seats**

**3-point seat belts**

**Radio/Rearview Monitor System** 6" LCD color touch screen, remote, iPod®/MP3 input, rear color camera

**Cruise control**

**12-volt powerpoints**

**Powered MCD blackout roller visor/shade** (front windshield)

**MCD blackout roller shades** (driver and passenger windows)

**Chassis/house battery radio power switch**

**Power mirrors w/defrost and sideview camera**

**Power steering**

**Powered stepwell cover** (38R)

**Map lights**

**C.B. wire prep**

**TRW® tilt/telescopic steering column w/foot-actuated pedal**

### OPTIONAL EQUIPMENT

+Lounge passenger cab seat w/flip-up workstation

SiriusXM™ (subscription not included), iPod interface connector, receiver, remote

## Interior

**46" HDTV** (34T)

**50" HDTV** (38R)

**Home theater sound bar system**

**DVD player**

**Satellite system ready**

**Digital TV amplified antenna system**

**LED ceiling lights**

**Slideroom lock system** (activated w/ignition key)

**MCD blackout roller shades**

**Soft vinyl ceiling**

**OnePlace® systems center**

**Tinted, dual-glazed, thermo-insulated coach windows**

**Powered ventilator fan** (galley, bath(s))

**Washer and dryer prep**

**Charging station** (38R)

## Freightliner XCS Chassis

**340-hp Cummins ISB 6.7L turbo-charged engine**

**Allison 6-speed automatic 2100 MH transmission** (34T)

**Allison 6-speed automatic 2500 MH transmission** (38R)

**Information display center**

**Rear radiator**

**NeWay® front and rear air suspension**

**160-amp. alternator**

**Air brakes w/ABS**

**Engine exhaust brake**

**Automatic hydraulic leveling jacks**

**7-pin trailer wiring**

**Trailer Hitch<sup>6</sup> 5,000-lb. drawbar/500-lb. maximum vertical tongue weight**

**Stainless steel wheel liners** (34T)

**Stylized aluminum wheels** (38R)



Freightliner XCS Chassis

## OPTIONAL EQUIPMENT

Washer and dryer  
 Electric fireplace  
 StudioLoft™ w/privacy curtain (34T)  
 Winegard® Trav'ler® automatic HDTV satellite antenna  
 48" HDTV (34T)

## Galley

Corian® countertops and decorative backsplash  
 2-door residential refrigerator/freezer w/icemaker  
 Microwave/convection oven w/range fan  
 3-burner range top w/storage below  
 Corian range and sink covers

## Bath

Laminate countertop  
 Flexible showerhead  
 One-piece fiberglass shower surround  
 Textured glass shower door  
 Skylight  
 Porcelain toilet

## Bedroom

28" HDTV (38R)  
 32" HDTV (34T)  
 Queen bed w/innerspring mattress  
 Bedspread and pillow shams

## OPTIONAL EQUIPMENT

Queen Ideal Rest® Nouveau digital comfort control mattress

## Exterior

Powered patio awning w/LED lighting  
 2nd powered patio awning w/LED lighting (34T)  
 Exterior compartment 110V duplex, TV antenna and 3-way A/V receptacles  
 KeyOne® lock system  
 Porch light (38R)  
 Powered entrance awning (38R)  
 Lighted storage compartments  
 Automatic entrance steps  
 Lower front protective mask

## Heating & Cooling System

Two 13,500 BTU roof-mounted air conditioners (one A/C only, one A/C w/heat pump) (34T)  
 Two 15,000 BTU roof-mounted air conditioners (one A/C only, one A/C w/heat pump) (38R)  
 35,000 BTU ducted furnace (34T)  
 40,000 BTU ducted furnace (38R)

## Electrical System

Service Center cable TV input, 50-amp, power cord, shoreline/generator automatic changeover switch, portable satellite hookup  
 2,000-watt inverter/charger w/remote panel and disconnect switch  
 6,000-watt Cummins Onan® Quiet Diesel™ generator  
 Auxiliary start circuit  
 AC/DC electrical distribution system  
 Four deep-cycle Group 31 marine/RV AGM batteries  
 Battery disconnect system (coach and chassis)  
 PowerLine® Energy Management System  
 Automatic dual-battery charge control  
 Chassis battery charger/maintainer

## Plumbing System

Service Center pressurized city water hookup w/diverter fill, fresh water drain, drainage valves, exterior wash station w/pump switch, holding-tank flushing system, 20' sewer hose  
 On-demand water pump  
 6-gallon LP water heater w/electric ignition (34T)  
 10-gallon LP water heater w/electric ignition (38R)  
 TrueLevel™ holding-tank monitoring system  
 Full-coach water filtration system  
 Permanent-mount LP tank w/gauge  
 Heated holding-tank compartment

## Safety

LP, smoke, and carbon monoxide detectors  
 10 BC fire extinguisher  
 Ground fault interrupter  
 High-mount brake lamps  
 Daytime running lamps

## Warranty<sup>7</sup>

12-month/15,000-mile basic limited warranty<sup>8</sup>  
 36-month/36,000-mile limited warranty on structure<sup>8</sup>  
 10-year limited parts-and-labor warranty on roof skin<sup>8</sup>

- The height of each model is measured to the top of the tallest standard feature and is based on the curb weight of a typically equipped unit. The actual height of your vehicle may vary by several inches depending on chassis or equipment variations. Please contact your dealer for further information.
- Floorplans feature a wide-body design - over 96" in making your purchase decision, you should be aware that some states restrict access on some or all state roads to 96" in body width. Before making your purchase decision, you should confirm the road usage laws in the states of interest to you.
- The load capacity of your motorhome is designated by weight, not by volume, so you cannot necessarily use all available space when loading your motorhome.
- Capacities are based on measurements prior to tank installation. Slight capacity variations can result due to installation applications.
- Capacities shown are tank manufacturer's listed water capacity (W.C.). Actual filled LP capacity is 80% of listing due to overfilling prevention device on tank.
- Actual towing capacity is dependent on your particular loading and towing circumstances which includes the GVWR, GAWR, and GCWR, as well as adequate trailer brakes. Please refer to the Operator's Manual of your vehicle for further towing information.
- See separate chassis warranty.
- See your dealer for complete warranty information.

Winnebago Industries® continuing program of product improvement makes specifications, equipment, model availability and prices subject to change without notice. Published content reflects the most current product information at time of printing. Please consult your dealer for individual vehicle features and specifications.

#### OPTIONAL EQUIPMENT

Washer and dryer  
 Electric fireplace  
 StudioLoft™ w/privacy curtain (34T)  
 Winegard® Trav'ler® automatic HDTV satellite antenna  
 48" HDTV (34T)

### Galley

Corian® countertops and decorative backsplash  
 2-door residential refrigerator/freezer w/icemaker  
 Microwave/convection oven w/range fan  
 3-burner range top w/storage below  
 Corian range and sink covers

### Bath

Laminate countertop  
 Flexible showerhead  
 One-piece fiberglass shower surround  
 Textured glass shower door  
 Skylight  
 Porcelain toilet

### Bedroom

28" HDTV (38R)  
 32" HDTV (34T)  
 Queen bed w/innerspring mattress  
 Bedspread and pillow shams

#### OPTIONAL EQUIPMENT

Queen Ideal Rest® Nouveau digital comfort control mattress

### Exterior

Powered patio awning w/LED lighting  
 2nd powered patio awning w/LED lighting (34T)  
 Exterior compartment 110V duplex, TV antenna and 3-way A/V receptacles  
 KeyOne® lock system  
 Porch light (38R)  
 Powered entrance awning (38R)  
 Lighted storage compartments  
 Automatic entrance steps  
 Lower front protective mask

### Heating & Cooling System

Two 13,500 BTU roof-mounted air conditioners (one A/C only, one A/C w/heat pump) (34T)  
 Two 15,000 BTU roof-mounted air conditioners (one A/C only, one A/C w/heat pump) (38R)  
 35,000 BTU ducted furnace (34T)  
 40,000 BTU ducted furnace (38R)

### Electrical System

Service Center cable TV input, 50-amp, power cord, shoreline/generator automatic changeover switch, portable satellite hookup  
 2,000-watt inverter/charger w/remote panel and disconnect switch  
 6,000-watt Cummins Onan® Quiet Diesel™ generator  
 Auxiliary start circuit  
 AC/DC electrical distribution system  
 Four deep-cycle Group 31 marine/RV AGM batteries  
 Battery disconnect system (coach and chassis)  
 PowerLine® Energy Management System  
 Automatic dual-battery charge control  
 Chassis battery charger/maintainer

### Plumbing System

Service Center pressurized city water hookup w/diverter fill, fresh water drain, drainage valves, exterior wash station w/pump switch, holding-tank flushing system, 20' sewer hose  
 On-demand water pump  
 6-gallon LP water heater w/electric ignition (34T)  
 10-gallon LP water heater w/electric ignition (38R)  
 TrueLevel™ holding-tank monitoring system  
 Full-coach water filtration system  
 Permanent-mount LP tank w/gauge  
 Heated holding-tank compartment

### Safety

LP, smoke, and carbon monoxide detectors  
 10 BC fire extinguisher  
 Ground fault interrupter  
 High-mount brake lamps  
 Daytime running lamps

### Warranty<sup>7</sup>

12-month/15,000-mile basic limited warranty<sup>8</sup>  
 36-month/36,000-mile limited warranty on structure<sup>8</sup>  
 10-year limited parts-and-labor warranty on roof skin<sup>8</sup>

- The height of each model is measured to the top of the tallest standard feature and is based on the curb weight of a typically equipped unit. The actual height of your vehicle may vary by several inches depending on chassis or equipment variations. Please contact your dealer for further information.
- Floorplans feature a wide-body design - over 96". In making your purchase decision, you should be aware that some states restrict access on some or all state roads to 96" in body width. Before making your purchase decision, you should confirm the road usage laws in the states of interest to you.
- The load capacity of your motorhome is designated by weight, not by volume, so you cannot necessarily use all available space when loading your motorhome.
- Capacities are based on measurements prior to tank installation. Slight capacity variations can result due to installation applications.
- Capacities shown are tank manufacturer's listed water capacity (W.C.). Actual filled LP capacity is 80% of listing due to overfilling prevention device on tank.
- Actual towing capacity is dependent on your particular loading and towing circumstances which includes the GVWR, GAWR, and GCWR, as well as adequate trailer brakes. Please refer to the Operator's Manual of your vehicle for further towing information.
- See separate chassis warranty.
- See your dealer for complete warranty information.

Winnebago Industries® continuing program of product improvement makes specifications, equipment, model availability, and prices subject to change without notice. Published content reflects the most current product information at time of printing. Please consult your dealer for individual vehicle features and specifications.

## GoWinnebago.com Has All The Answers

Visit [GoWinnebago.com](http://GoWinnebago.com) on your computer, smartphone or tablet for the latest product information and updates.



## **PREFERRED CARE PROGRAM**

We back our motorhomes with best-in-class support both before *and* after the sale:

- 12-month/15,000-mile basic limited warranty
- 36-month/36,000-mile limited warranty on structure
- 10-year limited parts-and-labor warranty on roof skin
- Complimentary 24-hour roadside assistance program



**TRIP**Saver  
FAST TRACK PARTS

- TripSaver® Fast Track Parts guarantees that in-stock warranty parts ship directly to your dealer within 24 hours
- National dealer service network



# WIT CLUB

## Join the Club, Join the Fun

As a Winnebago motorhome owner, you are invited to join the WIT Club. It's a great way to take full advantage of your new coach and meet fun-loving WIT Club members from across the country who make motorhome adventures a way of life.



### Members enjoy:

- Caravans and rallies
- Newsletters
- Local and state group activities
- RV travel benefits

See more at [WITclub.com](http://WITclub.com)



### Grand National Rally

In 1969, two things happened: Neil Armstrong took mankind's first steps on the moon, and Winnebago Industries' WIT Club launched its first Grand National Rally in Forest City, Iowa. Every year since then, thousands of rally-goers connect with old friends to enjoy concerts, tours, activities, and more. Blast off for an adventurous week in July to celebrate 45 years of interstate land roving at the 2014 "Out of This World" Grand National Rally. It's a mission you'll never forget!

# GoWinnebago.com Has All The Answers

Visit [GoWinnebago.com](http://GoWinnebago.com) on your computer, smartphone or tablet for the latest product information and updates.



# **PREFERRED CARE PROGRAM**

We back our motorhomes with best-in-class support both before *and* after the sale:

- 12-month/15,000-mile basic limited warranty
- 36-month/36,000-mile limited warranty on structure
- 10-year limited parts-and-labor warranty on roof skin
- Complimentary 24-hour roadside assistance program



**TRIP Saver**  
FAST TRACK PARTS

- TripSaver® Fast Track Parts guarantees that in-stock warranty parts ship directly to your dealer within 24 hours
- National dealer service network



**WIT CLUB**

## Join the Club, Join the Fun


As a Winnebago motorhome owner, you are invited to join the WIT Club. It's a great way to take full advantage of your new coach and meet fun-loving WIT Club members from across the country who make motorhome adventures a way of life.



### Members enjoy:

- Caravans and rallies
- Newsletters
- Local and state group activities
- RV travel benefits

See more at [WITclub.com](http://WITclub.com)



### Grand National Rally

In 1969, two things happened: Neil Armstrong took mankind's first steps on the moon, and Winnebago Industries' WIT Club launched its first Grand National Rally in Forest City, Iowa. Every year since then, thousands of rally-goers connect with old friends to enjoy concerts, tours, activities, and more. Blast off for an adventurous week in July to celebrate 45 years of interstate land roving at the 2014 "Out of This World" Grand National Rally. It's a mission you'll never forget!