

# View | View Profile



View Profile

## Why View | View Profile?

- Mercedes-Benz® Sprinter chassis
- Fuel-efficient and easy to maneuver
- Ultraleather™ swivel cab seats
- Radio/Rearview Monitor System
- MCD blackout roller shades
- Available Infotainment Center with Rand McNally RV GPS
- Maximum usability with SmartSpace™ design
- Flex Bed System twin or queen bed configuration (24V)
- Powered patio awning with metal wrap
- Energy-efficient LED lighting

# View | View Profile



View Profile

## Why View | View Profile?

- Mercedes-Benz® Sprinter chassis
- Fuel-efficient and easy to maneuver
- Ultraleather™ swivel cab seats
- Radio/Rearview Monitor System
- MCD blackout roller shades
- Available Infotainment Center with Rand McNally RV GPS
- Maximum usability with SmartSpace™ design
- Flex Bed System twin or queen bed configuration (24V)
- Powered patio awning with metal wrap
- Energy-efficient LED lighting



On the cover: View 24J Desert Tan Full-Body Paint  
View Profile 24V Carbon Taupe Deluxe Graphics

24V Copperfield with Aosta Cherry Cabinetry

## Get Up and Go

Take luxury living on the road with the Winnebago View® and View® Profile, and experience the performance, towing power, and fuel economy of the reputable Mercedes-Benz® Sprinter chassis. Two roomy View floorplans offer an overhead bed with welcoming living space for comfortable dining and relaxing. With its more sleek design, the View Profile offers a walk-around queen bed or the innovative

Flex Bed System for custom sleeping accommodations on every trip. These fuel-efficient Class C motorhomes pack plenty of amenities and have surprisingly spacious interiors made possible by our SmartSpace™ design philosophy. Move forward efficiently and luxuriously in the leading, Sprinter-based Winnebago View and View Profile.



**Recognized Quality** The RV Dealers Association bestows its annual Quality Circle Award based on dealer ratings to the manufacturers that provide exceptional products, service and support. Only one manufacturer has received this honor for seventeen consecutive years: Winnebago Industries.®



On the cover: View 24J Desert Tan Full-Body Paint  
View Profile 24V Carbon Taupe Deluxe Graphics

24V Copperfield with Aosta Cherry Cabinetry

## Get Up and Go

Take luxury living on the road with the Winnebago View® and View® Profile, and experience the performance, towing power, and fuel economy of the reputable Mercedes-Benz® Sprinter chassis. Two roomy View floorplans offer an overhead bed with welcoming living space for comfortable dining and relaxing. With its more sleek design, the View Profile offers a walk-around queen bed or the innovative

Flex Bed System for custom sleeping accommodations on every trip. These fuel-efficient Class C motorhomes pack plenty of amenities and have surprisingly spacious interiors made possible by our SmartSpace™ design philosophy. Move forward efficiently and luxuriously in the leading, Sprinter-based Winnebago View and View Profile.



**Recognized Quality** The RV Dealers Association bestows its annual Quality Circle Award based on dealer ratings to the manufacturers that provide exceptional products, service and support. Only one manufacturer has received this honor for seventeen consecutive years: Winnebago Industries.®



### Best in Class

See how Winnebago takes motorhome design and function to the next level, and why we've earned the right to be called the Most Recognized Name in Motorhomes.®



Click on this icon throughout the brochure to link to more information on the web.



The **BenchMark® Full Comfort Dinette** includes innerspring cushions that flip up to reveal hidden storage bays. At night it converts into a comfortable bed (24J, 24M).



**Full-Extension Drawer Slides** make it easy to open drawers wide and maximize their storage space.



The available smooth-retracting **MCD Solar/Blackout Roller Shades** let you control your light and privacy—no matter the time of day.



The **Comfort Sofa Sleeper** quickly converts from a sofa into a comfortable bed with self-inflating mattress that automatically maintains proper inflation (standard on 24M, 24G, 24V).



The **L-Shaped Sectional** available in the View Profile extends to seat more guests when you are parked. Add the removable pedestal table for an instant dining space (24G, 24V).



### Best in Class

See how Winnebago takes motorhome design and function to the next level, and why we've earned the right to be called the Most Recognized Name in Motorhomes.®



Click on this icon throughout the brochure to link to more information on the web.



**Full-Extension Drawer Slides** make it easy to open drawers wide and maximize their storage space.



The **Comfort Sofa Sleeper** quickly converts from a sofa into a comfortable bed with self-inflating mattress that automatically maintains proper inflation (standard on 24M, 24G, 24V).



The **BenchMark® Full Comfort Dinette** includes innerspring cushions that flip up to reveal hidden storage bays. At night it converts into a comfortable bed (24J, 24M).



The available smooth-retracting **MCD Solar/Blackout Roller Shades** let you control your light and privacy—no matter the time of day.



The **L-Shaped Sectional** available in the View Profile extends to seat more guests when you are parked. Add the removable pedestal table for an instant dining space (24G, 24V).





24J Copperfield with Aosta Cherry Cabinetry

The View and View Profile pay close attention to detail, employing energy-conserving LED lighting that reduces energy consumption by up to 70 percent and offering the available powered skylight/roof vent with a sliding screen and pleated shade. Add the Interior Upgrade Package for MCD solar/blackout roller shades and a host of other interior features that make your adventures more enjoyable.



24V Available Powered Skylight/Roof Vent



HDTV



24J Copperfield with Aosta Cherry Cabinetry

The View and View Profile pay close attention to detail, employing energy-conserving LED lighting that reduces energy consumption by up to 70 percent and offering the available powered skylight/roof vent with a sliding screen and pleated shade. Add the Interior Upgrade Package for MCD solar/blackout roller shades and a host of other interior features that make your adventures more enjoyable.



24V Available Powered Skylight/Roof Vent



HDTV



The versatility and convenience of the microwave/convection oven with a vented range fan allows you to create fabulous meals while saving space. The wood covers for the stainless steel double-bowl sink, available with the Interior Package Upgrade, give you even more room for meal preparation. Add the water filtration system for refreshing drinking water wherever you go.



Two-Burner Range Top with Cover (Up)



Two-Burner Range Top with Cover (Down)



24V Copperfield with Aosta Cherry Cabinetry



Refrigerator/Freezer



Full-Extension Drawer Slides

The versatility and convenience of the microwave/convection oven with a vented range fan allows you to create fabulous meals while saving space. The wood covers for the stainless steel double-bowl sink, available with the Interior Package Upgrade, give you even more room for meal preparation. Add the water filtration system for refreshing drinking water wherever you go.



24V Copperfield with Aosta Cherry Cabinetry



Two-Burner Range Top with Cover (Up)



Two-Burner Range Top with Cover (Down)



Refrigerator/Freezer



Full-Extension Drawer Slides



BenchMark Full Comfort Dinette

The BenchMark® full comfort dinette with innerspring cushions that flip up for access to hidden storage compartments comes standard in the View. You can choose the standard Comfort Sofa Sleeper with a movable table or the available L-shaped sectional dinette in the View Profile.



BenchMark Full Comfort Dinette Storage



BenchMark Full Comfort Dinette

The BenchMark® full comfort dinette with innerspring cushions that flip up for access to hidden storage compartments comes standard in the View. You can choose the standard Comfort Sofa Sleeper with a movable table or the available L-shaped sectional dinette in the View Profile.



BenchMark Full Comfort Dinette Storage



24V Flex Bed as Queen Bed



24J Vanity

The Flex Bed System in the 24V provides the ultimate flexibility, easily converting between two twin beds and a queen bed. Choose the 24G with a walk-around queen bed featuring a memory foam mattress. Available amenities include a 22" HDTV (24J, 24G, and 24V) and a 1,000-watt inverter with dedicated 110-volt outlet connection for convenient access to power when shoreline power is not available.



24V Flex Bed as Twin Beds



24V Bathroom



24J Wardrobe



24V Flex Bed as Queen Bed



24J Vanity

The Flex Bed System in the 24V provides the ultimate flexibility, easily converting between two twin beds and a queen bed. Choose the 24G with a walk-around queen bed featuring a memory foam mattress. Available amenities include a 22" HDTV (24J, 24G, and 24V) and a 1,000-watt inverter with dedicated 110-volt outlet connection for convenient access to power when shoreline power is not available.



24V Flex Bed as Twin Beds



24V Bathroom



24J Wardrobe



Dash

Getting to your destination is even more comfortable in the luxurious Ultraleather™ cab seats. Once you arrive, they swivel to increase the lounge's living space. The Radio/Rearview Monitor System with a touch screen radio lets you listen to CDs or MP3s and incorporates the rearview monitor for safe backing and maneuvering. Upgrade to the available Infotainment Center with Rand McNally RV GPS with SiriusXM™ satellite radio (subscription not included) for exceptional digital selections and premium trip guidance.



Swivel Cab Seats



Available Infotainment Center with Rand McNally RV GPS



Dash

Getting to your destination is even more comfortable in the luxurious Ultraleather™ cab seats. Once you arrive, they swivel to increase the lounge's living space. The Radio/Rearview Monitor System with a touch screen radio lets you listen to CDs or MP3s and incorporates the rearview monitor for safe backing and maneuvering. Upgrade to the available Infotainment Center with Rand McNally RV GPS with SiriusXM™ satellite radio (subscription not included) for exceptional digital selections and premium trip guidance.



Swivel Cab Seats



Available Infotainment Center with Rand McNally RV GPS



The standard powered patio awning with a metal wrap and LED lighting lets you enjoy the outdoors in shaded comfort. Plus, an available exterior speaker system comes with a remote extender to help maximize your outdoor entertainment.





The standard powered patio awning with a metal wrap and LED lighting lets you enjoy the outdoors in shaded comfort. Plus, an available exterior speaker system comes with a remote extender to help maximize your outdoor entertainment.





### Fiberglass Roof

The crowned, one-piece fiberglass roof is backed by a 10-year limited parts-and-labor roof skin warranty.

### Rubber Can't Cut It

Rubber roofs used by competitors can streak and degrade over time.

### Interlocking Joints

Specially engineered interlocking joints connect the floor, sidewalls and roof where competitors often rely on simple screws to bear the weight.



### Embedded Steel

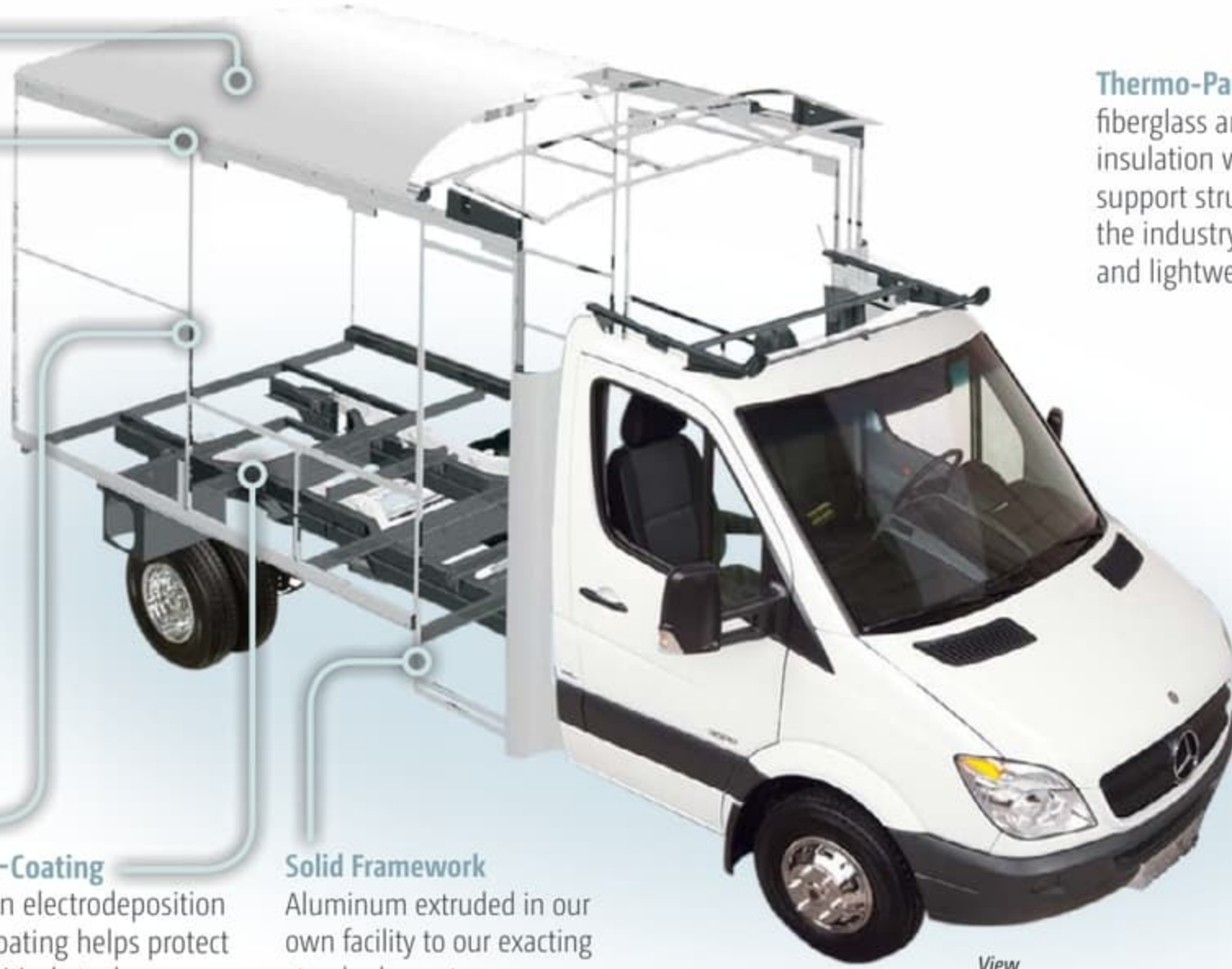
Metal substructures embedded into the sidewall provide solid attachment points to keep cabinets and appliances mounted securely in place.

### E-Coating

An electrodeposition coating helps protect critical steel components.

### Solid Framework

Aluminum extruded in our own facility to our exacting standards creates an extremely strong and solid structural framework.



View

**Thermo-Panel® Sidewalls** By layering fiberglass and high-density block foam insulation with welded aluminum support structures, we create some of the industry's strongest, most durable and lightweight sidewalls.

### Laser-Cut Tubing

Precision laser cutters create precise joints in structural steel that are stronger and require less welding.



# SUPER STRUCTURE

BUILT TO LAST

Every coach—from our smallest Class C to our largest diesel-pusher model—is built to Winnebago's® legendary SuperStructure® construction standards. It's a process developed and refined over more than 50 years of building some of the strongest, most durable coaches in the industry.



### Fiberglass Roof

The crowned, one-piece fiberglass roof is backed by a 10-year limited parts-and-labor roof skin warranty.

### Rubber Can't Cut It

Rubber roofs used by competitors can streak and degrade over time.

### Interlocking Joints

Specially engineered interlocking joints connect the floor, sidewalls and roof where competitors often rely on simple screws to bear the weight.



### Embedded Steel

Metal substructures embedded into the sidewall provide solid attachment points to keep cabinets and appliances mounted securely in place.

### E-Coating

An electrodeposition coating helps protect critical steel components.

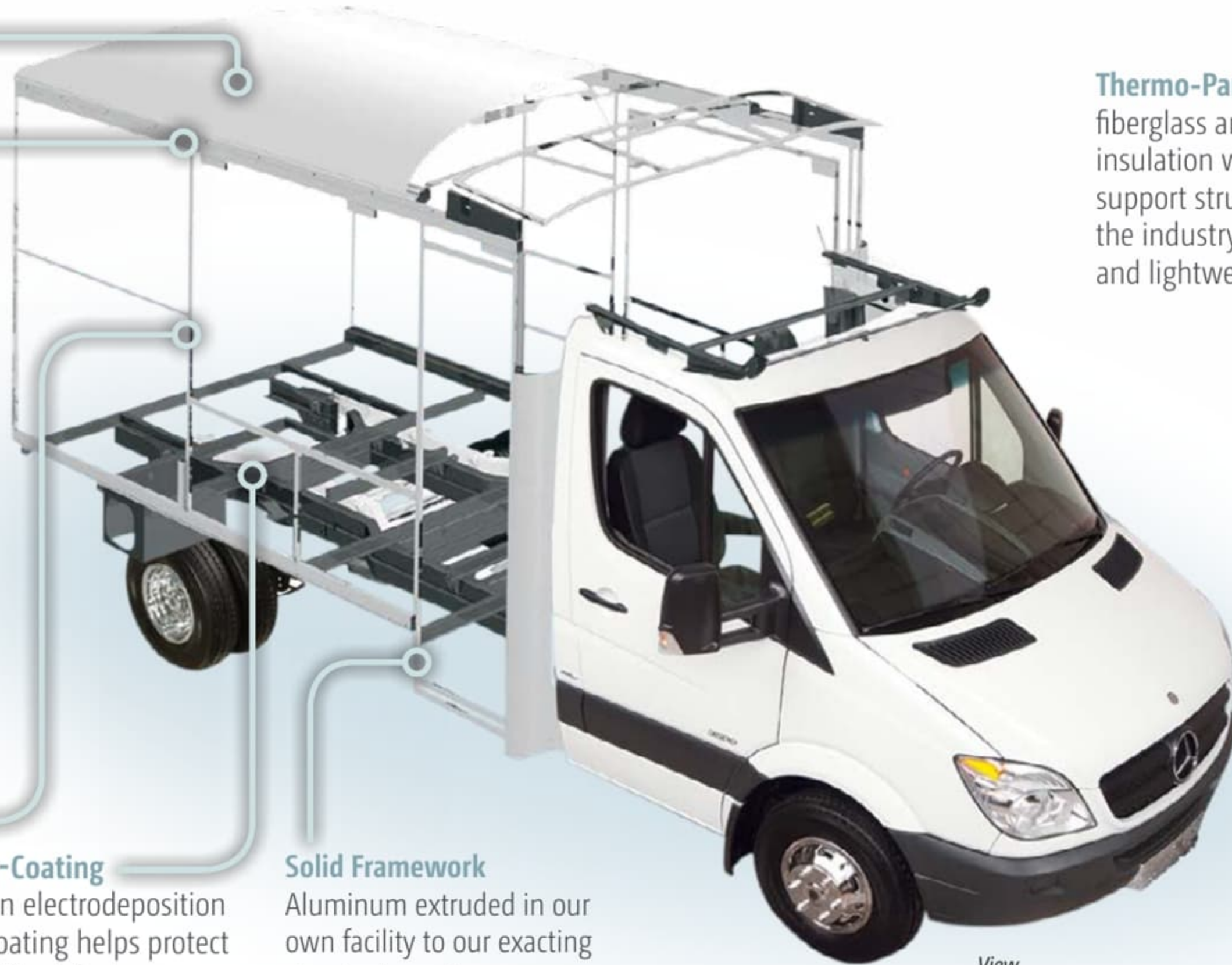
### Solid Framework

Aluminum extruded in our own facility to our exacting standards creates an extremely strong and solid structural framework.

**Thermo-Panel® Sidewalls** By layering fiberglass and high-density block foam insulation with welded aluminum support structures, we create some of the industry's strongest, most durable and lightweight sidewalls.

### Laser-Cut Tubing

Precision laser cutters create precise joints in structural steel that are stronger and require less welding.



View

# SUPER STRUCTURE

BUILT TO LAST

Every coach—from our smallest Class C to our largest diesel-pusher model—is built to Winnebago's® legendary SuperStructure® construction standards. It's a process developed and refined over more than 50 years of building some of the strongest, most durable coaches in the industry.



**TESTING** Before rolling out of our factories, every coach undergoes an extensive 113-point inspection. Each coach also passes a high-pressure water test that simulates rain at a rate of 50-inches per hour to check for leaks. During the design process, our computer simulations, physical testing center, and rigorous test track ensure each model is built to last.



**DETAILS** At Winnebago Industries, we treat the features you can't see with the same care as the ones you can. Look in the access panels of some of our competitors' coaches and you'll see loose insulation and wires haphazardly strewn about. Winnebago Industries maintains a clean fit and finish throughout so your coach will last for the long haul.



**BUILT IN-HOUSE** We extrude our own aluminum. We rotocast our own plastic components. In fact, we manufacture most of our own parts so they are designed to fit the space, rather than fitting the space to an awkward off-the-shelf component size.



**SUPER  
STRUCTURE**  
BUILT TO LAST

 Visit [BetterBuiltRVs.com](http://BetterBuiltRVs.com) to gain real insight into what goes into a Winnebago Industries motorhome.

**TAKE A TOUR** We're proud of our processes, state-of-the-art facilities, and the people who make Winnebago Industries number one. We invite you to visit our complex in Forest City, Iowa, for a first-hand look at the dedication and technology behind every motorhome we build.





**TESTING** Before rolling out of our factories, every coach undergoes an extensive 113-point inspection. Each coach also passes a high-pressure water test that simulates rain at a rate of 50-inches per hour to check for leaks. During the design process, our computer simulations, physical testing center, and rigorous test track ensure each model is built to last.



**DETAILS** At Winnebago Industries, we treat the features you can't see with the same care as the ones you can. Look in the access panels of some of our competitors' coaches and you'll see loose insulation and wires haphazardly strewn about. Winnebago Industries maintains a clean fit and finish throughout so your coach will last for the long haul.



**BUILT IN-HOUSE** We extrude our own aluminum. We rotocast our own plastic components. In fact, we manufacture most of our own parts so they are designed to fit the space, rather than fitting the space to an awkward off-the-shelf component size.



**SUPER  
STRUCTURE**  
BUILT TO LAST

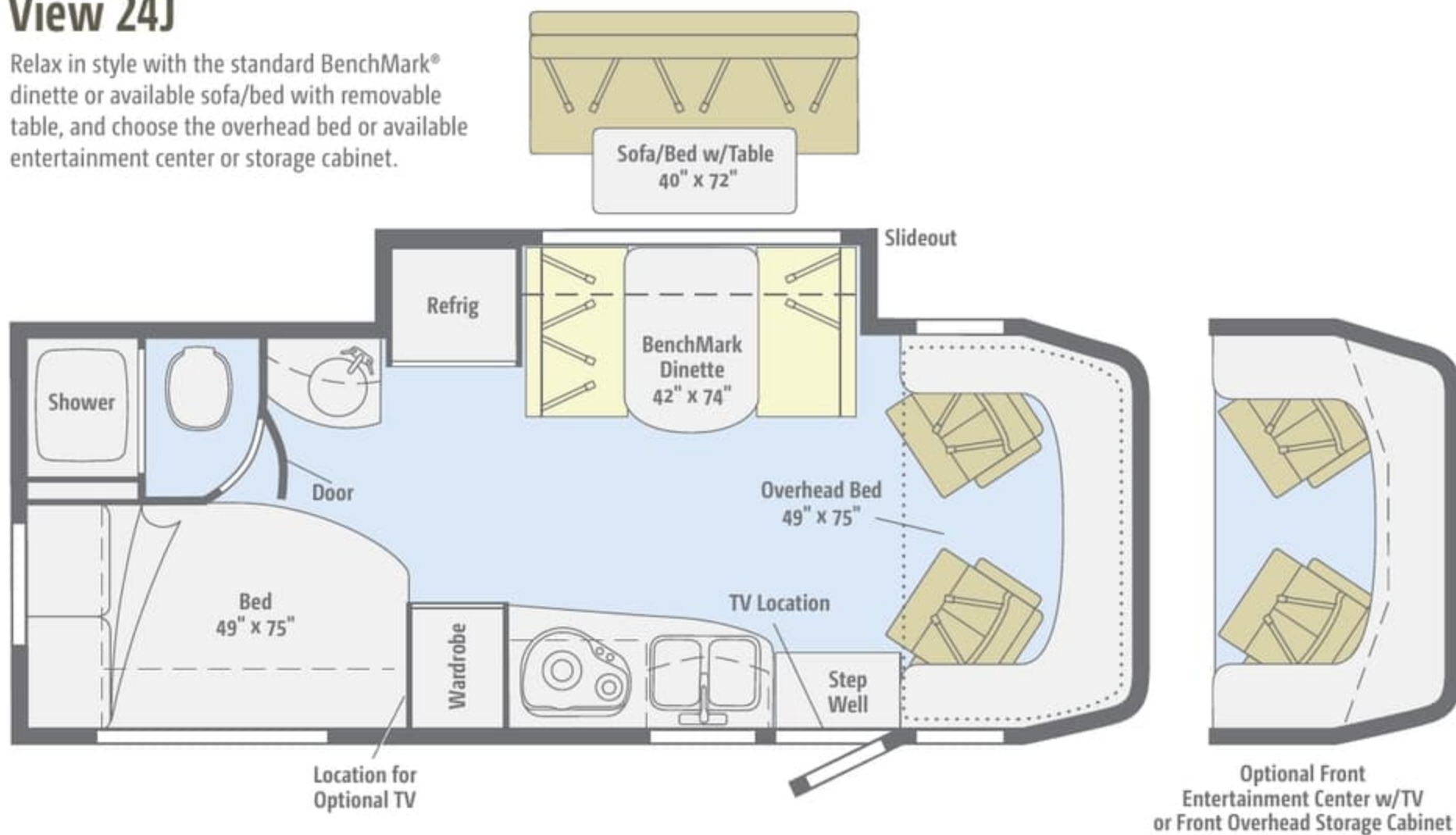
 Visit [BetterBuiltRVs.com](http://BetterBuiltRVs.com) to gain real insight into what goes into a Winnebago Industries motorhome.

**TAKE A TOUR** We're proud of our processes, state-of-the-art facilities, and the people who make Winnebago Industries number one. We invite you to visit our complex in Forest City, Iowa, for a first-hand look at the dedication and technology behind every motorhome we build.



### View 24J

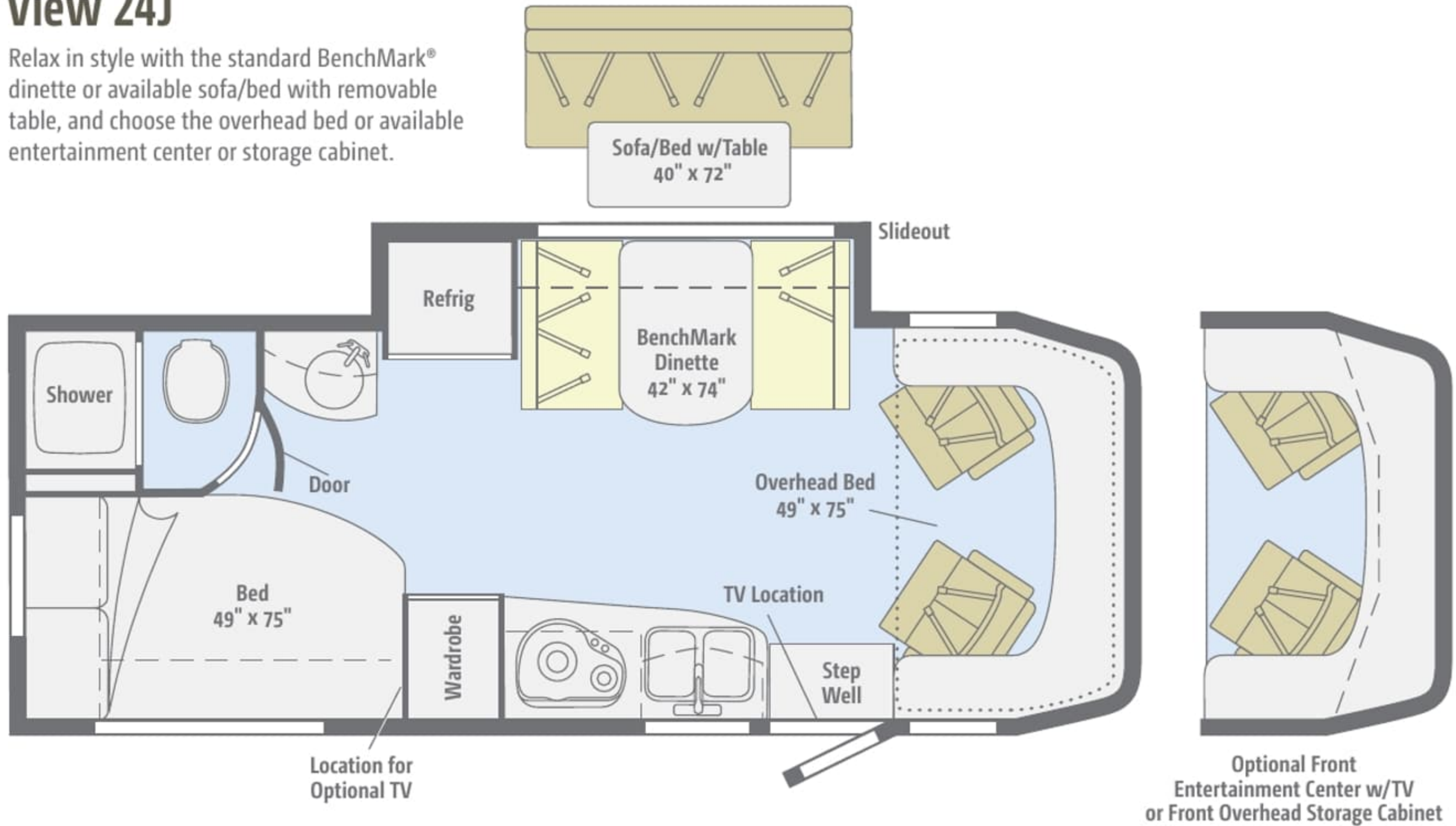
Relax in style with the standard BenchMark® dinette or available sofa/bed with removable table, and choose the overhead bed or available entertainment center or storage cabinet.



Dimensions shown are for sleeping space only and may vary due to styling differences. Dashed lines denote overhead storage areas. Floorplans and specifications are also available online at [GoWinnebago.com](http://GoWinnebago.com).

### View 24J

Relax in style with the standard BenchMark® dinette or available sofa/bed with removable table, and choose the overhead bed or available entertainment center or storage cabinet.



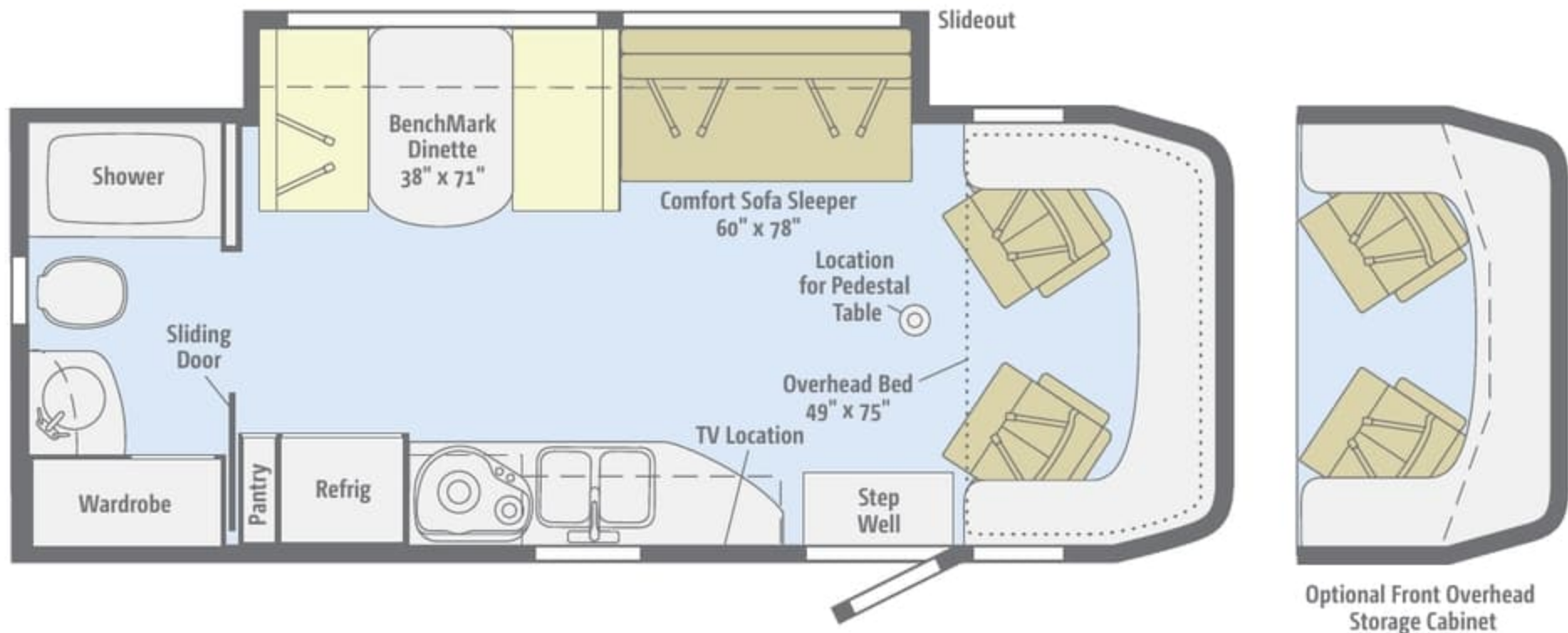
Standard Ultraleather	Optional Ultraleather	Vinyl

Dimensions shown are for sleeping space only and may vary due to styling differences. Dashed lines denote overhead storage areas. Floorplans and specifications are also available online at [GoWinnebago.com](http://GoWinnebago.com).



### View 24M

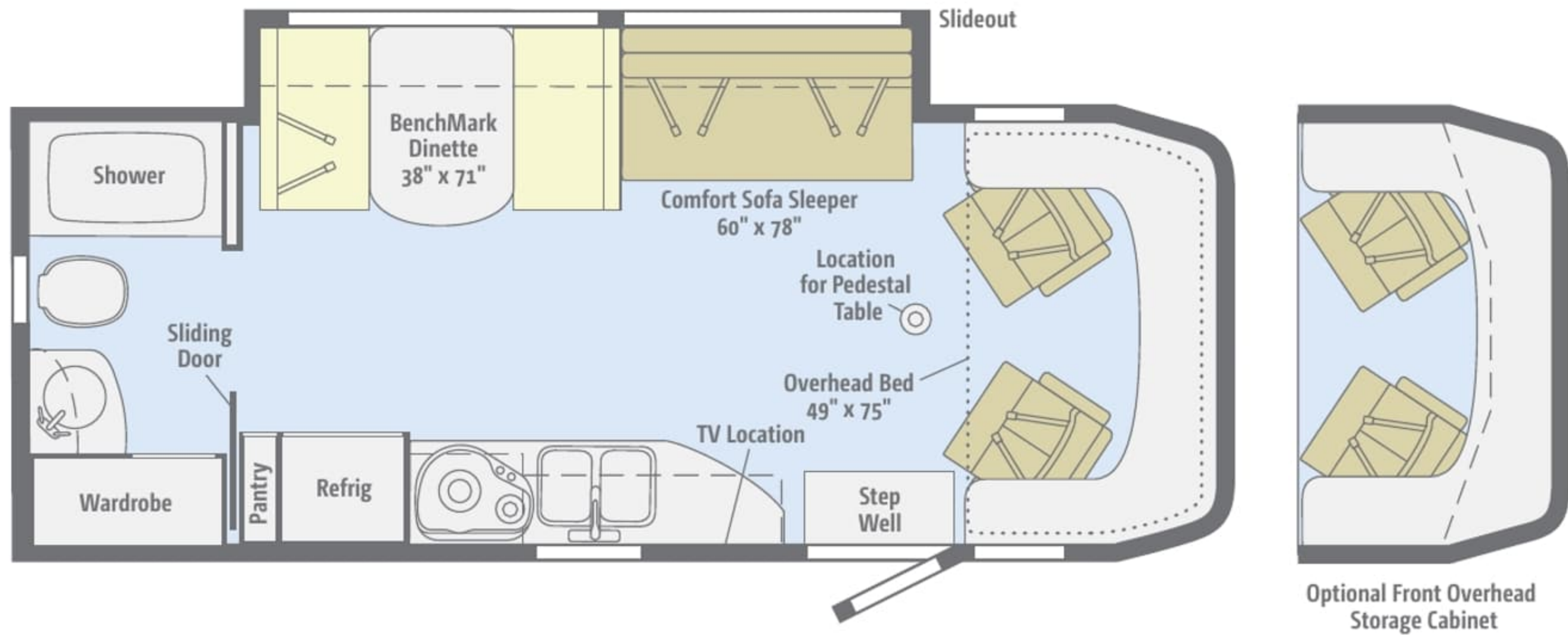
Enjoy the welcoming living space with a Comfort Sofa Sleeper, large slideout, swivel cab seats, and a user-friendly galley.



Dimensions shown are for sleeping space only and may vary due to styling differences. Dashed lines denote overhead storage areas. Floorplans and specifications are also available online at [GoWinnebago.com](http://GoWinnebago.com).

## View 24M

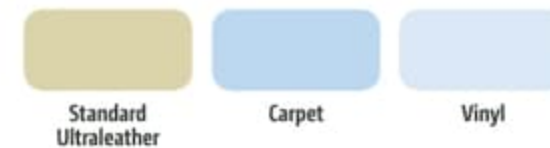
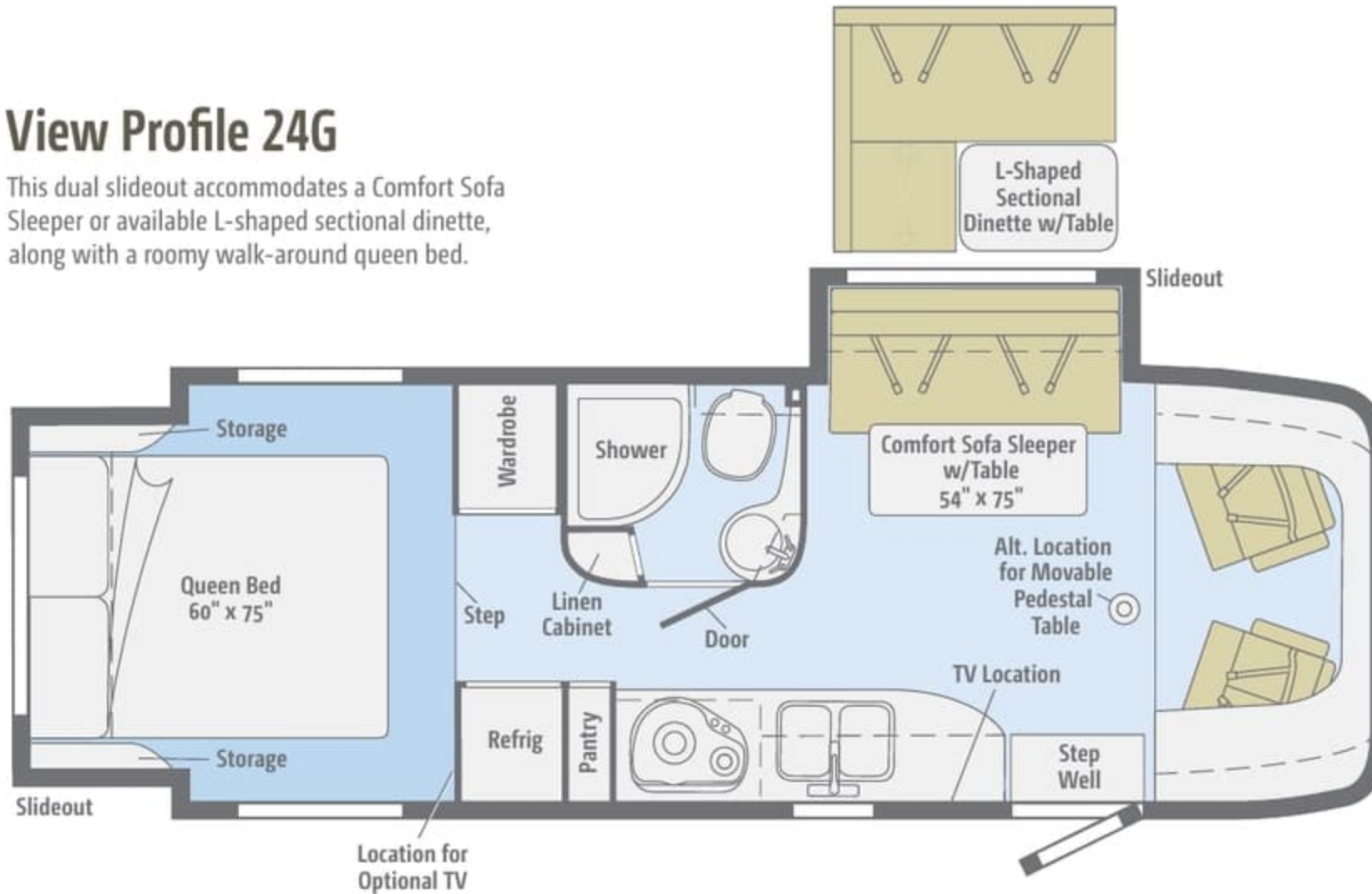
Enjoy the welcoming living space with a Comfort Sofa Sleeper, large slideout, swivel cab seats, and a user-friendly galley.



Dimensions shown are for sleeping space only and may vary due to styling differences. Dashed lines denote overhead storage areas. Floorplans and specifications are also available online at [GoWinnebago.com](http://GoWinnebago.com).

### View Profile 24G

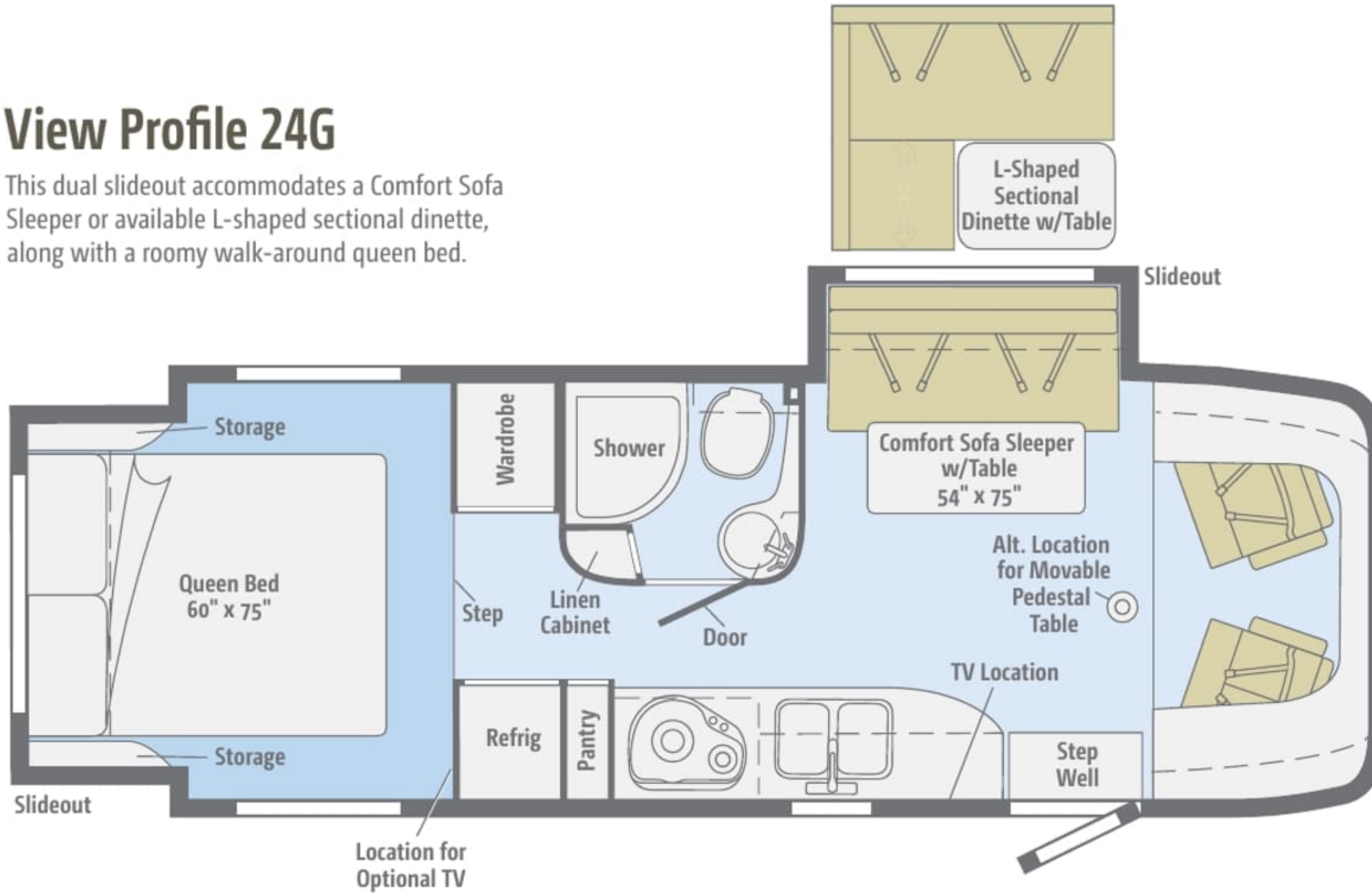
This dual slideout accommodates a Comfort Sofa Sleeper or available L-shaped sectional dinette, along with a roomy walk-around queen bed.



Dimensions shown are for sleeping space only and may vary due to styling differences. Dashed lines denote overhead storage areas. Floorplans and specifications are also available online at [GoWinnebago.com](http://GoWinnebago.com).

### View Profile 24G

This dual slideout accommodates a Comfort Sofa Sleeper or available L-shaped sectional dinette, along with a roomy walk-around queen bed.



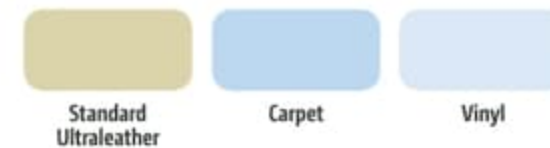
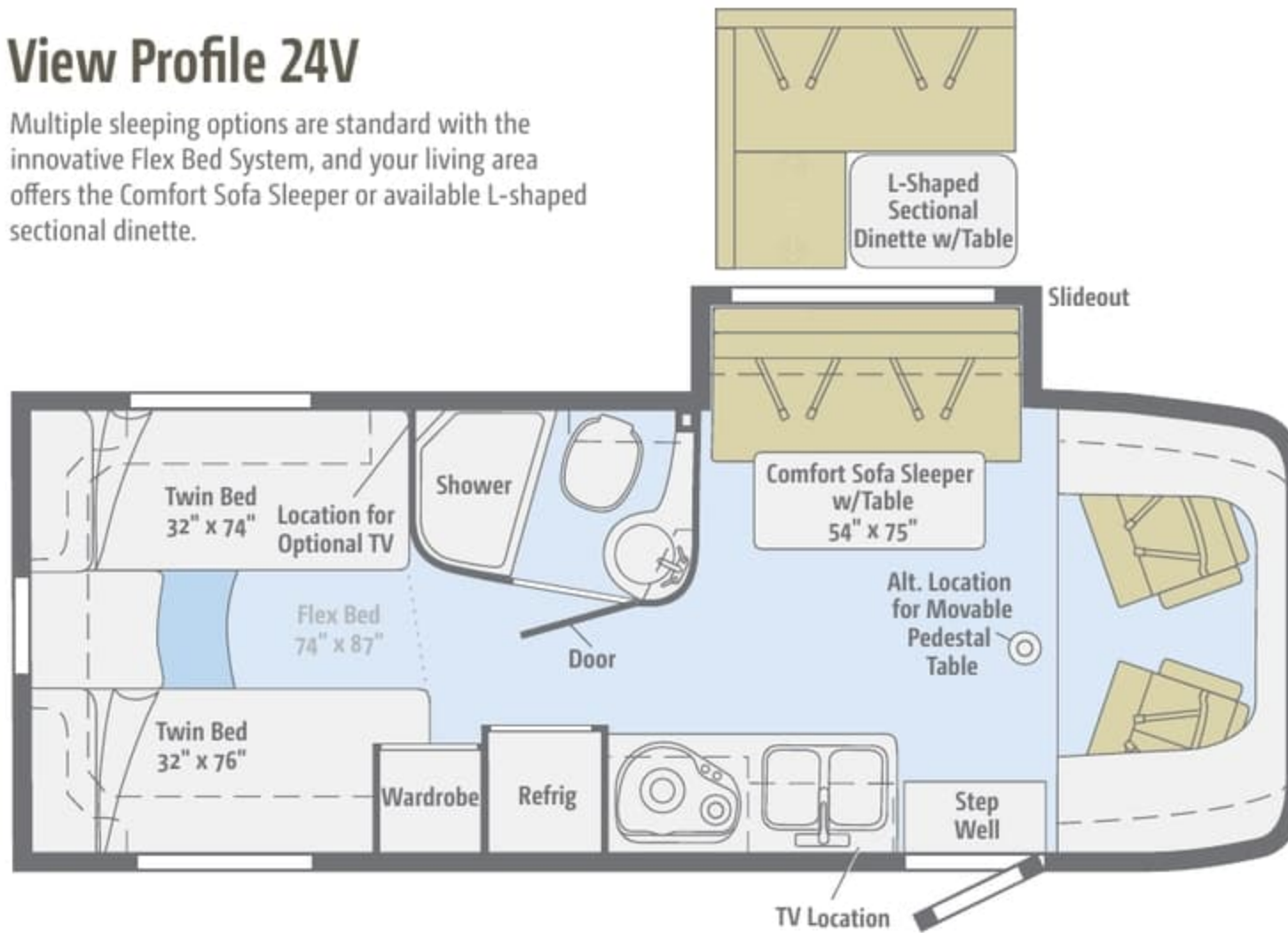
Standard Ultraleather	Carpet	Vinyl

Dimensions shown are for sleeping space only and may vary due to styling differences. Dashed lines denote overhead storage areas. Floorplans and specifications are also available online at [GoWinnebago.com](http://GoWinnebago.com).



### View Profile 24V

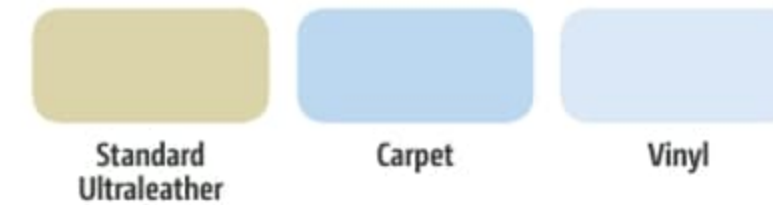
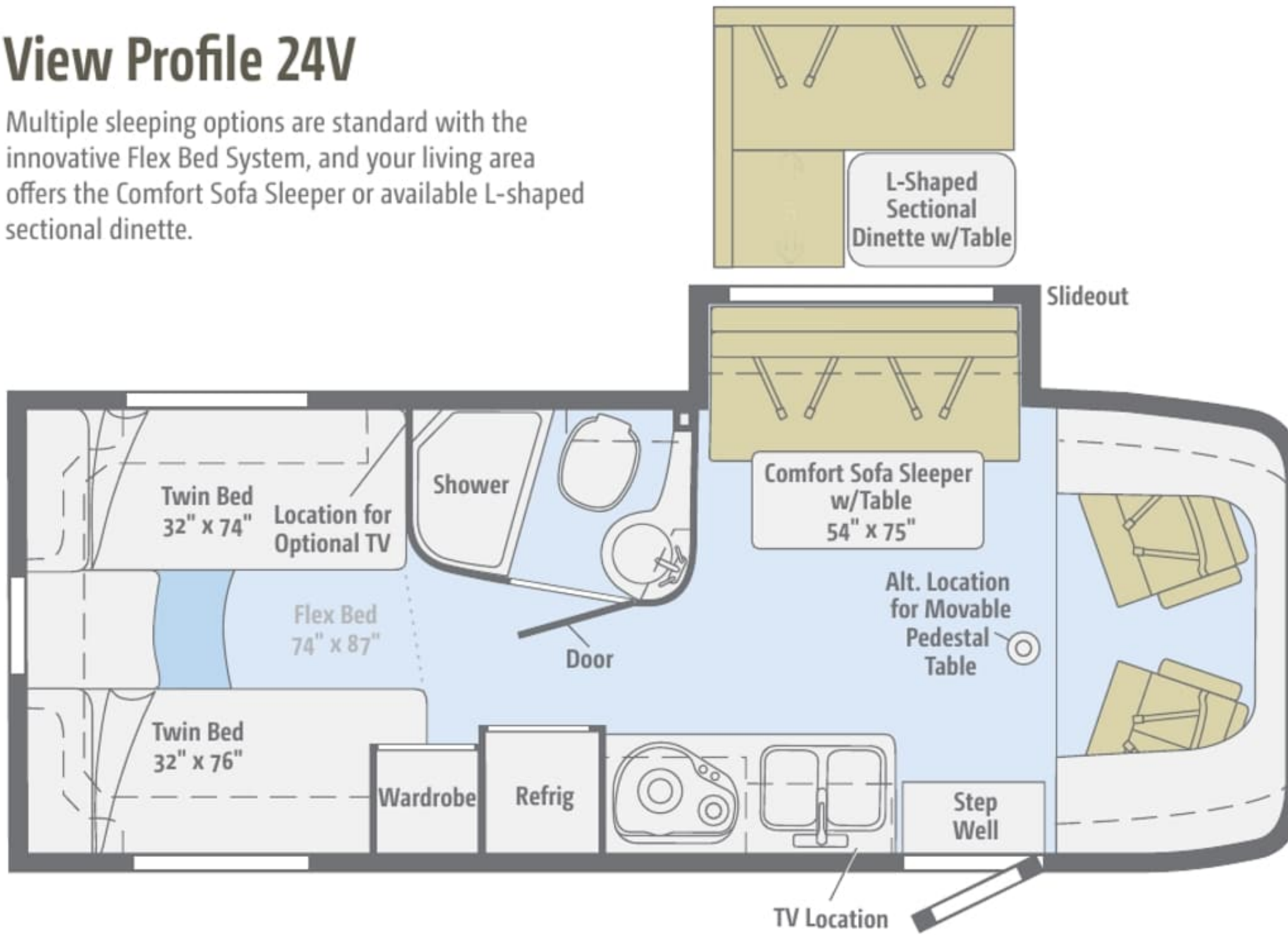
Multiple sleeping options are standard with the innovative Flex Bed System, and your living area offers the Comfort Sofa Sleeper or available L-shaped sectional dinette.



Dimensions shown are for sleeping space only and may vary due to styling differences. Dashed lines denote overhead storage areas. Floorplans and specifications are also available online at [GoWinnebago.com](http://GoWinnebago.com).

## View Profile 24V

Multiple sleeping options are standard with the innovative Flex Bed System, and your living area offers the Comfort Sofa Sleeper or available L-shaped sectional dinette.



Dimensions shown are for sleeping space only and may vary due to styling differences. Dashed lines denote overhead storage areas. Floorplans and specifications are also available online at [GoWinnebago.com](http://GoWinnebago.com).



Choose from three fabric collections and two wood finishes with Satin Nickel hardware.

## Satellite



Main



Ultraleather



Accent



Bedspread



Laminate Countertop



Wall Board



Carpet



Vinyl



Aosta Cherry



High-Gloss\*  
Marbella Cherry

\*Running line change beginning with fall 2013 production.  
High-Gloss Marbella Cherry on cabinet door and drawer fronts.

*Winnebago Industries\* reserves the right to change décor materials and specifications without notice or obligation.*



Choose from three fabric collections and two wood finishes with Satin Nickel hardware.

## Satellite



Main



Ultraleather



Accent



Bedspread



Laminate Countertop



Wall Board



Carpet



Vinyl



Aosta Cherry



High-Gloss\*  
Marbella Cherry

\*Running line change beginning with fall 2013 production.  
High-Gloss Marbella Cherry on cabinet door and drawer fronts.

*Winnebago Industries\* reserves the right to change décor materials and specifications without notice or obligation.*





Choose from three fabric collections and two wood finishes with Satin Nickel hardware.

## Studio B



Main



Ultraleather



Accent



Bedspread



Laminate Countertop



Wall Board



Carpet



Vinyl



Aosta Cherry



High-Gloss\*  
Marbella Cherry

\*Running line change beginning with fall 2013 production.  
High-Gloss Marbella Cherry on cabinet door and drawer fronts.

*Winnebago Industries\* reserves the right to change décor materials and specifications without notice or obligation.*



Choose from three fabric collections and two wood finishes with Satin Nickel hardware.

## Studio B



Main



Ultraleather



Accent



Bedspread



Laminate Countertop



Wall Board



Carpet



Vinyl



Aosta Cherry



High-Gloss\*  
Marbella Cherry

\*Running line change beginning with fall 2013 production.  
High-Gloss Marbella Cherry on cabinet door and drawer fronts.

*Winnebago Industries\* reserves the right to change décor materials and specifications without notice or obligation.*



Choose from three fabric collections and two wood finishes with Satin Nickel hardware.

## Copperfield



Main



Ultraleather



Accent



Bedspread



Laminate Countertop



Wall Board



Carpet



Vinyl



Aosta Cherry



High-Gloss\*  
Marbella Cherry

\*Running line change beginning with fall 2013 production.  
High-Gloss Marbella Cherry on cabinet door and drawer fronts.

*Winnebago Industries\* reserves the right to change décor materials and specifications without notice or obligation.*



Choose from three fabric collections and two wood finishes with Satin Nickel hardware.

## Copperfield



Main



Ultraleather



Accent



Bedspread



Laminate Countertop



Wall Board



Carpet



Vinyl



Aosta Cherry



High-Gloss\*  
Marbella Cherry

\*Running line change beginning with fall 2013 production. High-Gloss Marbella Cherry on cabinet door and drawer fronts.

*Winnebago Industries\* reserves the right to change décor materials and specifications without notice or obligation.*

# View | View Profile

Graphics & Paint



The View looks sharp in deluxe graphics or available full-body paint.  
*Champagne sidewalls replacing Taupe sidewalls as running line change February 2014.*



**Mojave**  
DELUXE GRAPHICS



**Mojave Taupe**  
DELUXE GRAPHICS



**Mojave Champagne**  
DELUXE GRAPHICS

The View looks sharp in deluxe graphics or available full-body paint.  
*Champagne sidewalls replacing Taupe sidewalls as running line change February 2014.*



**Mojave**  
DELUXE GRAPHICS



**Mojave Taupe**  
DELUXE GRAPHICS



**Mojave Champagne**  
DELUXE GRAPHICS



The View looks sharp in deluxe graphics or available full-body paint.  
*Champagne sidewalls replacing Taupe sidewalls as running line change February 2014.*



**Carbon**  
DELUXE GRAPHICS



**Carbon Taupe**  
DELUXE GRAPHICS



**Carbon Champagne**  
DELUXE GRAPHICS



The View looks sharp in deluxe graphics or available full-body paint.  
*Champagne sidewalls replacing Taupe sidewalls as running line change February 2014.*



**Carbon**  
DELUXE GRAPHICS



**Carbon Taupe**  
DELUXE GRAPHICS



**Carbon Champagne**  
DELUXE GRAPHICS



# View | View Profile

Graphics & Paint



The View looks sharp in deluxe graphics or available full-body paint.



**Pacific**  
FULL-BODY PAINT



**Mineral**  
FULL-BODY PAINT



**Desert Tan**  
FULL-BODY PAINT



**Hot Charcoal**  
FULL-BODY PAINT

# View | View Profile

Graphics & Paint



The View looks sharp in deluxe graphics or available full-body paint.



**Pacific**  
FULL-BODY PAINT



**Mineral**  
FULL-BODY PAINT



**Desert Tan**  
FULL-BODY PAINT



**Hot Charcoal**  
FULL-BODY PAINT



The View Profile looks sharp in deluxe graphics or available full-body paint.  
*Champagne sidewalls replacing Taupe sidewalls as running line change February 2014.*



**Mojave**  
DELUXE GRAPHICS



**Mojave Taupe**  
DELUXE GRAPHICS



**Mojave Champagne**  
DELUXE GRAPHICS



The View Profile looks sharp in deluxe graphics or available full-body paint.  
*Champagne sidewalls replacing Taupe sidewalls as running line change February 2014.*



**Mojave**  
DELUXE GRAPHICS



**Mojave Taupe**  
DELUXE GRAPHICS



**Mojave Champagne**  
DELUXE GRAPHICS



The View Profile looks sharp in deluxe graphics or available full-body paint.  
*Champagne sidewalls replacing Taupe sidewalls as running line change February 2014.*



**Carbon**  
DELUXE GRAPHICS



**Carbon Taupe**  
DELUXE GRAPHICS



**Carbon Champagne**  
DELUXE GRAPHICS

# View | View Profile

Graphics & Paint



The View Profile looks sharp in deluxe graphics or available full-body paint.  
*Champagne sidewalls replacing Taupe sidewalls as running line change February 2014.*



**Carbon**  
DELUXE GRAPHICS



**Carbon Taupe**  
DELUXE GRAPHICS



**Carbon Champagne**  
DELUXE GRAPHICS



The View Profile looks sharp in deluxe graphics or available full-body paint.



**Pacific**  
FULL-BODY PAINT



**Mineral**  
FULL-BODY PAINT



**Desert Tan**  
FULL-BODY PAINT



**Hot Charcoal**  
FULL-BODY PAINT

The View Profile looks sharp in deluxe graphics or available full-body paint.



**Pacific**  
FULL-BODY PAINT



**Mineral**  
FULL-BODY PAINT



**Desert Tan**  
FULL-BODY PAINT



**Hot Charcoal**  
FULL-BODY PAINT



## Weights & Measures

	24J	24M	24G	24V
Length	24'6"	24'6"	25'5"	25'5"
Exterior Height <sup>1</sup>	11'3"	11'3"	11'3"	11'3"
Exterior Width	7'6"	7'6"	7'6"	7'6"
Exterior Storage <sup>2</sup> (cu. ft.)	43.1	37.4	43	43
Awning Length	15'	15'	16'	16'
Interior Height	6'8"	6'8"	6'8"	6'8"
Interior Width	7'3"	7'3"	7'3"	7'3"
Freshwater Tank Capacity <sup>3</sup> (gal.)	29	32	31	31
Water Heater Capacity (gal.)	6	6	6	6
Holding Tank Capacity - Black/Gray <sup>3</sup> (gal.)	29/35	32/36	36/36	36/36
LP Capacity <sup>4</sup> (gal.)	13	13	13	13
Fuel Capacity (gal.)	26.4	26.4	26.4	26.4
GCWR <sup>5</sup> (lbs.)	15,250	15,250	15,250	15,250
GVWR (lbs.)	11,030	11,030	11,030	11,030
GAWR - Front (lbs.)	4,410	4,410	4,410	4,410
GAWR - Rear (lbs.)	7,720	7,720	7,720	7,720
Wheelbase	170"	170"	170"	170"

## Optional Package Upgrade

**Interior Upgrade Package** Galley backsplash, removable cab carpet, refrigerator w/stainless steel facade insert (24J, 24M), 2 wood sink covers, sofa throw pillow, MCD solar/blackout roller shades

## Cab Conveniences

**Radio/Rearview Monitor System** 6" touch screen color monitor, handheld remote, iPod®/MP3 input, rear camera

**Cab seats** armrest, adjustable lumbar support, headrest, recline, swivel and slide

**Airbags** driver and passenger

**3-point seat belts**

**Power door locks w/remote**

**Power windows**

**Power mirrors w/defrost and turn signals**

**Cruise control**

**Chassis/house battery radio power switch**

**Power steering w/tilt and telescope wheel**

**Sunvisors**

**12-volt powerpoints**

**Pleated cab window blinds** (24G, 24V)

### OPTIONAL EQUIPMENT

**Infotainment Center with Rand McNally RV GPS** 6" touch screen color monitor w/split screen function, Rand McNally RV GPS safe & easy routing, amenities & tools, trips & content, turn-by-turn voice guidance, AM/FM radio w/CD/DVD player, handheld remote, SiriusXM™ (subscription not included), compass, outside temperature, iPod/iPhone® audio integration, Bluetooth™, color rearview camera

**Pleated cab window blinds** (24J, 24M)

**Dash appliqué package**

## Interior

**Front overhead bunk w/ladder and bunk privacy curtain** (24J, 24M)

**Stereo System** AM/FM, alarm clock, CD/DVD player, input jack, Bluetooth, two speakers and subwoofer

**22" HDTV** (24J, 24V)

## Mercedes-Benz® Sprinter Chassis

**3.0L 6-cylinder, 188-hp turbo-diesel engine**

**Adaptive ESP® technology**

**5-speed automatic transmission w/Tip Shift technology**

**4-wheel ABS**

**220-amp. alternator**

**Trailer Hitch** 5,000-lb. drawbar/500-lb. maximum vertical tongue weight w/7-pin connector

**Stainless steel wheel liners**

### OPTIONAL EQUIPMENT

**Stylized aluminum wheels**

**2.1L Mercedes-Benz 4-cylinder, 161-hp, turbo-diesel engine, 7-speed automatic tip-shift transmission, 220-amp. alternator**



Mercedes-Benz  
Sprinter Chassis

## Weights & Measures

	24J	24M	24G	24V
Length	24'6"	24'6"	25'5"	25'5"
Exterior Height <sup>1</sup>	11'3"	11'3"	11'3"	11'3"
Exterior Width	7'6"	7'6"	7'6"	7'6"
Exterior Storage <sup>2</sup> (cu. ft.)	43.1	37.4	43	43
Awning Length	15'	15'	16'	16'
Interior Height	6'8"	6'8"	6'8"	6'8"
Interior Width	7'3"	7'3"	7'3"	7'3"
Freshwater Tank Capacity <sup>3</sup> (gal.)	29	32	31	31
Water Heater Capacity (gal.)	6	6	6	6
Holding Tank Capacity - Black/Gray <sup>3</sup> (gal.)	29/35	32/36	36/36	36/36
LP Capacity <sup>4</sup> (gal.)	13	13	13	13
Fuel Capacity (gal.)	26.4	26.4	26.4	26.4
GCWR <sup>5</sup> (lbs.)	15,250	15,250	15,250	15,250
GVWR (lbs.)	11,030	11,030	11,030	11,030
GAWR - Front (lbs.)	4,410	4,410	4,410	4,410
GAWR - Rear (lbs.)	7,720	7,720	7,720	7,720
Wheelbase	170"	170"	170"	170"

## Mercedes-Benz® Sprinter Chassis

3.0L 6-cylinder, 188-hp turbo-diesel engine

Adaptive ESP® technology

5-speed automatic transmission w/Tip Shift technology

4-wheel ABS

220-amp. alternator

Trailer Hitch<sup>6</sup> 5,000-lb. drawbar/500-lb. maximum vertical tongue weight w/7-pin connector

Stainless steel wheel liners

### OPTIONAL EQUIPMENT

Stylized aluminum wheels

2.1L Mercedes-Benz 4-cylinder, 161-hp, turbo-diesel engine, 7-speed automatic tip-shift transmission, 220-amp. alternator



Mercedes-Benz Sprinter Chassis

## Optional Package Upgrade

**Interior Upgrade Package** Galley backsplash, removable cab carpet, refrigerator w/stainless steel facade insert (24J, 24M), 2 wood sink covers, sofa throw pillow, MCD solar/blackout roller shades

## Cab Conveniences

**Radio/Rearview Monitor System** 6" touch screen color monitor, handheld remote, iPod®/MP3 input, rear camera

**Cab seats** armrest, adjustable lumbar support, headrest, recline, swivel and slide

**Airbags** driver and passenger

**3-point seat belts**

**Power door locks w/remote**

**Power windows**

**Power mirrors w/defrost and turn signals**

**Cruise control**

**Chassis/house battery radio power switch**

**Power steering w/tilt and telescope wheel**

**Sunvisors**

**12-volt powerpoints**

**Pleated cab window blinds** (24G, 24V)

### OPTIONAL EQUIPMENT

**Infotainment Center with Rand McNally RV GPS** 6" touch screen color monitor w/split screen function, Rand McNally RV GPS safe & easy routing, amenities & tools, trips & content, turn-by-turn voice guidance, AM/FM radio w/CD/DVD player, handheld remote, SiriusXM™ (subscription not included), compass, outside temperature, iPod/iPhone® audio integration, Bluetooth™, color rearview camera

**Pleated cab window blinds** (24J, 24M)

**Dash appliqué package**

## Interior

**Front overhead bunk w/ladder and bunk privacy curtain** (24J, 24M)

**Stereo System** AM/FM, alarm clock, CD/DVD player, input jack, Bluetooth, two speakers and subwoofer

**22" HDTV** (24J, 24V)



26" HDTV (24G, 24M)

LED lights

Satellite system ready

Monitor panel

Amplified digital HDTV antenna

Key-activated slideroom master lock switch

Cab divider curtain (24J, 24M)

Insulated roof vent w/electric lift, ventilator fan and rain sensor (NA w/available powered skylight)

Powered roof vent (bath)

Skylight w/shade (24G, 24V)

MCD blackout roller shades (lounge, dinette, galley, bedroom)

Tinted coach windows

Soft vinyl ceiling

#### OPTIONAL EQUIPMENT

Entertainment Center 32" HDTV w/remote and rope lighting (front overhead) (24J)

Powered skylight/roof vent w/sliding screen and pleated shade

## Galley

Flip-up countertop extension (24V)

Laminate countertops

Microwave/convection oven

Two-burner range top w/glass cover

Vented range hood w/light

Norcold® two-door refrigerator/freezer

#### OPTIONAL EQUIPMENT

Water filtration system (cold water)

## Bath

Shower curtain (24G)

Retractable, self-cleaning shower screen (24J, 24M, 24V)

Flexible showerhead

Skylight

Water-pump switch

## Bedroom

Foam mattress underbed storage, mattress cover, pillows and pillow shams (24J)

Memory foam mattress w/cover (24G)

Flex Bed System twin beds/queen bed w/foam mattresses, pillows w/shams and access to storage below (24V)

#### OPTIONAL EQUIPMENT

22" HDTV (24J, 24G, 24V)

## Exterior

Automatic entrance door step(s)

Ladder (24J, 24M, 24V)

LED porch light

Step well light

Front and rear mud flaps

Premium high-gloss skin

Electric patio awning w/LED lights (full-body paint option includes metal wrap)

#### OPTIONAL EQUIPMENT

Exterior speakers

## Heating & Cooling System

15,000 BTU roof-mounted air conditioner

20,000 BTU furnace

#### OPTIONAL EQUIPMENT

15,000 BTU roof-mounted air conditioner w/heat pump

## Electrical System

Service Center light, cable TV input, 30-amp. power cord, portable satellite dish hookup, QuickPort® (24G, 24M, 24V) service connection hatch

Auxiliary start circuit

Exterior AC duplex and antenna jack

Battery disconnect system (coach)

Automatic dual-battery charge control

LP generator prep kit

AC/DC load center, 45-amp. converter/charger

Two deep-cycle, Group 24 RV batteries

#### OPTIONAL EQUIPMENT

3,200-watt Cummins® Onan® diesel generator

3,600-watt Cummins Onan MicroQuiet™ LP generator

Diesel generator prep kit

1,000-watt DC/AC inverter

## Plumbing System

Service Center color-coded labels, pressurized city water hookup/tank diverter valve, drainage valves, exterior wash station w/lighted pump switch

10' sewer hose

TrueLevel™ holding-tank monitoring system

6-gallon 110 V/LP water heater w/Energy Management System

LP Tank w/remote fill w/power switches

Winterization Package water heater bypass valve and siphon tube

On-demand water pump

Lockable water tank fill

#### OPTIONAL EQUIPMENT

Heated drainage system

## Safety

LP, smoke and carbon monoxide detectors

10 BC fire extinguisher

Ground fault interrupter

Child seat tether anchor (24J, 24M)

High-mount brake lamps

Daytime running lamps

## Warranty<sup>6</sup>

12-month/15,000-mile basic limited warranty<sup>7</sup>

36-month/36,000-mile limited warranty on structure<sup>7</sup>

10-year limited parts-and-labor warranty on roof skin<sup>7</sup>

1. The height of each model is measured to the top of the tallest standard feature and is based on the curb weight of a typically equipped unit. The actual height of your vehicle may vary by several inches depending on chassis or equipment variations. Please contact your dealer for further information.
2. The load capacity of your motorhome is designated by weight, not by volume, so you cannot necessarily use all available space when loading your motorhome.
3. Capacities are based on measurements prior to tank installation. Slight capacity variations can result due to installation applications.
4. Capacities shown are tank manufacturer's listed water capacity (WC). Actual filled LP capacity is 80% of listing due to overfilling prevention device on tank.
5. Actual towing capacity is dependent on your particular loading and towing circumstances which includes the GVWR, GAWR, and GCWR, as well as adequate trailer brakes. Please refer to the Operator's Manual of your vehicle for further towing information.
6. See separate chassis warranty.
7. See your dealer for complete warranty information.

Winnebago Industries'™ continuing program of product improvement makes specifications, equipment, model availability, and prices subject to change without notice. Published content reflects the most current product information at time of printing. Please consult your dealer for individual vehicle features and specifications.



26" HDTV (24G, 24M)

LED lights

Satellite system ready

Monitor panel

Amplified digital HDTV antenna

Key-activated slideroom master lock switch

Cab divider curtain (24J, 24M)

Insulated roof vent w/electric lift, ventilator fan and rain sensor (NA w/available powered skylight)

Powered roof vent (bath)

Skylight w/shade (24G, 24V)

MCD blackout roller shades (lounge, dinette, galley, bedroom)

Tinted coach windows

Soft vinyl ceiling

#### OPTIONAL EQUIPMENT

Entertainment Center 32" HDTV w/remote and rope lighting (front overhead) (24J)

Powered skylight/roof vent w/sliding screen and pleated shade

## Galley

Flip-up countertop extension (24V)

Laminate countertops

Microwave/convection oven

Two-burner range top w/glass cover

Vented range hood w/light

Norcold® two-door refrigerator/freezer

#### OPTIONAL EQUIPMENT

Water filtration system (cold water)

## Bath

Shower curtain (24G)

Retractable, self-cleaning shower screen (24J, 24M, 24V)

Flexible showerhead

Skylight

Water-pump switch

## Bedroom

Foam mattress underbed storage, mattress cover, pillows and pillow shams (24J)

Memory foam mattress w/cover (24G)

Flex Bed System twin beds/queen bed w/foam mattresses, pillows w/shams and access to storage below (24V)

#### OPTIONAL EQUIPMENT

22" HDTV (24J, 24G, 24V)

## Exterior

Automatic entrance door step(s)

Ladder (24J, 24M, 24V)

LED porch light

Step well light

Front and rear mud flaps

Premium high-gloss skin

Electric patio awning w/LED lights (full-body paint option includes metal wrap)

#### OPTIONAL EQUIPMENT

Exterior speakers

## Heating & Cooling System

15,000 BTU roof-mounted air conditioner

20,000 BTU furnace

#### OPTIONAL EQUIPMENT

15,000 BTU roof-mounted air conditioner w/heat pump

## Electrical System

Service Center light, cable TV input, 30-amp. power cord, portable satellite dish hookup, QuickPort® (24G, 24M, 24V) service connection hatch

Auxiliary start circuit

Exterior AC duplex and antenna jack

Battery disconnect system (coach)

Automatic dual-battery charge control

LP generator prep kit

AC/DC load center, 45-amp. converter/charger

Two deep-cycle, Group 24 RV batteries

#### OPTIONAL EQUIPMENT

3,200-watt Cummins® Onan® diesel generator

3,600-watt Cummins Onan MicroQuiet™ LP generator

Diesel generator prep kit

1,000-watt DC/AC inverter

## Plumbing System

Service Center color-coded labels, pressurized city water hookup/tank diverter valve, drainage valves, exterior wash station w/lighted pump switch

10' sewer hose

TrueLevel™ holding-tank monitoring system

6-gallon 110 V/LP water heater w/Energy Management System

LP Tank w/remote fill w/power switches

Winterization Package water heater bypass valve and siphon tube

On-demand water pump

Lockable water tank fill

#### OPTIONAL EQUIPMENT

Heated drainage system

## Safety

LP, smoke and carbon monoxide detectors

10 BC fire extinguisher

Ground fault interrupter

Child seat tether anchor (24J, 24M)

High-mount brake lamps

Daytime running lamps

## Warranty<sup>6</sup>

12-month/15,000-mile basic limited warranty<sup>7</sup>

36-month/36,000-mile limited warranty on structure<sup>7</sup>

10-year limited parts-and-labor warranty on roof skin<sup>7</sup>

- 1 The height of each model is measured to the top of the tallest standard feature and is based on the curb weight of a typically equipped unit. The actual height of your vehicle may vary by several inches depending on chassis or equipment variations. Please contact your dealer for further information.
- 2 The load capacity of your motorhome is designated by weight, not by volume, so you cannot necessarily use all available space when loading your motorhome.
- 3 Capacities are based on measurements prior to tank installation. Slight capacity variations can result due to installation applications.
- 4 Capacities shown are tank manufacturer's listed water capacity (WC). Actual filled LP capacity is 80% of listing due to overfilling prevention device on tank.
- 5 Actual towing capacity is dependent on your particular loading and towing circumstances which includes the GVWR, GAWR, and GCWR, as well as adequate trailer brakes. Please refer to the Operator's Manual of your vehicle for further towing information.
- 6 See separate chassis warranty.
- 7 See your dealer for complete warranty information.

Winnebago Industries™ continuing program of product improvement makes specifications, equipment, model availability, and prices subject to change without notice. Published content reflects the most current product information at time of printing. Please consult your dealer for individual vehicle features and specifications.

# GoWinnebago.com Has All The Answers

Visit [GoWinnebago.com](http://GoWinnebago.com) on your computer, smartphone or tablet for the latest product information and updates.



## **PREFERRED CARE PROGRAM**

We back our motorhomes with best-in-class support both before *and* after the sale:

- 12-month/15,000-mile basic limited warranty
- 36-month/36,000-mile limited warranty on structure
- 10-year limited parts-and-labor warranty on roof skin
- Complimentary 24-hour roadside assistance program



- TripSaver® Fast Track Parts guarantees that in-stock warranty parts ship directly to your dealer within 24 hours
- National dealer service network



## Join the Club, Join the Fun

As a Winnebago motorhome owner, you are invited to join the WIT Club. It's a great way to take full advantage of your new coach and meet fun-loving WIT Club members from across the country who make motorhome adventures a way of life.



### Members enjoy:

- Caravans and rallies
- Newsletters
- Local and state group activities
- RV travel benefits

See more at [WITclub.com](http://WITclub.com)



### Grand National Rally

In 1969, two things happened: Neil Armstrong took mankind's first steps on the moon, and Winnebago WIT Club launched its first Grand National Rally in Forest City, Iowa. Every year since then, thousands of rally-goers connect with old friends to enjoy concerts, tours, activities, and more. Blast off for an adventurous week in July to celebrate 45 years of interstate land roving at the 2014 "Out of This World" Grand National Rally. It's a mission you'll never forget!

# GoWinnebago.com Has All The Answers

Visit [GoWinnebago.com](http://GoWinnebago.com) on your computer, smartphone or tablet for the latest product information and updates.



# **PREFERRED CARE PROGRAM**

We back our motorhomes with best-in-class support both before *and* after the sale:

- 12-month/15,000-mile basic limited warranty
- 36-month/36,000-mile limited warranty on structure
- 10-year limited parts-and-labor warranty on roof skin
- Complimentary 24-hour roadside assistance program



- TripSaver® Fast Track Parts guarantees that in-stock warranty parts ship directly to your dealer within 24 hours
- National dealer service network



# WIT CLUB

## Join the Club, Join the Fun

As a Winnebago motorhome owner, you are invited to join the WIT Club. It's a great way to take full advantage of your new coach and meet fun-loving WIT Club members from across the country who make motorhome adventures a way of life.



### Members enjoy:

- Caravans and rallies
- Newsletters
- Local and state group activities
- RV travel benefits

See more at [WITclub.com](http://WITclub.com)



### Grand National Rally

In 1969, two things happened: Neil Armstrong took mankind's first steps on the moon, and Winnebago WIT Club launched its first Grand National Rally in Forest City, Iowa. Every year since then, thousands of rally-goers connect with old friends to enjoy concerts, tours, activities, and more. Blast off for an adventurous week in July to celebrate 45 years of interstate land roving at the 2014 "Out of This World" Grand National Rally. It's a mission you'll never forget!