

2015 Interstate Grand Tour Touring Coach

adventure, inspired by

AIRSTREAM



"Every now and then, somebody comes up with a no-brainer. Such was the case when the think tank gurus at Airstream and Mercedes-Benz put their heads together to create the Airstream Interstate Touring Coach."

Lake Michigan Shore Style & Culture magazine



Best In Class

Innovative engineering. Premiere craftsmanship. Unparalleled design. It's all part of Airstream's "Pursuit of Perfection" — and it's why the Airstream Interstate is considered to be the ultimate Touring Coach on the road today.

With its beautifully appointed, well-equipped cabin, superior handling and unmatched reliability, it's no wonder this highly acclaimed vehicle tops the wish list of so many road-loving adventurers. Isn't it time you experienced the Airstream difference?

The 8-Point Pursuit of Perfection Checklist:

- | | |
|-----------------|-----------------|
| • Safety | • Technology |
| • Design | • Luxury |
| • Craftsmanship | • Performance |
| • Innovation | • Peace of Mind |

2015 Interstate Grand Tour Touring Coach

adventure, inspired by

AIRSTREAM



"Every now and then, somebody comes up with a no-brainer. Such was the case when the think tank gurus at Airstream and Mercedes-Benz put their heads together to create the Airstream Interstate Touring Coach."

Lake Michigan Shore Style & Culture magazine



Best In Class

Innovative engineering. Premiere craftsmanship. Unparalleled design. It's all part of Airstream's "Pursuit of Perfection" — and it's why the Airstream Interstate is considered to be the ultimate Touring Coach on the road today.

With its beautifully appointed, well-equipped cabin, superior handling and unmatched reliability, it's no wonder this highly acclaimed vehicle tops the wish list of so many road-loving adventurers. Isn't it time you experienced the Airstream difference?

The 8-Point Pursuit of Perfection Checklist:

- Safety
- Design
- Craftsmanship
- Innovation
- Technology
- Luxury
- Performance
- Peace of Mind

2015 Interstate Grand Tour Specifications

Superior Safety, Systems, and Support

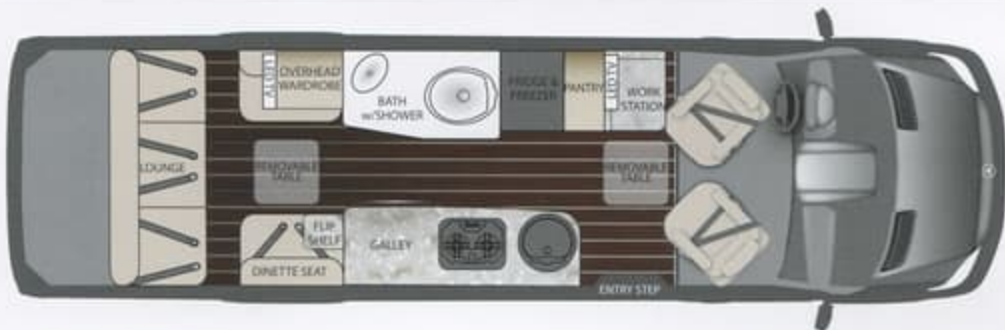
Beyond the luxurious interior and the exquisite exterior, you'll find superior engineering and technological excellence that delivers the most highly advanced, state-of-the-art systems on the road today.

- The Mercedes-Benz® Sprinter 3500 chassis is built to Airstream's unique specifications and is powered by a 3.0L V6 Turbo Diesel with BlueTEC SCR technology that delivers an impressive 18+ MPG and has a heavy duty towing capacity of up to 5,000 pounds!
- Advanced safety systems are integrated throughout the Interstate. These include state-of-the-art Mercedes-Benz Adaptive ESP® (Electronic Stability Program) with trailer assist, 6 safety air bags, Collision Prevention Assist, Lane Keeping Assist, Blind Spot Assist, High Beam Assist, Parking Assist, Xenon headlights and rear view camera monitor along with a first aid kit, LP gas detector, smoke and CO₂ alarm and fire extinguisher
- Other systems and support include: Maintenance System – Mercedes-Benz Active Service System (ASSYST). Navigation System – World Leading GPS NAV System. Electrical System – with automatic EMS (Energy Management System). Plumbing System – macerator waste pump, fresh and grey heated tanks. Construction System – highly advanced 7 layer composite flooring system that's 1.5" thick, high gloss curved laminated cabinetry with premium hardware, Ultraleather® seating, Corian® countertops, and signature aluminum ceilings. Entertainment System – in-dash and in-cabin multi-media. Support System – 24/7 roadside assistance with Coach-Net.

For safety, performance, unsurpassed quality and unbeatable durability, the Airstream Interstate Grand Tour is second to none. Those that roll with the best, roll with the Interstate.

The Grand Tour floorplan is designed with a focus on longer-term adventures for two. The Grand Tour is built on the Interstate EXT platform and includes a larger galley with additional counter and multi-functional storage space, a flexible workspace desk and an oversized fridge, freezer, and optional dual screen doors.

- adds over 30 cubic feet of additional storage
- oversized power bed 70" x 82" that accommodates two adults
- expanded galley with extra-deep drawers and dedicated pantry storage
- flexible workspace with hide-away desk and LED HDTV on swivel bracket



2015 Interstate Grand Tour Specifications

Superior Safety, Systems, and Support

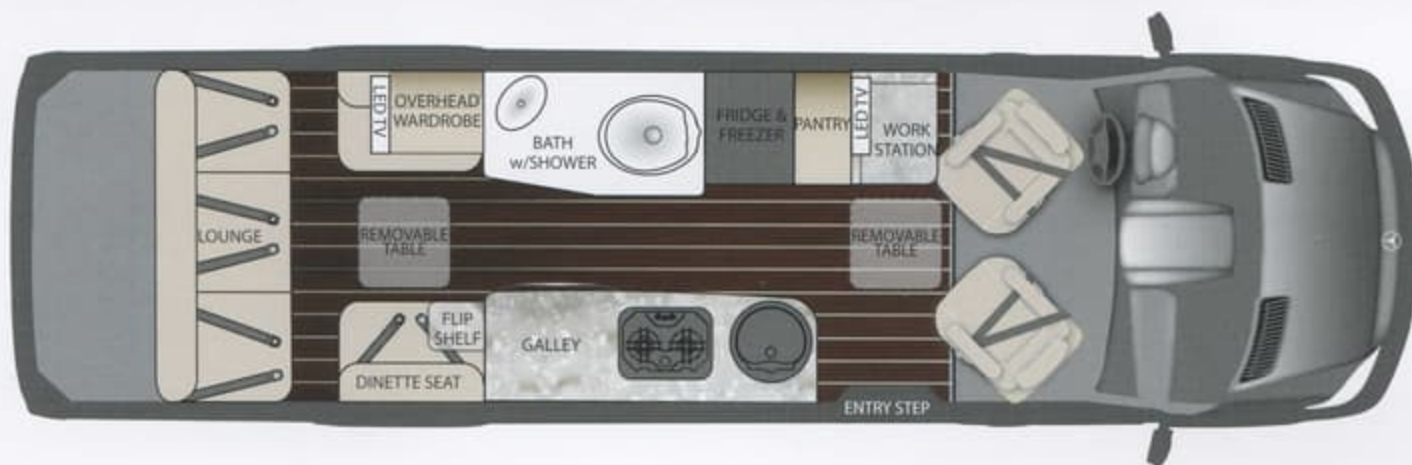
Beyond the luxurious interior and the exquisite exterior, you'll find superior engineering and technological excellence that delivers the most highly advanced, state-of-the-art systems on the road today.

- The Mercedes-Benz® Sprinter 3500 chassis is built to Airstream's unique specifications and is powered by a 3.0L V6 Turbo Diesel with BlueTEC SCR technology that delivers an impressive 18+ MPG and has a heavy duty towing capacity of up to 5,000 pounds!
- Advanced safety systems are integrated throughout the Interstate. These include state-of-the-art Mercedes-Benz Adaptive ESP® (Electronic Stability Program) with trailer assist, 6 safety air bags, Collision Prevention Assist, Lane Keeping Assist, Blind Spot Assist, High Beam Assist, Parking Assist, Xenon headlights and rear view camera monitor along with a first aid kit, LP gas detector, smoke and CO₂ alarm and fire extinguisher
- Other systems and support include: Maintenance System – Mercedes-Benz Active Service System (ASSYST). Navigation System – World Leading GPS NAV System. Electrical System – with automatic EMS (Energy Management System). Plumbing System – macerator waste pump, fresh and grey heated tanks. Construction System – highly advanced 7 layer composite flooring system that's 1.5" thick, high gloss curved laminated cabinetry with premium hardware, Ultraleather® seating, Corian® countertops, and signature aluminum ceilings. Entertainment System – in-dash and in-cabin multi-media. Support System – 24/7 roadside assistance with Coach-Net.

For safety, performance, unsurpassed quality and unbeatable durability, the Airstream Interstate Grand Tour is second to none. Those that roll with the best, roll with the Interstate.

The Grand Tour floorplan is designed with a focus on longer-term adventures for two. The Grand Tour is built on the Interstate EXT platform and includes a larger galley with additional counter and multi-functional storage space, a flexible workspace desk and an oversized fridge, freezer, and optional dual screen doors.

- adds over 30 cubic feet of additional storage
- oversized power bed 70" x 82" that accommodates two adults
- expanded galley with extra-deep drawers and dedicated pantry storage
- flexible workspace with hide-away desk and LED HDTV on swivel bracket




COLOR OPTIONS

Exterior Colors



*Black UltraLeather Optional


Onyx Interior Décor



Light Camel Décor



Columbian Walnut Décor



TECHNICAL SPECIFICATIONS

Interstate

Chassis	Mercedes-Benz® Sprinter 3500
Engine	Mercedes-Benz® 3.0L V6 Turbo Diesel
Emissions	BlueTEC SCR Technology, 50 State – EPA/CARB Standards
Horsepower	188
Transmission	5 Speed Automatic
Axle Ratio	3.92
Wheelbase	170"
MPG*	18+ Estimated Highway
Chassis Safety System	Mercedes-Benz® Adaptive ESP® (Electronic Stability Program)
GVWR/GCWR	11,030 lbs/15,250 lbs
UBW	9,110 lbs
OCOC	1,920 lbs
Tow Package	Mercedes-Benz® Hitch, 7 Pin Trailer Plug, Brake Control Pre-wired
Tow Capacity**	Up to 5,000 lbs
Trailer Safety System	Mercedes-Benz® Trailer Stability Assist System
Overall Length	24'1"
Overall Height	9'8" (including A/C)
Overall Width	6'7.7"
Interior Height/Width	6'2.25"/5'10"
Tank Capacities	32 gals (Fresh), 27 gals (Grey), 15 gals (Black)
LPG	15.1 gals (61.9 lbs)
Diesel Fuel	26.4 gals
Air Conditioner	13,500 BTU
Furnace	16,000 BTU

Water Heater	6 gals (Output of 9 gals)
Heated Tanks	Fresh and Grey Tanks (12 volt)
Refrigerator & Freezer	3.1 cubic feet each (12 volt and 110 volt)
Microwave	1.2 cubic feet drawer microwave
Cooktop	2 Burner with Integrated Cover
Safety Components	LP Gas Detector, Smoke and CO ₂ Alarm, Fire Extinguisher, First Aid Kit
Plumbing System	Macerator Pump System
TV Antenna	Omnidirectional In-motion VHF/UHF
TV Cable	Cable TV Outlets/Hook-ups
TV Satellite	Pre-wired for Satellite Dish
Electrical System	Energy Management System (EMS)
Converter/Inverter	50 amp Multi-stage Charger, 1,000 watt inverter
Generator	2.5 kW (LPG) with Remote Start
Batteries (Coach)	2-12 Volt Deep Cycle Maintenance Free Group 24 AGMs
Shore Power	30 amp/110 volt Service
Solar Power	100 watt Solar Panel
Support	24/7 365 Roadside Assistance
Warranty***	3 Years/36,000 Miles Airstream 3 Years/36,000 Miles Mercedes-Benz® 5 Years/100,000 Miles Mercedes-Benz® Engine

* Actual mileage may vary due to load, driving style, and overall conditions.

** Typical tow capacity will range from 4,200-5,000 lbs dependent upon build spec and intended vehicle loading with people, cargo, and fluids.

*** New Vehicle Limited Warranty. Individual components may vary. See Owners Manual for specific warranty coverage and information.

Exterior

Exterior Color	
Black	OPT
Silver	OPT
White	STD
Chrome Accents	STD
Fog Lamps	STD
Alcoa® Aluminum Wheels	STD
Power Awning	STD
Power Entry Step (sliding side door)	STD
LED Patio Light	STD
Exterior Shower	STD
Locking Fuel Fill Door	STD
90% Tinted Glass - Except Cab Area	STD
LP Accessory Hook-up	STD
110 Volt Power Outlet	STD

Interior

Interior Décor	
Light Camel	STD
Onyx	STD
Driver/Passenger Compartment	
Driver/Passenger Air Bags	STD
Power Windows	STD
Power Door Locks	STD
In-Dash Air Conditioning	STD
Floor Mats	STD
UltraLeather® Swivel Captains Chairs with 3-Point Safety Belts	STD
Privacy Curtain	STD
Dash Trim Accents	STD
Driver Cockpit	
Multifunctional Steering Wheel	STD
Tilt and Telescopic Steering Wheel	STD
Touch Screen NAV/SAT Radio/DVD System (7")	STD
Rearview Mirror Camera Monitor	STD
In-dash Maintenance Monitoring System	STD

Main Cabin

Signature Aluminum Finish	STD
High Gloss Laminate Cabinetry	STD
UltraLeather® Seating	STD
Day/Night Shades	STD
2 LED Widescreen HDTVs (22")	STD
Blue-Ray Player	STD
Corian® Pedestal Table	STD
LED Lighting	STD
Rear Window Defroster	STD
Rear Stereo Speakers	STD
Power Rear Sofa (Lounge Series)	STD
Built-in Cup Holders	STD
Sleeping Accommodations for 2	STD
Galley	
Corian® Countertop with Backsplash	STD
Sink with Integrated Cover/ Fold Down Faucet	STD
Corian® Galley Flip-up Shelf	STD

Bathroom (Wet Bath)


Toilet	STD
Shower	STD
Sink with Mirror	STD
Retractable Clothesline	STD
Towel Rack	STD
Expandable Pocket Door for Additional Space	STD

Please visit
www.airstream.com
for more pictures,
videos and
information.

adventure, inspired by
AIRSTREAM


COLOR OPTIONS

Exterior Colors




*Black Ultraleather Optional


Onyx Interior Décor



Light Camel Décor



Columbian Walnut Décor



TECHNICAL SPECIFICATIONS

Interstate

Chassis	Mercedes-Benz® Sprinter 3500
Engine	Mercedes-Benz® 3.0L V6 Turbo Diesel
Emissions	BlueTEC SCR Technology, 50 State – EPA/CARB Standards
Horsepower	188
Transmission	5 Speed Automatic
Axle Ratio	3.92
Wheelbase	170"
MPG*	18+ Estimated Highway
Chassis Safety System	Mercedes-Benz® Adaptive ESP® (Electronic Stability Program)
GVWR/GCWR	11,030 lbs/15,250 lbs
UBW	9,110 lbs
OCOC	1,920 lbs
Tow Package	Mercedes-Benz® Hitch, 7 Pin Trailer Plug, Brake Control Pre-wired
Tow Capacity**	Up to 5,000 lbs
Trailer Safety System	Mercedes-Benz® Trailer Stability Assist System
Overall Length	24'1"
Overall Height	9'8" (including A/C)
Overall Width	6'7.7"
Interior Height/Width	6'2.25"/5'10"
Tank Capacities	32 gals (Fresh), 27 gals (Grey), 15 gals (Black)
LPG	15.1 gals (61.9 lbs)
Diesel Fuel	26.4 gals
Air Conditioner	13,500 BTU
Furnace	16,000 BTU

Water Heater	6 gals (Output of 9 gals)
Heated Tanks	Fresh and Grey Tanks (12 volt)
Refrigerator & Freezer	3.1 cubic feet each (12 volt and 110 volt)
Microwave	1.2 cubic feet drawer microwave
Cooktop	2 Burner with Integrated Cover
Safety Components	LP Gas Detector, Smoke and CO ₂ Alarm, Fire Extinguisher, First Aid Kit
Plumbing System	Macerator Pump System
TV Antenna	Omnidirectional In-motion VHF/UHF
TV Cable	Cable TV Outlets/Hook-ups
TV Satellite	Pre-wired for Satellite Dish
Electrical System	Energy Management System (EMS)
Converter/Inverter	50 amp Multi-stage Charger, 1,000 watt Inverter
Generator	2.5 kW (LPG) with Remote Start
Batteries (Coach)	2-12 Volt Deep Cycle Maintenance Free Group 24 AGMs
Shore Power	30 amp/110 volt Service
Solar Power	100 watt Solar Panel
Support	24/7 365 Roadside Assistance
Warranty***	3 Years/36,000 Miles Airstream 3 Years/36,000 Miles Mercedes-Benz® 5 Years/100,000 Miles Mercedes-Benz® Engine

* Actual mileage may vary due to load, driving style, and overall conditions.

** Typical tow capacity will range from 4,200-5,000 lbs dependant upon build spec and intended vehicle loading with people, cargo, and fluids.

*** New Vehicle Limited Warranty. Individual components may vary. See Owners Manual for specific warranty coverage and information.

Exterior

Exterior Color	
Black	OPT
Silver	OPT
White	STD
Chrome Accents	STD
Fog Lamps	STD
Alcoa® Aluminum Wheels	STD
Power Awning	STD
Power Entry Step (sliding side door)	STD
LED Patio Light	STD
Exterior Shower	STD
Locking Fuel Fill Door	STD
90% Tinted Glass –Except Cab Area	STD
LP Accessory Hook-up	STD
110 Volt Power Outlet	STD

Interior

Interior Décor	
Light Camel	STD
Onyx	STD
Driver/Passenger Compartment	
Driver/Passenger Air Bags	STD
Power Windows	STD
Power Door Locks	STD
In-Dash Air Conditioning	STD
Floor Mats	STD
Ultraleather® Swivel Captains Chairs with 3-Point Safety Belts	STD
Privacy Curtain	STD
Dash Trim Accents	STD
Driver Cockpit	
Multifunctional Steering Wheel	STD
Tilt and Telescopic Steering Wheel	STD
Touch Screen NAV/SAT Radio/DVD System (7")	STD
Rearview Mirror Camera Monitor	STD
In-dash Maintenance Monitoring System	STD

Main Cabin

Signature Aluminum Finish	STD
High Gloss Laminate Cabinetry	STD
Ultraleather® Seating	STD
Day/Night Shades	STD
2 LED Widescreen HDTVs (22")	STD
Blue-Ray Player	STD
Corian® Pedestal Table	STD
LED Lighting	STD
Rear Window Defroster	STD
Rear Stereo Speakers	STD
Power Rear Sofa (Lounge Series)	STD
Built-in Cup Holders	STD
Sleeping Accommodations for 2	STD
Galley	
Corian® Countertop with Backsplash	STD
Sink with Integrated Cover/Fold Down Faucet	STD
Corian® Galley Flip-up Shelf	STD

Bathroom (Wet Bath)

Toilet	STD
Shower	STD
Sink with Mirror	STD
Retractable Clothesline	STD
Towel Rack	STD
Expandable Pocket Door for Additional Space	STD

Please visit
www.airstream.com
for more pictures,
videos and
information.



Airstream is a proud partner of the Mercedes-Benz Club of America. The MBCA is the largest Mercedes-Benz enthusiasts organization in the world. See your authorized Mercedes-Benz Sprinter dealer for special programs including, for a limited time, a complimentary one-year membership to MBCA. More Than a Car Club. We're a Community™. www.mbca.org

adventure, inspired by
AIRSTREAM

The Grand Tour series offers all the amenities and comforts of a home away from home with the quality, easy maneuverability and convenience of Airstream + Mercedes-Benz



THOR
INDUSTRIES, INC.



All content and images
© Airstream 2015 Interstate
Grand Tour 2.5k 9/14

Airstream, Inc.
419 West Pike Street
P.O. Box 629
Jackson Center, OH
45334 USA
937-596-6111
www.airstream.com

Airstream now offers 24/7
roadside service & technical
assistance provided by
CoachNet for 2012.



Product information, specifications and photography in this brochure were as accurate as possible at time of printing. Photographs may contain some features that are optional on your vehicle. Since we continually strive to improve our products, actual products may differ. Prices and specifications are subject to change without notice. All capacities are approximate and dimensions are nominal. Some features or options may be different or unavailable in Canada.

Vehicle Loading – Every effort has been made to provide the greatest number of options for the recreation vehicle owner. Along with these choices comes the responsibility to manage the loads that are imposed by the choices so that they remain within the manufacturer's specified chassis weight limits. Do not overload the recreation vehicle.

Dry Weights – Based on standard features; optional equipment not included. Net Carrying Capacity (NCC) is determined by subtracting Unit Base Weight (UBW) from the Gross Vehicle Weight Rating (GVWR), and is the capacity available for water, options and cargo. Liquid capacities and weights are approximations only.

Warning – This information is intended as a guide only. Weights of individual vehicles may vary. Consult your owner's manual for complete loading, weighing, and towing instructions.



Airstream is a proud partner of the Mercedes-Benz Club of America. The MBCA is the largest Mercedes-Benz enthusiasts organization in the world. See your authorized Mercedes-Benz Sprinter dealer for special programs including, for a limited time, a complimentary one-year membership to MBCA. More Than a Car Club. We're a CommunitySM. www.mbca.org

adventure, inspired by
AIRSTREAM

The Grand Tour series offers all the amenities and comforts of a home away from home with the quality, easy maneuverability and convenience of
Airstream + Mercedes-Benz



THOR
INDUSTRIES, INC.



All content and images
© Airstream 2015 Interstate
Grand Tour 2.5k 9/14

Airstream, Inc.
419 West Pike Street
P.O. Box 629
Jackson Center, OH
45334 USA
937-596-6111
www.airstream.com

Airstream now offers 24/7
roadside service & technical
assistance provided by
CoachNet for 2012.



Product information, specifications and photography in this brochure were as accurate as possible at time of printing. Photographs may contain some features that are optional on your vehicle. Since we continually strive to improve our products, actual products may differ. Prices and specifications are subject to change without notice. All capacities are approximate and dimensions are nominal. Some features or options may be different or unavailable in Canada.

Vehicle Loading – Every effort has been made to provide the greatest number of options for the recreation vehicle owner. Along with these choices comes the responsibility to manage the loads that are imposed by the choices so that they remain within the manufacturer's specified chassis weight limits. Do not overload the recreation vehicle.

Dry Weights – Based on standard features; optional equipment not included. Net Carrying Capacity (NCC) is determined by subtracting Unit Base Weight (UBW) from the Gross Vehicle Weight Rating (GVWR), and is the capacity available for water, options and cargo. Liquid capacities and weights are approximations only.

Warning – This information is intended as a guide only. Weights of individual vehicles may vary. Consult your owner's manual for complete loading, weighing, and towing instructions.