

GATEWAY



DSI
Annual RVDA DEALER
SATISFACTION INDEX
AWARD WINNER

Visit HEARTLAND on:



GATEWAY



DSI
Annual RVDA DEALER
SATISFACTION INDEX
AWARD WINNER

Visit HEARTLAND on:





Luxury Living
3900 SE Shown in Winchester

GATEWAY



3750 PT



3750 PT



3650 BH



3650 BH



Luxury Living

3900 SE Shown in Winchester

GATEWAY



3750 PT



3750 PT



3650 BH



3650 BH



It's in the Details...

Gateway has been designed deliberately with attention to every detail. Exquisite chestnut wood cabinet doors, double top stitched furniture arranged for comfort and conversation, residential solid surface countertops in an ergonomically designed kitchen. The new Gateway is the ultimate in high end luxury RVing. Gateway is designed to appeal to the senses while offering maximum value.





It's in the Details...

Gateway has been designed deliberately with attention to every detail. Exquisite chestnut wood cabinet doors, double top stitched furniture arranged for comfort and conversation, residential solid surface countertops in an ergonomically designed kitchen. The new Gateway is the ultimate in high end luxury RVing. Gateway is designed to appeal to the senses while offering maximum value.





GATEWAY



Tall Dresser



Washer Dryer Prep

Grand Stairway

GATEWAY



Tall Dresser



Washer Dryer Prep

Grand Stairway

Luxury Features

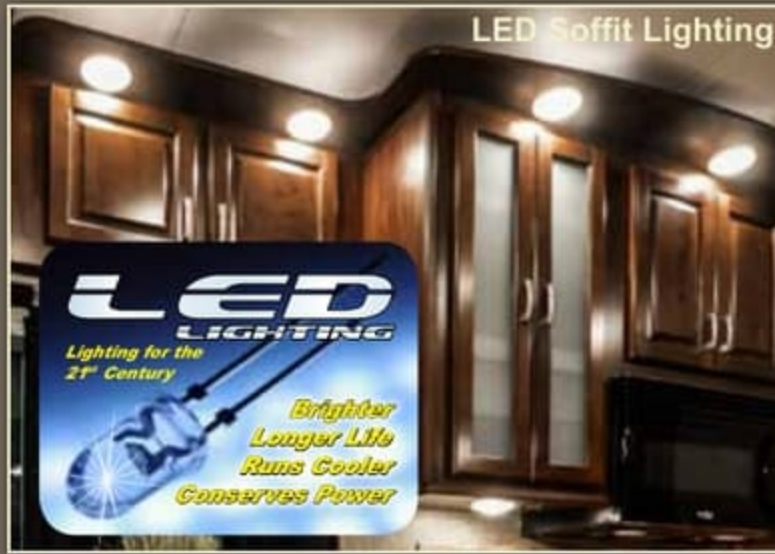


Solid surface countertops with built-in knife block

Gateway offers more innovative high end features and storage than any other fifth wheel in its class.



OTR Microwave



LED Soffit Lighting



Optional Residential Refrigerator



14 Gallon Trash Can



Entertainment Center with Fireplace - Model 3900 SE



Model 3750 Second Queen Bed



Luxury Features



Solid surface countertops with built-in knife block



LED Soffit Lighting



Optional Residential Refrigerator



14 Gallon Trash Can



Gateway offers more innovative high end features and storage than any other fifth wheel in its class.



OTR Microwave



Entertainment Center with Fireplace - Model 3900 SE



Model 3750 Second Queen Bed





Model 3900 SE

Laminated SIDEWALL System



A 1/8" thin coffee cup can protect your hand from scalding hot coffee - consider the protection Heartland's sidewalls offer featuring 1.5" block foam insulation



- Lightweight Aluminum Structure
- Double Welded
- 1½" Thick Block Foam Insulation
- Two Inches Thick Overall
- High Gloss Fiberglass Skin



Magnetic Hold-back




Gateway installs a layer of R38 Radiant Technology insulation inside the front & rear walls reducing heat loss through the ends of the coach. This Radiant Technology cap insulation also pays big dividends in the heat of summer when your trying to keep cool.

Holding tank heating pads are installed on fresh, gray and black tanks that can all be turned on with a single switch.



Model 3900 SE

Laminated SIDEWALL System



A 1/8" thin coffee cup can protect your hand from scalding hot coffee - consider the protection Heartland's sidewalls offer featuring 1.5" block foam insulation



- Lightweight Aluminum Structure
- Double Welded
- 1½" Thick Block Foam Insulation
- Two Inches Thick Overall
- High Gloss Fiberglass Skin



Magnetic Hold-back



Gateway installs a layer of R38 Radiant Technology insulation inside the front & rear walls reducing heat loss through the ends of the coach. This Radiant Technology cap insulation also pays big dividends in the heat of summer when your trying to keep cool.

Holding tank heating pads are installed on fresh, gray and black tanks that can all be turned on with a single switch.

ENTER THE GATEWAY PACKAGE:

- High gloss sidewalls
- Painted front cap
- Oversize exterior graphics
- Electric awning with LED lights
- Electric rear stabilizer jacks
- Tinted safety glass bonded/frameless windows
- Dexter axles with EZ Flex suspension
- Universal docking center (U.D.C.)
- Outside shower
- Black tank flush kit
- Exterior cable/satellite hookups
- Tight Turn Technology front cap
- Slam latch compartment doors
- Magnetic holdbacks on exterior doors (select models)
- Extended gutter spouts
- Spare tire
- Oversize entry grab handle
- 12 Volt heat pads on holding tanks
- Enclosed tanks/valves with seamless underbelly panel
- Aluminum wheels
- 50 Amp detachable cord
- Weatherguard insulation package
- Upgraded radial tires
- Rear ladder
- Exterior LP quick connect
- Full pass through storage with tie downs and pet connect

GATEWAY TO RESIDENTIAL PACKAGE:

- Pull out sprayer kitchen faucet
- Oversize shower with glass door
- Porcelain toilet
- Solid surface countertop in bathroom
- Queen pillow top memory foam mattress with under bed storage
- Nightstands
- Dual lights over bed
- Walk-in wardrobe
- Washer dryer closet with louvered doors

GATEWAY TO COMFORT PACKAGE:

- Upgraded top stitch furniture
- Solid surface countertops
- LED interior lighting
- Upgraded interior wood
- Solid wood cabinet doors
- European style hidden hinges
- Ball bearing, full extension drawer glides
- Solid surface sink covers
- Stainless steel under mounted sink
- Dynamic pedestal free versa-table dinette with two chairs (select models)
- Two additional folding chairs matching decor (select models)
- Beauflor flooring
- Lighted roof soffits
- Large HDTV
- Hidden safe (select models)
- Fireplace (select models)
- "Cir-Cu-Lair" air conditioner duct system with two A/C units and two thermostats - 28,500 BTU
- 12 Volt FM/AM/CD/DVD/BLUETOOTH stereo
- Lightbar soffits in dining area and kitchen (select models)
- Double door refer
- 22" oven
- Over the range microwave
- 68,600 BTU total heating & A/C

Exterior options:

- Slide Awnings
- Dual Pane Windows
- Generator Prep (LP)
- 6 Point Electric Leveling

Interior options:

- King Bed
- Free Standing Dinette w/2 Chairs IPO Booth Dinette (3650 Only)
- Sofa Bed
- IPO Lower Bunk and Trundle (3650, 3700)
- Residential Refrigerator



Length: 41' 0" Height: 13' 2"
Dry: 13,025 GVWR: 15,500 Hitch: 2,020



Length: 41' 11" Height: 13' 2"
Dry: 13,420 GVWR: 15,500 Hitch: 2,530




Length: 41' 11" Height: 13' 2"
Dry: 13,702 GVWR: 15,500 Hitch: 2,560



Length: 40' 8" Height: 13' 2"
Dry: 12,790 GVWR: 14,000 Hitch: 2,600

Note: Overall Length defined as tow point (King pin to rear bumper. It does not include the rear ladder.)



ENTER THE GATEWAY PACKAGE:

- High gloss sidewalls
- Painted front cap
- Oversize exterior graphics
- Electric awning with LED lights
- Electric rear stabilizer jacks
- Tinted safety glass bonded/frameless windows
- Dexter axles with EZ Flex suspension
- Universal docking center (U.D.C.)
- Outside shower
- Black tank flush kit
- Exterior cable/satellite hookups
- Tight Turn Technology front cap
- Slam latch compartment doors
- Magnetic holdbacks on exterior doors (select models)
- Extended gutter spouts
- Spare tire
- Oversize entry grab handle
- 12 Volt heat pads on holding tanks
- Enclosed tanks/valves with seamless underbelly panel
- Aluminum wheels
- 50 Amp detachable cord
- Weatherguard insulation package
- Upgraded radial tires
- Rear ladder
- Exterior LP quick connect
- Full pass through storage with tie downs and pet connect

GATEWAY TO RESIDENTIAL PACKAGE:

- Pull out sprayer kitchen faucet
- Oversize shower with glass door
- Porcelain toilet
- Solid surface countertop in bathroom
- Queen pillow top memory foam mattress with under bed storage
- Nightstands
- Dual lights over bed
- Walk-in wardrobe
- Washer dryer closet with louvered doors

GATEWAY TO COMFORT PACKAGE:

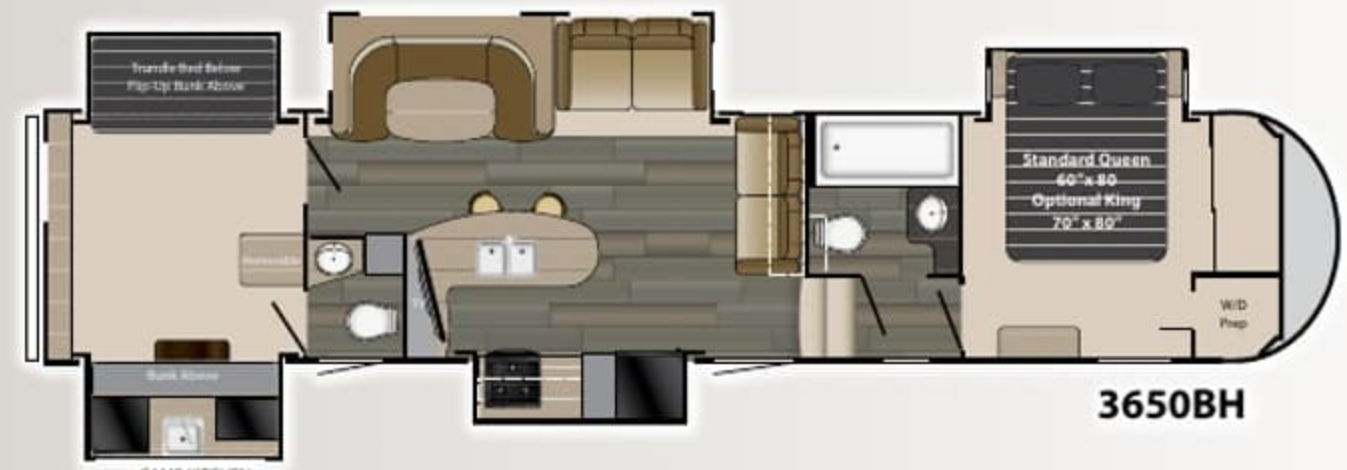
- Upgraded top stitch furniture
- Solid surface countertops
- LED interior lighting
- Upgraded interior wood
- Solid wood cabinet doors
- European style hidden hinges
- Ball bearing, full extension drawer glides
- Solid surface sink covers
- Stainless steel under mounted sink
- Dynamic pedestal free versa-table dinette with two chairs (select models)
- Two additional folding chairs matching decor (select models)
- Beauflor flooring
- Lighted roof soffits
- Large HDTV
- Hidden safe (select models)
- Fireplace (select models)
- "Cir-Cu-Lair" air conditioner duct system with two A/C units and two thermostats - 28,500 BTU
- 12 Volt FM/AM/CD/DVD/BLUETOOTH stereo
- Lightbar soffits in dining area and kitchen (select models)
- Double door refer
- 22" oven
- Over the range microwave
- 68,600 BTU total heating & A/C

Exterior options:

- Slide Awnings
- Dual Pane Windows
- Generator Prep (LP)
- 6 Point Electric Leveling

Interior options:

- King Bed
- Free Standing Dinette w/2 Chairs IPO Booth Dinette (3650 Only)
- Sofa Bed
- IPO Lower Bunk and Trundle (3650, 3700)
- Residential Refrigerator



Length: 41' 0" Height: 13' 2"
 Dry: 13,025 GVWR: 15,500 Hitch: 2,020



Length: 41' 11" Height: 13' 2"
 Dry: 13,420 GVWR: 15,500 Hitch: 2,530




Length: 41' 11" Height: 13' 2"
 Dry: 13,702 GVWR: 15,500 Hitch: 2,560



Length: 40' 8" Height: 13' 2"
 Dry: 12,790 GVWR: 14,000 Hitch: 2,600

Note: Overall Length defined as tow point (King pin to rear bumper. It does not include the rear ladder.)





Heartland Recreational Vehicles

2831 Dexter Drive • Elkhart, IN 46514 • 574-262-5992

Community. Convenience. Close-to-home.

Where you purchase your recreational vehicle is ultimately your decision but Heartland urges you to consider buying at your local dealer. Dealers are part of your community, providing jobs and contributing to your local economy. These dealers are under obligation to provide warranty service for products they sell, but are not legally required to service products purchased from other dealers. At some point, you may need to return to the dealer you buy from - why not stay close to home? After all, home is where your Heartland is!

BENEFITS OF PURCHASING YOUR RV LOCALLY:

- You enjoy valuable relationship building with Dealer Representatives, close to your home, who will explain the features and benefits of the product.
- You receive a full product orientation prior to delivery, which includes hands-on directions for many of the coach's systems and functions. You are also introduced to the Dealership's Service/Parts/Warranty personnel who are at the ready to help you with any issues you may encounter, now and in the future.
- You enjoy customer PRIORITY. Dealerships generally service their purchasing customers first - others may experience long delays and miss opportunities to use their RV. What is it worth for you to have a dealership's full attention and motivation to satisfy you when you need service - in a timely manner?
- Valuable TAX dollars and jobs stay in YOUR community which pays for your roads, schools, police and fire departments.

DON'T UNDERESTIMATE CUSTOMER SERVICE AND PERSONAL CARE!

For Canadian Residents: If you purchase an RV out-of-country, there are additional fees, taxes and inspections that must be met before bringing your product home. Your local Canadian dealers are experts in these provisions.

Visit HEARTLAND on:



Your Authorized Heartland Dealer:

HEARTLAND PROUDLY PARTNERS WITH THE HIGHEST QUALITY VENDORS in manufacturing our recreational vehicles:

GATEWAY



HEARTLAND CUSTOMER SERVICE WE'VE GOT YOUR BACK!

Over 40 men and women located in a dedicated facility servicing our customers every day. With a dealer network of over 400 locations across the U.S. and Canada, you're never far from an authorized Heartland dealer.

www.HEARTLANDRVs.com

Experience:
 Product Walk-Through Videos
 Side By Side Comparisons
 Feature Videos • Photo Galleries
 Virtual 360° Tours
 Detailed Floor Plans
 News • Testimonials
 Dealer Locator • Owners Club
 Customer Service • Service Locator
 and More at our Informative Web Site

www.heartlandrvs.com
 FOR ADDITIONAL INFORMATION

Product information is as accurate as possible as of the date of publication of this brochure. Due to Heartland's commitment to continuous product improvement - floorplans, materials, components, features, measurements, specifications, options, etc. are subject to change at any time without notice or obligation. In certain conditions some additional equipment may be needed. Photos may show optional equipment or props used for photography purposes only.

Heartland has listed the approximate base weight of the trailer without the option equipment included. Option equipment will impact the weight of the trailer. Please locate the weight sticker attached to the trailer you are considering for the most accurate trailer weight.

Tow Vehicle Caution: Owners of Heartland recreational vehicles are solely responsible for the selection and proper use of tow vehicles. All customers should consult with a motor vehicle manufacturer or their dealer concerning the purchase and use of suitable tow vehicles for Heartland products. Heartland disclaims any liability or damages suffered as a result of the selection, operation, use or misuse of a tow vehicle. Heartland's limited warranty does not cover damage to the recreational vehicle or the tow vehicle as a result of the selection of the tow vehicle.

Product information and specifications apply to coaches beginning with serial number 291924



Heartland Recreational Vehicles

2831 Dexter Drive • Elkhart, IN 46514 • 574-262-5992

Community. Convenience. Close-to-home.

Where you purchase your recreational vehicle is ultimately your decision but Heartland urges you to consider buying at your local dealer. Dealers are part of your community, providing jobs and contributing to your local economy. These dealers are under obligation to provide warranty service for products they sell, but are not legally required to service products purchased from other dealers. At some point, you may need to return to the dealer you buy from - why not stay close to home? After all, home is where your Heartland is!

BENEFITS OF PURCHASING YOUR RV LOCALLY:

- You enjoy valuable relationship building with Dealer Representatives, close to your home, who will explain the features and benefits of the product.
- You receive a full product orientation prior to delivery, which includes hands-on directions for many of the coach's systems and functions. You are also introduced to the Dealership's Service/Parts/Warranty personnel who are at the ready to help you with any issues you may encounter, now and in the future.
- You enjoy customer PRIORITY. Dealerships generally service their purchasing customers first - others may experience long delays and miss opportunities to use their RV. What is it worth for you to have a dealership's full attention and motivation to satisfy you when you need service - in a timely manner?
- Valuable TAX dollars and jobs stay in YOUR community which pays for your roads, schools, police and fire departments.

DON'T UNDERESTIMATE CUSTOMER SERVICE AND PERSONAL CARE!

For Canadian Residents: If you purchase an RV out-of-country, there are additional fees, taxes and inspections that must be met before bringing your product home. Your local Canadian dealers are experts in these provisions.

Visit HEARTLAND on:



Your Authorized Heartland Dealer:

HEARTLAND PROUDLY PARTNERS WITH THE HIGHEST QUALITY VENDORS
in manufacturing our recreational vehicles:



GATEWAY



HEARTLAND CUSTOMER SERVICE WE'VE GOT YOUR BACK!

Over 40 men and women located in a dedicated facility servicing our customers every day. With a dealer network of over 400 locations across the U.S. and Canada, you're never far from an authorized Heartland dealer.

Product information is as accurate as possible as of the date of publication of this brochure. Due to Heartland's commitment to continuous product improvement - floorplans, materials, components, features, measurements, specifications, options, etc. are subject to change at any time without notice or obligation. In certain conditions some additional equipment may be needed. Photos may show optional equipment or props used for photography purposes only.

Heartland has listed the approximate base weight of the trailer without the option equipment included. Option equipment will impact the weight of the trailer. Please locate the weight sticker attached to the trailer you are considering for the most accurate trailer weight.

Tow Vehicle Caution: Owners of Heartland recreational vehicles are solely responsible for the selection and proper use of tow vehicles. All customers should consult with a motor vehicle manufacturer or their dealer concerning the purchase and use of suitable tow vehicles for Heartland products. Heartland disclaims any liability or damages suffered as a result of the selection, operation, use or misuse of a tow vehicle. Heartland's limited warranty does not cover damage to the recreational vehicle or the tow vehicle as a result of the selection of the tow vehicle.

Product information and specifications apply to coaches beginning with serial number 291924

40,000 Litho 12/14

www.HEARTLANDRVs.com



Experience:

- Product Walk-Through Videos
- Side By Side Comparisons
- Feature Videos • Photo Galleries
- Virtual 360° Tours
- Detailed Floor Plans
- News • Testimonials
- Dealer Locator • Owners Club
- Customer Service • Service Locator
- and More at our Informative Web Site

