

WILDERNESS

DSI
Annual RVDA DEALER
SATISFACTION INDEX
AWARD WINNER



Visit HEARTLAND on:



WILDERNESS

DSI
Annual RVDA DEALER
SATISFACTION INDEX
AWARD WINNER



Visit HEARTLAND on:



WILDERNESS

CURVILINEAR ROOF



2850 BH



2850 BH

Spacious Living

Wilderness is a full featured travel trailer in a smaller, lighter package. You will appreciate the openness of the Wilderness layouts featuring a curvilinear ceiling measuring in at seven feet. Wilderness gives you room for the whole family to relax, dine or entertain. Oversized windows let in natural light and spectacular views of the great outdoors.

WILDERNESS

CURVILINEAR ROOF



2850 BH



2850 BH

Spacious Living

Wilderness is a full featured travel trailer in a smaller, lighter package. You will appreciate the openness of the Wilderness layouts featuring a curvilinear ceiling measuring in at seven feet. Wilderness gives you room for the whole family to relax, dine or entertain. Oversized windows let in natural light and spectacular views of the great outdoors.



Mystic

Fossil

Perennial

Flooring

Cabinets



Bedding





2875 RB



2450 FB


Mystic

Fossil

Perennial

Flooring

Cabinets



Bedding



A Chef's Kitchen

Large kitchens like this are typically reserved for much larger and heavier coaches. Wilderness provides a kitchen with efficient wide-open prep areas, as well as large base cabinets and huge overhead storage for that extended vacation. Our three burner range with oven and microwave make meals a snap and huge residential sinks make cleanup a breeze. Enjoy our traditional booth style dinette with a table you can take outside to your patio. For parties of six choose one of our models that feature the U-Shape Mega-dinette.



A Chef's Kitchen

Large kitchens like this are typically reserved for much larger and heavier coaches. Wilderness provides a kitchen with efficient wide-open prep areas, as well as large base cabinets and huge overhead storage for that extended vacation. Our three burner range with oven and microwave make meals a snap and huge residential sinks make cleanup a breeze. Enjoy our traditional booth style dinette with a table you can take outside to your patio. For parties of six choose one of our models that feature the U-Shape Mega-dinette.



2850 BH



Outdoor Kitchen



U-Shape Mega-dinette



2850 BH

Wilderness bedrooms feature Queen size beds with room to walk around, nightstands and reading lights. Look at all the storage possibilities. His and hers wardrobe along with overheads above the bed. In addition, there is under-bed storage and dresser drawers in select models.



3150 DS



2450 FB



2850 BH

Bathrooms

Efficiently designed Wilderness bathrooms give you the room you need to prepare for the day ahead or clean-up afterwards. This 3150 DS model features an outside entrance to the bathroom.



Wilderness bedrooms feature Queen size beds with room to walk around, nightstands and reading lights. Look at all the storage possibilities. His and hers wardrobe along with overheads above the bed. In addition, there is under-bed storage and dresser drawers in select models.



2850 BH



CURVILINEAR ROOF

3150 DS



2850 BH



2450 FB

Bathrooms

Efficiently designed Wilderness bathrooms give you the room you need to prepare for the day ahead or clean-up afterwards. This 3150 DS model features an outside entrance to the bathroom.

Standard Features

- Ducted A/C with curvilinear roof
- Block foam brick insulation
- Laminated floor and sidewalls
- 82" interior ceiling height
- Deep bowl kitchen sink
- Pull-out kitchen faucet
- 6 cu ft. double door refrigerator
- Skylight in shower
- Night shades
- Tinted safety glass windows
- Stabilizer jacks
- Leaf spring suspension
- RV Queen bed
- Two 20# LP tanks and auto change over
- Awning
- Medicine cabinet
- Fire extinguisher
- Power vent in bathroom
- Foot flush toilet
- 6 gallon DSI gas/electric heater
- Underbed storage
- 12 volt AM/FM/CD with indoor/outdoor speakers
- Cable hookup
- Shower / tub surround
- 55 amp 12 volt power converter
- Steel ball bearing drawer guides
- Wide Trax axle system
- E-Z Lube hubs
- Bumper with hose storage
- Enclosed and heated underbelly
- Black tank flush

Options

- Spare tire
- Aluminum rims
- Electric awning
- Grill
- ToyLok
- 22", 26", 32" LCD TVs
- 15,000 BTU A/C
- Elite Package
 - Light tan fiberglass and black trim
 - Black diamond plate profile



DETACHABLE POWER CORD

Detachable 30 Amp power cord with indicator light.



WIDE TRAX

Virtually glide over bumps and holes in the road with Wide Trax suspension.



OUTSIDE SHOWER

The perfect solution for messy feet and washing pets. Keep the mess outside.



DIAMOND PLATE PROFILE

Protects your investment from road debris and looks great too.




STRONG SAFETY GLASS

Tinted safety glass protects against harmful UV rays and stray baseballs.



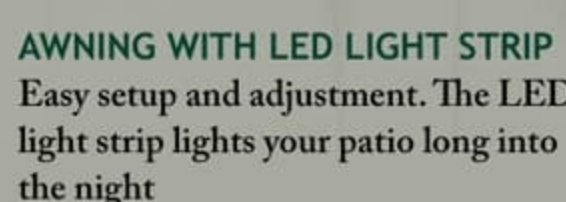
BLACK TANK FLUSH

Quick, easy and no mess solution to cleaning the black tank.



RADIUS ENTRY STEPS

Larger step treads and fewer sharp corners ensure entry and exit from your coach



AWNING WITH LED LIGHT STRIP

Easy setup and adjustment. The LED light strip lights your patio long into the night



DUAL DUCTED A/C

Increased and even cool airflow throughout the coach.

Standard Features

- Ducted A/C with curvilinear roof
- Block foam brick insulation
- Laminated floor and sidewalls
- 82" interior ceiling height
- Deep bowl kitchen sink
- Pull-out kitchen faucet
- 6 cu ft. double door refrigerator
- Skylight in shower
- Night shades
- Tinted safety glass windows
- Stabilizer jacks
- Leaf spring suspension
- RV Queen bed
- Two 20# LP tanks and auto change over
- Awning
- Medicine cabinet
- Fire extinguisher
- Power vent in bathroom
- Foot flush toilet
- 6 gallon DSI gas/electric heater
- Underbed storage
- 12 volt AM/FM/CD with indoor/outdoor speakers
- Cable hookup
- Shower / tub surround
- 55 amp 12 volt power converter
- Steel ball bearing drawer guides
- Wide Trax axle system
- E-Z Lube hubs
- Bumper with hose storage
- Enclosed and heated underbelly
- Black tank flush

Options

- Spare tire
- Aluminum rims
- Electric awning
- Grill
- ToyLok
- 22", 26", 32" LCD TVs
- 15,000 BTU A/C
- Elite Package
 - Light tan fiberglass and black trim
 - Black diamond plate profile



DETACHABLE POWER CORD

Detachable 30 Amp power cord with indicator light.



WIDE TRAX

Virtually glide over bumps and holes in the road with Wide Trax suspension.



OUTSIDE SHOWER

The perfect solution for messy feet and washing pets. Keep the mess outside.



DIAMOND PLATE PROFILE

Protects your investment from road debris and looks great too.



STRONG SAFETY GLASS

Tinted safety glass protects against harmful UV rays and stray baseballs.



BLACK TANK FLUSH

Quick, easy and no mess solution to cleaning the black tank.



RADIUS ENTRY STEPS

Larger step treads and fewer sharp corners ensure entry and exit from your coach.

AWNING WITH LED LIGHT STRIP

Easy setup and adjustment. The LED light strip lights your patio long into the night.



DUAL DUCTED A/C

Increased and even cool airflow throughout the coach.



WD 2175 RB



WD 2250 BH



WD 2375 BH



WD 2450 FB



WD 2550RK



WD 2650BH



WD 2750 RL



WD 2775 RB



WD 2850BH



WD 2875 BH



WD 3125BH



WD 3150DS



WD3175 RE



WD 3250BS

Model	Length	Dry	Hitch	Height	Awning	Tanks
2175 RB	26' 2"	4,648	490	11' 4"	17'	36 ^F 35 ^G 35 ^B
2250 BH	26' 9"	4,683	414	11' 4"	15'	36 ^F 37 ^G 35 ^B
2375 BH	28' 9"	5,645	690	11' 4"	17'	36 ^F 37 ^G 37 ^B
2450 FB	30' 4"	5,471	584	11' 4"	17'	36 ^F 37 ^G 37 ^B
2550 RK	27' 4"	5,085	420	11' 4"	16'	36 ^F 37 ^G 35 ^B
2650 BH	29' 9"	5,438	505	11' 4"	18'	36 ^F 37 ^G 35 ^B
2750 RL	30' 4"	5,350	475	11' 4"	16'	36 ^F 37 ^G 35 ^B
2775 RB	31' 6"	5,975	574	11' 4"	17'	36 ^F 76 ^G 37 ^B
2875 BH	33' 6"	6,685	650	11' 4"	16'	36 ^F 37 ^G 37 ^B
2850 BH	32' 9"	5,727	544	11' 4"	16'	36 ^F 37 ^G 37 ^B
3125 BH	35' 9"	6,690	625	11' 4"	18'	36 ^F 76 ^G 37 ^B
3150 DS	34' 9"	6,550	560	11' 4"	18'	36 ^F 37 ^G 37 ^B
3175 RE	35' 11"	6,995	630	11' 4"	16'	36 ^F 37 ^G 37 ^B
3250 BS	36' 9"	7,690	700	11' 4"	18'	36 ^F 37 ^G 37 ^B



WD 2175 RB



WD 2750 RL



WD 3150DS



WD 2250 BH



WD 2775 RB



WD3175 RE



WD 2375 BH



WD 2850BH



WD 3250BS



WD 2450 FB



WD 2875 BH



WD 2550RK



WD 3125BH



WD 2650BH

Model	Length	Dry	Hitch	Height	Awning	Tanks
2175 RB	26' 2"	4,648	490	11' 4"	17'	36 ^F 35 ^G 35 ^B
2250 BH	26' 9"	4,683	414	11' 4"	15'	36 ^F 37 ^G 35 ^B
2375 BH	28' 9"	5,645	690	11' 4"	17'	36 ^F 37 ^G 37 ^B
2450 FB	30' 4"	5,471	584	11' 4"	17'	36 ^F 37 ^G 37 ^B
2550 RK	27' 4"	5,085	420	11' 4"	16'	36 ^F 37 ^G 35 ^B
2650 BH	29' 9"	5,438	505	11' 4"	18'	36 ^F 37 ^G 35 ^B
2750 RL	30' 4"	5,350	475	11' 4"	16'	36 ^F 37 ^G 35 ^B
2775 RB	31' 6"	5,975	574	11' 4"	17'	36 ^F 76 ^G 37 ^B
2875 BH	33' 6"	6,685	650	11' 4"	16'	36 ^F 37 ^G 37 ^B
2850 BH	32' 9"	5,727	544	11' 4"	16'	36 ^F 37 ^G 37 ^B
3125 BH	35' 9"	6,690	625	11' 4"	18'	36 ^F 76 ^G 37 ^B
3150 DS	34' 9"	6,550	560	11' 4"	18'	36 ^F 37 ^G 37 ^B
3175 RE	35' 11"	6,995	630	11' 4"	16'	36 ^F 37 ^G 37 ^B
3250 BS	36' 9"	7,690	700	11' 4"	18'	36 ^F 37 ^G 37 ^B



Heartland Recreational Vehicles
2831 Dexter Drive • Elkhart, IN 46514 • 574-262-5992

Community. Convenience. Close-to-home.

Where you purchase your recreational vehicle is ultimately your decision but Heartland urges you to consider buying at your local dealer. Dealers are part of your community, providing jobs and contributing to your local economy. These dealers are under obligation to provide warranty service for products they sell, but are not legally required to service products purchased from other dealers. At some point, you may need to return to the dealer you buy from - why not stay close to home? After all, home is where your Heartland is!

BENEFITS OF PURCHASING YOUR RV LOCALLY:

- You enjoy valuable relationship building with Dealer Representatives, close to your home, who will explain the features and benefits of the product.
- You receive a full product orientation prior to delivery, which includes hands-on directions for many of the coach's systems and functions. You are also introduced to the Dealership's Service/Parts/Warranty personnel who are at the ready to help you with any issues you may encounter, now and in the future.
- You enjoy customer PRIORITY. Dealerships generally service their purchasing customers first - others may experience long delays and miss opportunities to use their RV. What is it worth for you to have a dealership's full attention and motivation to satisfy you when you need service - in a timely manner?
- Valuable TAX dollars and jobs stay in YOUR community which pays for your roads, schools, police and fire departments.

DON'T UNDERESTIMATE CUSTOMER SERVICE AND PERSONAL CARE!

For Canadian Residents: If you purchase an RV out-of-country, there are additional fees, taxes and inspections that must be met before bringing your product home. Your local Canadian dealers are experts in these provisions.

Visit HEARTLAND on:



Your Authorized Heartland Dealer:

HEARTLAND PROUDLY PARTNERS WITH THE HIGHEST QUALITY VENDORS
in manufacturing our recreational vehicles:



WILDERNESS



HEARTLAND CUSTOMER SERVICE WE'VE GOT YOUR BACK!

Over 40 men and women located in a dedicated facility servicing our customers every day. With a dealer network of over 400 locations across the U.S. and Canada, you're never far from an authorized Heartland dealer.

Product information is as accurate as possible as of the date of publication of this brochure. Due to Heartland's commitment to continuous product improvement - floorplans, materials, components, features, measurements, specifications, options, etc. are subject to change at any time without notice or obligation. In certain conditions some additional equipment may be needed. Photos may show optional equipment or props used for photography purposes only.

Heartland has listed the approximate base weight of the trailer without the option equipment included. Option equipment will impact the weight of the trailer. Please locate the weight sticker attached to the trailer you are considering for the most accurate trailer weight.

Tow Vehicle Caution: Owners of Heartland recreational vehicles are solely responsible for the selection and proper use of tow vehicles. All customers should consult with a motor vehicle manufacturer or their dealer concerning the purchase and use of suitable tow vehicles for Heartland products. Heartland disclaims any liability or damages suffered as a result of the selection, operation, use or misuse of a tow vehicle. Heartland's limited warranty does not cover damage to the recreational vehicle or the tow vehicle as a result of the selection of the tow vehicle.

Product information and specifications apply to coaches beginning with serial number 291683

30,000 Litho 12/14

www.HEARTLANDRVs.com



Experience:

- Product Walk-Through Videos
- Side By Side Comparisons
- Feature Videos • Photo Galleries
- Virtual 360° Tours
- Detailed Floor Plans
- News • Testimonials
- Dealer Locator • Owners Club
- Customer Service • Service Locator
- and More at our Informative Web Site





Heartland Recreational Vehicles

2831 Dexter Drive • Elkhart, IN 46514 • 574-262-5992

Community. Convenience. Close-to-home.

Where you purchase your recreational vehicle is ultimately your decision but Heartland urges you to consider buying at your local dealer. Dealers are part of your community, providing jobs and contributing to your local economy. These dealers are under obligation to provide warranty service for products they sell, but are not legally required to service products purchased from other dealers. At some point, you may need to return to the dealer you buy from - why not stay close to home? After all, home is where your Heartland is!


BENEFITS OF PURCHASING YOUR RV LOCALLY:

- You enjoy valuable relationship building with Dealer Representatives, close to your home, who will explain the features and benefits of the product.
- You receive a full product orientation prior to delivery, which includes hands-on directions for many of the coach's systems and functions. You are also introduced to the Dealership's Service/Parts/Warranty personnel who are at the ready to help you with any issues you may encounter, now and in the future.
- You enjoy customer PRIORITY. Dealerships generally service their purchasing customers first - others may experience long delays and miss opportunities to use their RV. What is it worth for you to have a dealership's full attention and motivation to satisfy you when you need service - in a timely manner?
- Valuable TAX dollars and jobs stay in YOUR community which pays for your roads, schools, police and fire departments.

DON'T UNDERESTIMATE CUSTOMER SERVICE AND PERSONAL CARE!

For Canadian Residents: If you purchase an RV out-of-country, there are additional fees, taxes and inspections that must be met before bringing your product home. Your local Canadian dealers are experts in these provisions.

Visit HEARTLAND on:



Your Authorized Heartland Dealer:

HEARTLAND PROUDLY PARTNERS WITH THE HIGHEST QUALITY VENDORS
in manufacturing our recreational vehicles:



WILDERNESS



HEARTLAND CUSTOMER SERVICE WE'VE GOT YOUR BACK!

Over 40 men and women located in a dedicated facility servicing our customers every day. With a dealer network of over 400 locations across the U.S. and Canada, you're never far from an authorized Heartland dealer.

Product information is as accurate as possible as of the date of publication of this brochure. Due to Heartland's commitment to continuous product improvement - floorplans, materials, components, features, measurements, specifications, options, etc. are subject to change at any time without notice or obligation. In certain conditions some additional equipment may be needed. Photos may show optional equipment or props used for photography purposes only.

Heartland has listed the approximate base weight of the trailer without the option equipment included. Option equipment will impact the weight of the trailer. Please locate the weight sticker attached to the trailer you are considering for the most accurate trailer weight.

Tow Vehicle Caution: Owners of Heartland recreational vehicles are solely responsible for the selection and proper use of tow vehicles. All customers should consult with a motor vehicle manufacturer or their dealer concerning the purchase and use of suitable tow vehicles for Heartland products. Heartland disclaims any liability or damages suffered as a result of the selection, operation, use or misuse of a tow vehicle. Heartland's limited warranty does not cover damage to the recreational vehicle or the tow vehicle as a result of the selection of the tow vehicle.

Product information and specifications apply to coaches beginning with serial number 291683

30,000 Litho 12/14

www.HEARTLANDRVs.com



Experience:

Product Walk-Through Videos
Side By Side Comparisons
Feature Videos • Photo Galleries
Virtual 360° Tours
Detailed Floor Plans
News • Testimonials
Dealer Locator • Owners Club
Customer Service • Service Locator
and More at our Informative Web Site

