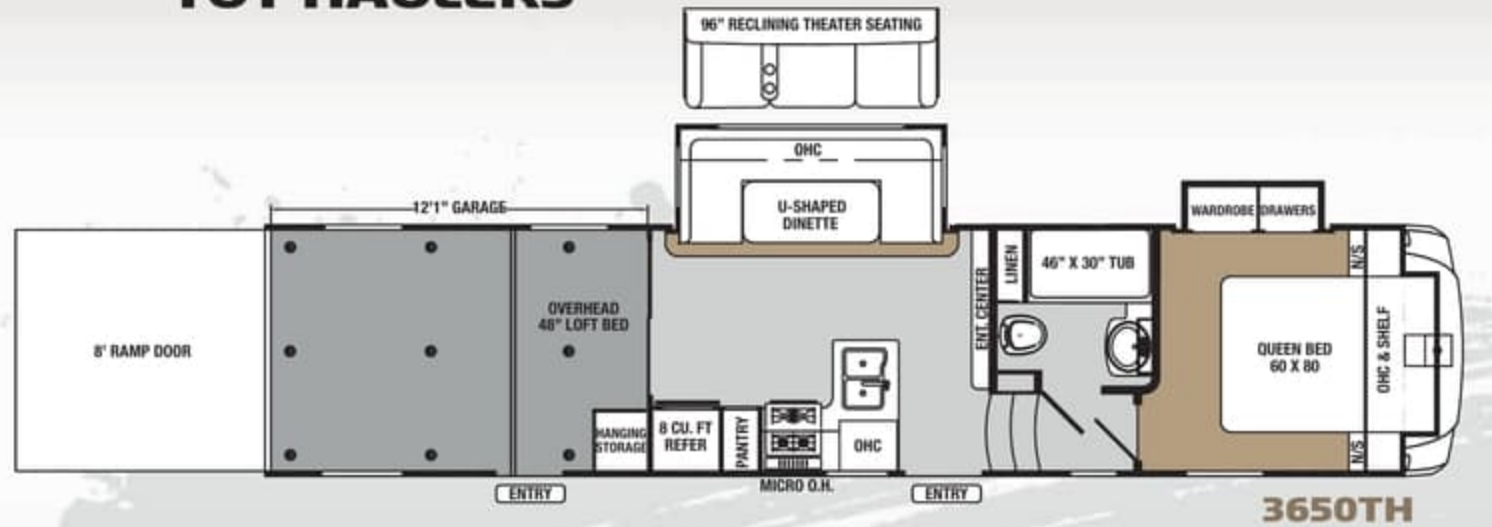


REVELATION

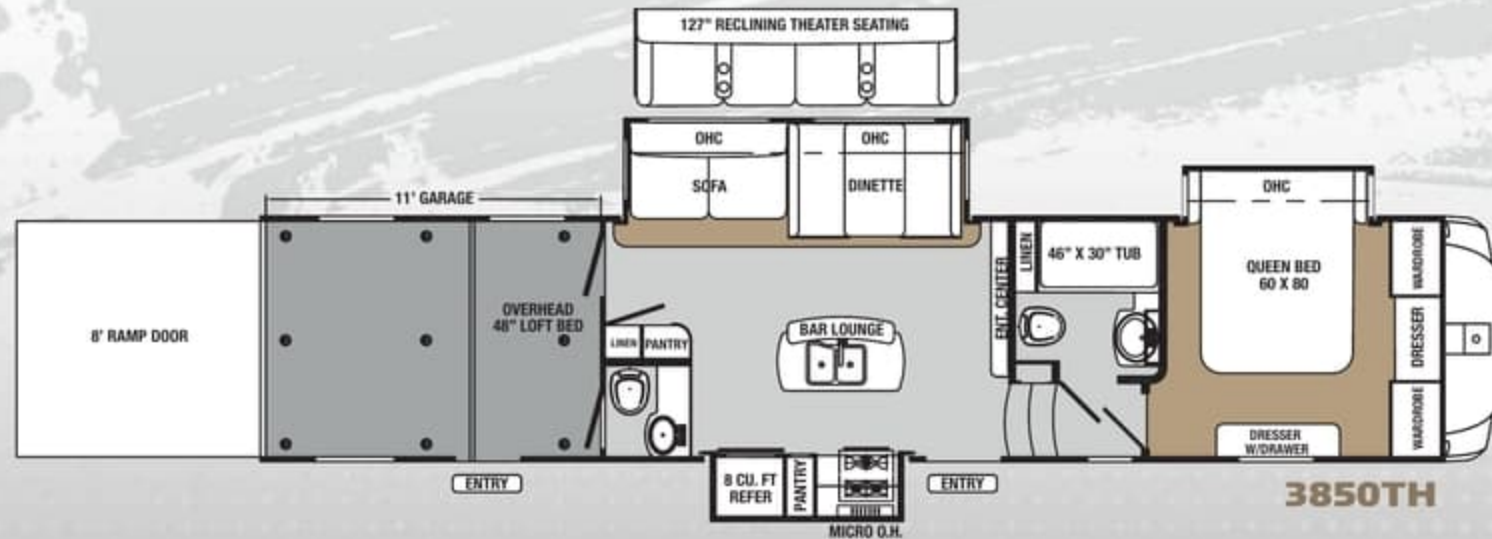
by Palomino



FIFTH WHEEL TOY HAULERS



3650TH



3850TH

SPECIFICATIONS

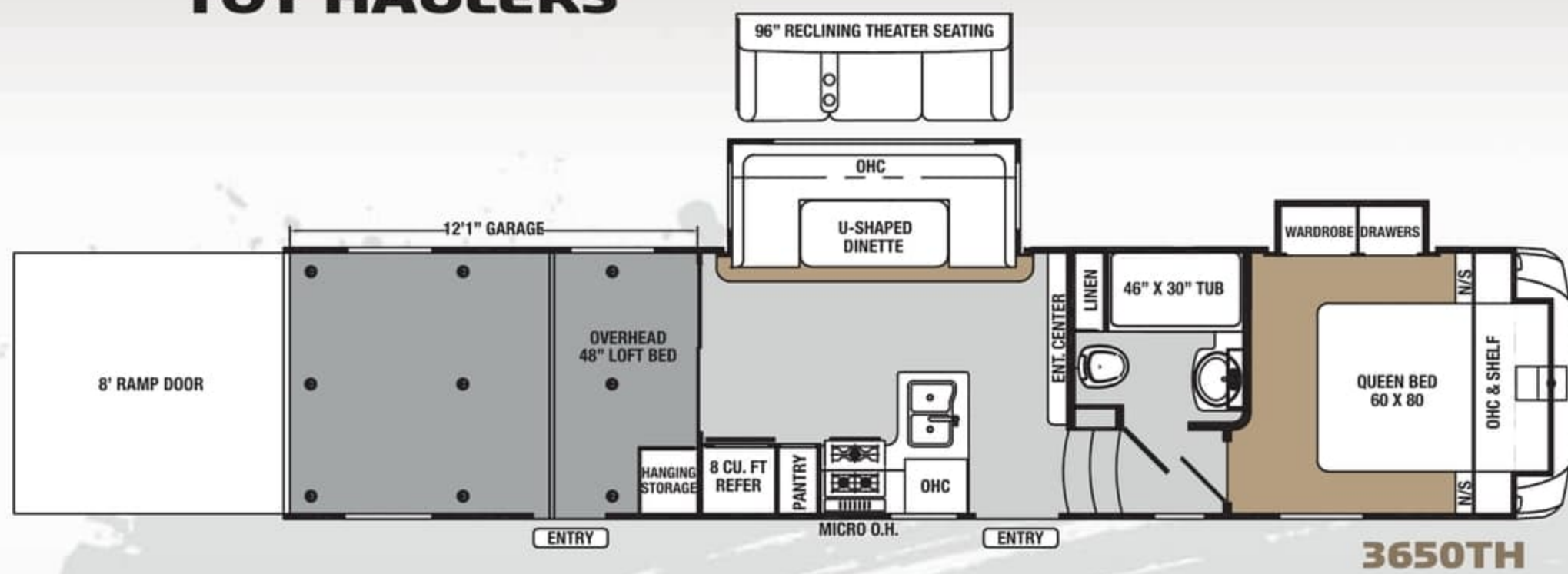
	3650	3850
HITCH WEIGHT	2,650	TBD
AXLE WEIGHT	8,163	TBD
DRY SHIP WEIGHT	10,813	TBD
GVWR	14,900	TBD
CARGO CAPACITY	4,037	TBD
EXTERIOR LENGTH	38' 4"	40' 9"
FRESH WATER (gal.)	100	100
BLACK WATER (gal.)	42	TBD
GREY WATER (gal.)	84	TBD
TIRE SIZE (in)	16	16
AWNING SIZE	21' LIT	TBD

REVELATION

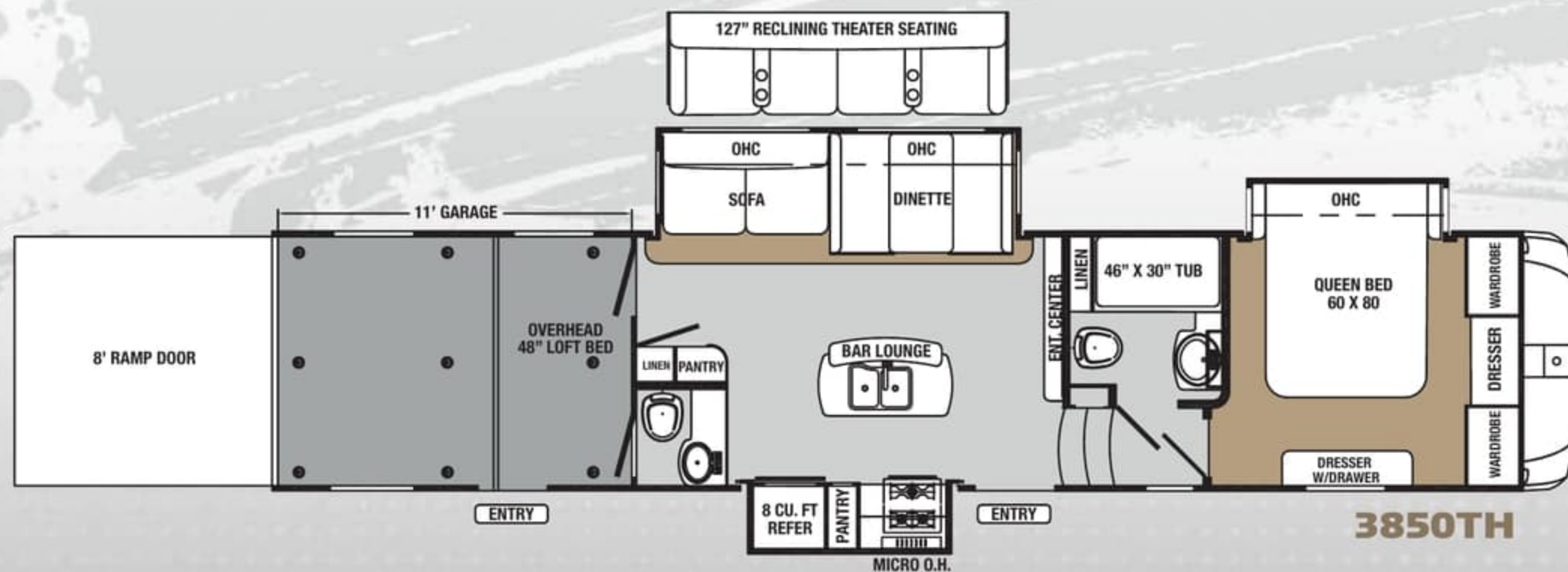
by Palomino



FIFTH WHEEL TOY HAULERS



3650TH



3850TH

SPECIFICATIONS

	3650	3850
HITCH WEIGHT	2,650	TBD
AXLE WEIGHT	8,163	TBD
DRY SHIP WEIGHT	10,813	TBD
GVWR	14,900	TBD
CARGO CAPACITY	4,037	TBD
EXTERIOR LENGTH	38' 4"	40' 9"
FRESH WATER (gal.)	100	100
BLACK WATER (gal.)	42	TBD
GREY WATER (gal.)	84	TBD
TIRE SIZE (in)	16	16
AWNING SIZE	21' LIT	TBD



DECOR Select your favorite from two designer fabrics.



COCOA



BEECHWOOD

TOY HAULER STANDARD FEATURES AND OPTIONS

INTERIOR

- 8 Cu. Ft. Refrigerator
- 6-Gal. Gas/Electric DSI Water Heater with Quick Recovery
- Residential Microwave
- 3-Burner Range with 22 inch Oven
- Large 60/40 Under Mount Stonecast Kitchen Sink
- High Rise Faucet
- Solid Surface Counter Tops
- Ash Mortise and Tenon Hardwood Cabinetry
- 100# Full Extension Ball Bearing Drawer Guides
- Night Shades
- Power Vent in the Master Bathroom
- Porcelain Foot Flush Toilet
- Bedroom TV Hook-Up
- Fiberglass Shower
- Skylight in Shower
- Residential Interior Door with Glass Insert (Select models)
- Cable/Sat. Prep
- TV Antenna with Booster
- Braced and Wired for Second A/C
- 50 AMP Automatic Transfer Switch with Generator Prep
- Ducted A/C into Garage
- 1/4" x 8" Frame Integrated Tie Down Reinforcement
- Cargo Plates
- Beauflor-Plankwood Flooring

EXTERIOR

- Convenience Center (All System Hook-Ups Located In One Area)
- High Pressure Spray Port
- Black Tank Flush
- Exterior Cable / Sat Hook Up
- Rear Spotlights
- Outdoor LED Activity Light
- One Touch Electric Awning
- Easy Glide Radius Steps
- Large Tinted Safety Glass Windows with 80% Tint
- Pass-through Storage
- Collapsible Aluminum Roof Ladder
- Rain Gutters with Extended Drip Spouts
- "RAM" Air Ventilation System in Garage
- Fiberglass Front Cap
- Spare Tire
- 7,000 Lbs. Ultra Lube Axles
- Heated and Enclosed Underbelly
- Double Welded Aluminum Construction
- Rack in Pinion Slide Rooms
- 5" Pre-Engineered Truss Roof Rafters
- Battery Quick Disconnect
- 50 Amp Service
- 15,000 BTU Air Conditioner
- Premium 8 Lug 16" "E" Rated Radial Tires with Aluminum Rims
- One Piece Roof (12 year warranty)

- Filon Exterior Sidewalls
- Fully Walkable Roof
- Electric Front and Rear Jacks
- 10" - 12" I-Beams (Select models)
- Large Entry Assist Grab Handle
- 8' Tall Ramp Door
- 6'6" Interior Slide Height
- Backup Camera Ready

ENTERTAINMENT SYSTEM

- 40" LED HDTV
- Jensen Theater Wall Mount Stereo with HDMI and Blue Tooth
- 8-Interior Speakers with Amplified Sub Woofer
- 2-Exterior Marine Speakers

SAFETY PACKAGE

- Carbon Monoxide Detector
- Smoke Detector
- LP Gas Detector
- (2) Fire Extinguisher

EXTERIOR OPTIONS

- 2nd A/C 13.5 Master Bedroom
- Low Profile 2nd A/C 13.5 Master Bedroom
- 10 Gal. Gas/110V/DSI Water Heater IPO 6 Gallon
- 6-Point Auto Leveling, Electric Ground Control
- Trail Air Rota Flex Rubberized Pin Box
- JT's Strong Arm Jack Stabilizers (Front Jacks Only)
- Frameless Windows

- Dual Pane Windows (Non-Frameless)
- (2) Slide Toppers
- (3) Slide Toppers
- Zip Screen In Cargo Area
- Hide-A-Screen In Cargo Area
- Rear Patio Deck
- Onan 5.5 KW Generator with 30 Gal. Fuel Station
- 30 Gal. Fuel Pump Station

INTERIOR OPTIONS

- LG Solid Surface Galley Extension
- Stainless Steel Appliance Package (Range Hood, Oven Front, Refer Front, Micro)
- 6-Panel Refer Door Inserts
- 20 Cu Ft. Residential Refer W/Inverter
- Electric Fireplace
- 98" Reclining Theater Sofa IPO U-Dinette (3650)
- 127" Reclining Theater Sofa IPO Dinette and Sofa (3850)
- Serta Mattress Upgrade 60"x 80"
- Eureka Central Vacuum
- 24" LED Bedroom TV
- Happi Jac Rollover Sofas with Electric Queen Bed Above
- Single Queen Electric Bed
- Double Queen Electric Bed

MISC

- Z240 Canadian Standards

YOUR REVELATION DEALER



Revelation by Palomino ■ Forest River, Inc.
 2412 Century Drive ■ Goshen, IN 46528
 (269) 432-3271 ■ www.palominoRV.com



Learn More
 Scan this barcode using a QR Reader on your smart phone to learn more about Forest River.



All illustrations and specifications contained in this literature are based on the latest product information at the time of publication. Forest River, Inc. reserves the right to make changes in prices, colors, materials, equipment and specifications at anytime, without notice, and assumes no responsibility for any error in this literature. All weights shown are approximate. All units are shipped F.O.B. point of manufacture. ©2014 Revelation by Palomino, a Division of Forest River, Inc., a Berkshire Hathaway company. All Rights Reserved 12/14



DECOR *Select your favorite from two designer fabrics.*



COCOA



BEECHWOOD

TOY HAULER STANDARD FEATURES AND OPTIONS

INTERIOR

- 8 Cu. Ft. Refrigerator
- 6-Gal. Gas/Electric DSI Water Heater with Quick Recovery
- Residential Microwave
- 3-Burner Range with 22 inch Oven
- Large 60/40 Under Mount Stonecast Kitchen Sink
- High Rise Faucet
- Solid Surface Counter Tops
- Ash Mortise and Tenon Hardwood Cabinetry
- 100# Full Extension Ball Bearing Drawer Guides
- Night Shades
- Power Vent in the Master Bathroom
- Porcelain Foot Flush Toilet
- Bedroom TV Hook-Up
- Fiberglass Shower
- Skylight in Shower
- Residential Interior Door with Glass Insert (Select models)
- Cable/Sat. Prep
- TV Antenna with Booster
- Braced and Wired for Second A/C
- 50 AMP Automatic Transfer Switch with Generator Prep
- Ducted A/C into Garage
- ¼" x 8" Frame Integrated Tie Down Reinforcement Cargo Plates
- Beauflor-Plankwood Flooring

EXTERIOR

- Convenience Center (All System Hook-Ups Located In One Area)
- High Pressure Spray Port
- Black Tank Flush
- Exterior Cable / Sat Hook Up
- Rear Spotlights
- Outdoor LED Activity Light
- One Touch Electric Awning
- Easy Glide Radius Steps
- Large Tinted Safety Glass Windows with 80% Tint
- Pass-through Storage
- Collapsible Aluminum Roof Ladder
- Rain Gutters with Extended Drip Spouts
- "RAM" Air Ventilation System in Garage
- Fiberglass Front Cap
- Spare Tire
- 7,000 Lbs. Ultra Lube Axles
- Heated and Enclosed Underbelly
- Double Welded Aluminum Construction
- Rack in Pinion Slide Rooms
- 5" Pre-Engineered Truss Roof Rafters
- Battery Quick Disconnect
- 50 Amp Service
- 15,000 BTU Air Conditioner
- Premium 8 Lug 16" "E" Rated Radial Tires with Aluminum Rims
- One Piece Roof (12 year warranty)

- Filon Exterior Sidewalls
- Fully Walkable Roof
- Electric Front and Rear Jacks
- 10"- 12" I-Beams (Select models)
- Large Entry Assist Grab Handle
- 8' Tall Ramp Door
- 6'6" Interior Slide Height
- Backup Camera Ready

ENTERTAINMENT SYSTEM

- 40" LED HDTV
- Jensen Theater Wall Mount Stereo with HDMI and Blue Tooth
- 8-Interior Speakers with Amplified Sub Woofer
- 2-Exterior Marine Speakers

SAFETY PACKAGE

- Carbon Monoxide Detector
- Smoke Detector
- LP Gas Detector
- (2) Fire Extinguisher

EXTERIOR OPTIONS

- 2nd A/C 13.5 Master Bedroom
- Low Profile 2nd A/C 13.5 Master Bedroom
- 10 Gal. Gas/110V/DSI Water Heater IPO 6 Gallon
- 6-Point Auto Leveling, Electric Ground Control
- Trail Air Rota Flex Rubberized Pin Box
- JT's Strong Arm Jack Stabilizers (Front Jacks Only)
- Frameless Windows

- Dual Pane Windows (Non-Frameless)
- (2) Slide Toppers
- (3) Slide Toppers
- Zip Screen In Cargo Area
- Hide-A-Screen In Cargo Area
- Rear Patio Deck
- Onan 5.5 KW Generator with 30 Gal. Fuel Station
- 30 Gal. Fuel Pump Station

INTERIOR OPTIONS

- LG Solid Surface Galley Extension
- Stainless Steel Appliance Package (Range Hood, Oven Front, Refer Front, Micro)
- 6-Panel Refer Door Inserts
- 20 Cu Ft. Residential Refer W/Inverter
- Electric Fireplace
- 98" Reclining Theater Sofa IPO U-Dinette (3650)
- 127" Reclining Theater Sofa IPO Dinette and Sofa (3850)
- Serta Mattress Upgrade 60"x 80"
- Eureka Central Vacuum
- 24" LED Bedroom TV
- Happi Jac Rollover Sofas with Electric Queen Bed Above Single Queen Electric Bed
- Double Queen Electric Bed

MISC

- Z240 Canadian Standards



Revelation by Palomino ■ Forest River, Inc.
 2412 Century Drive ■ Goshen, IN 46528
 (269) 432-3271 ■ www.palominorv.com



YOUR REVELATION DEALER



Learn More
 Scan this barcode using a QR Reader on your smart phone to learn more about Forest River.



A Berkshire Hathaway company.

All illustrations and specifications contained in this literature are based on the latest product information at the time of publication. Forest River, Inc. reserves the right to make changes in prices, colors, materials, equipment and specifications at anytime, without notice, and assumes no responsibility for any error in this literature. All weights shown are approximate. All units are shipped F.O.B. point of manufacture. ©2014 Revelation by Palomino, a Division of Forest River, Inc., a Berkshire Hathaway company. All Rights Reserved 12/14