

BY VENTURE RV

SPORTTREK

Lightweight Travel Trailers & Toy Haulers



✧ Your Venture Starts Here. ✧

SPORTTREK

BY VENTURE RV

Lightweight Travel Trailers & Toy Haulers



✧ Your Venture Starts Here. ✧



The lay-flat theater seating is standard in the 290VIK and available in most models.



SportTrek has a designer headboard with residential reversible quilted comforter surrounded by abundant storage



SportTrek Lightweight Travel Trailers & Toy Haulers



McKinley



Tahoe

The SportTrek was created with 'new to the industry' product concepts to enhance the RV lifestyle at an affordable price.

Each SportTrek is engineered with specific features designed to provide maximum comfort, durability and consumer-inspired floor plans.





The lay-flat theater seating is standard in the 290VIK and available in most models.



SportTrek has a designer headboard with residential reversible quilted comforter surrounded by abundant storage



LIGHTWEIGHT TRAVEL TRAILERS & TOY HAULERS



McKinley



Tahoe

The SportTrek was created with 'new to the industry' product concepts to enhance the RV lifestyle at an affordable price.

Each SportTrek is engineered with specific features designed to provide maximum comfort, durability and consumer-inspired floor plans.



3



Model ST290VIK

Our Safe 'Tek Box keeps your mobile devices off the counter while charging.

Available kitchen skylight with shade provides abundant natural light.

This camper inspired lightweight travel trailer combines value added features with quality craftsmanship that will exceed expectations of today's RV'ers.





Our Safe 'Tek Box keeps your mobile devices off the counter while charging.

Available kitchen skylight with shade provides abundant natural light.

This camper inspired lightweight travel trailer combines value added features with quality craftsmanship that will exceed expectations of today's RV'ers.

Model ST290VIK





Many SportTrek floor plans feature an extra-long 82" sofa with Flipside reversible cushions.



Versatile Bunkroom in the 320VIK can sleep up to 5.



Extra dining/lounge area in the back of the 320VIK.

Lightweight Travel Trailers & Toy Haulers



Model ST320VIK



Campfire Cafe





Many SportTrek floor plans feature an extra-long 82" sofa with Flipside reversible cushions.

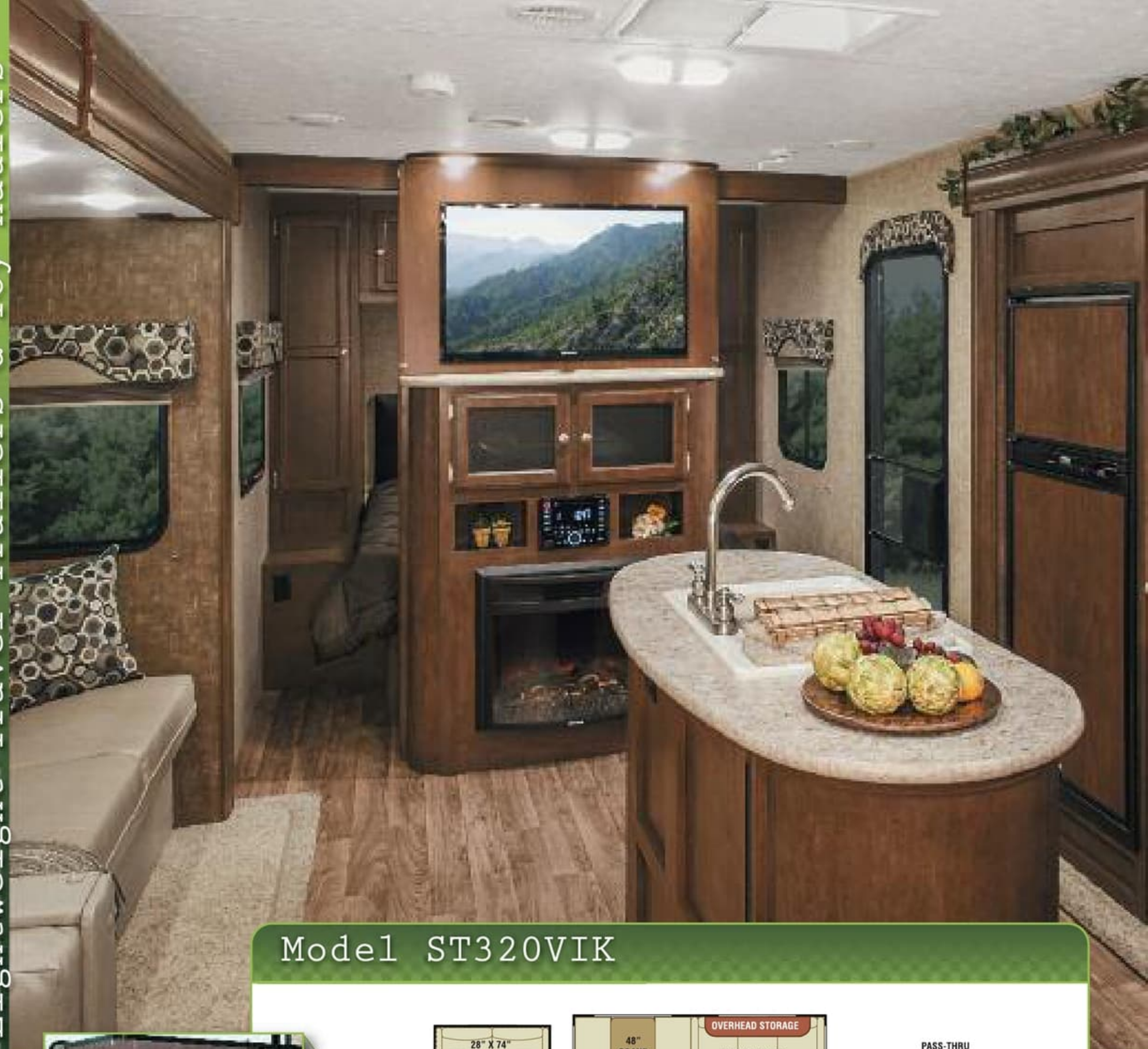


Versatile Bunkroom in the 320VIK can sleep up to 5.



Extra dining/lounge area in the back of the 320VIK.

SPORTTREK Lightweight Travel Trailers & Toy Haulers



Model ST320VIK



Campfire Cafe



SPORTTREK

Structural Benefits



1. Alpha ply roof material
2. 3/8" walkable roof material
3. 4 3/8" Truss rafter 16" OC
4. R-14 Residential fiberglass insulation
5. Vinyl interior ceiling panel
6. Champagne infused front profile
7. Hitch light
8. Diamond plate rock guard
9. Easy view LP tank cover
10. Vinyl decorative interior board
11. Expanded Polystyrene R-7
12. Tinted safety glass windows
13. Luan structure board
14. High gloss exterior fiberglass
15. Dexter radius exterior door
16. Large grab handle
17. Champagne color match slide-out ends
18. Campfire Cafe - exterior kitchen (VBF).
Includes: TV hookup, sink, cooktop, fridge
19. 13.5 A/C standard -15 A/C optional
20. Ladder
21. 3 1/2" downspout
22. Rain gutter
23. Secure Stance angled jack
24. Triple entry step
25. Blue LED stairwell light
26. BAL huck bolted frame
27. Wide Trek axles
28. Radial tires
29. High polished aluminum rims (optional)
30. Insulated, heated and enclosed underbelly
31. Residential duct heating
32. Darco moisture barrier
33. R-14 Residential fiberglass insulation
34. 2" x 3" floor joist 16" OC
35. 5/8 tongue and groove plywood
36. Shaw® nylon stain resistant carpet
37. Designer Carefree Congoleum®
linoleum with 3 year warranty
38. Self adjusting brakes



SPORTTREK

Structural Benefits



1. Alpha ply roof material
2. 3/8" walkable roof material
3. 4 3/8" Truss rafter 16" OC
4. R-14 Residential fiberglass insulation
5. Vinyl interior ceiling panel
6. Champagne infused front profile
7. Hitch light
8. Diamond plate rock guard
9. Easy view LP tank cover
10. Vinyl decorative interior board
11. Expanded Polystyrene R-7
12. Tinted safety glass windows
13. Luan structure board
14. High gloss exterior fiberglass
15. Dexter radius exterior door
16. Large grab handle
17. Champagne color match slide-out ends
18. Campfire Cafe - exterior kitchen (VBF).
Includes: TV hookup, sink, cooktop, fridge
19. 13.5 A/C standard -15 A/C optional
20. Ladder
21. 3 1/2" downspout
22. Rain gutter
23. Secure Stance angled jack
24. Triple entry step
25. Blue LED stairwell light
26. BAL huck bolted frame
27. Wide Trek axles
28. Radial tires
29. High polished aluminum rims (optional)
30. Insulated, heated and enclosed underbelly
31. Residential duct heating
32. Darco moisture barrier
33. R-14 Residential fiberglass insulation
34. 2" x 3" floor joist 16" OC
35. 5/8 tongue and groove plywood
36. Shaw® nylon stain resistant carpet
37. Designer Carefree Congoleum®
linoleum with 3 year warranty
38. Self adjusting brakes



SportTrek Floor Plans

ST190VTH

NEW
Toy Hauler



ST250VRK



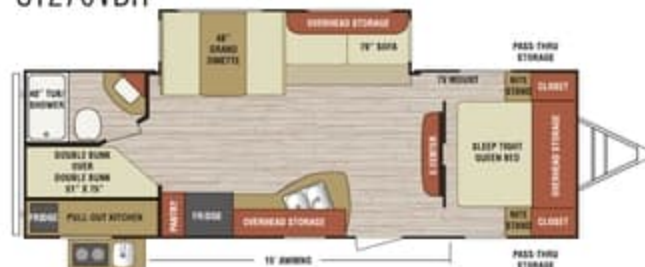
ST280VRB



ST222VIK



ST270VBH



ST282VRL



ST240VBH



ST270VRL



ST290VIK



Specifications:	ST190VTH	ST222VIK	ST240VBH	ST250VRK	ST270VBH	ST270VRL	ST280VRB	ST282VRL	ST290VIK	ST300VTH	ST312VBH	ST320VIK	ST322VBH
UVW*	4450	5470	5050	5270	5460	5700	6880	6040	7000	6480	7110	7250	7130
Hitch Weight	680	620	670	500	660	660	650	760	770	1000	800	860	710
Axle Weight	3770	4850	4380	4770	4800	5040	6230	5280	6230	5480	6310	6390	6420
Carrying Capacity	2550	1030	1150	1230	1340	1100	1420	960	1300	2120	1190	1350	1170
GVWR	7000	6500	6200	6500	6800	6800	8300	7000	8300	8600	8300	8600	8300
Interior Height	6' 6"	6' 6"	6' 6"	6' 6"	6' 10"	6' 10"	6' 10"	6' 10"	6' 10"	6' 10"	6' 10"	6' 10"	6' 10"
Exterior Height	10' 9"	10' 11"	10' 10"	10' 7"	10' 7"	10' 7"	11'	11' 8"	11' 1"	10' 8"	11' 4"	11' 1"	11' 2"
Exterior Width	8'	8'	8'	8'	8'	8'	8'	8'	8'	8'	8'	8'	8'
Exterior Length	23'11"	25' 7"	28' 2"	28' 9"	30' 8"	30' 3"	32' 2"	33' 6"	35' 0"	34' 4"	35' 6"	35' 6"	35' 10"
Furnace BTUs (1,000's)	20	20	20	20	25	25	25	25	30	25	30	30	30
Tire Size	15" Radial	14" Radial	14" Radial	14" Radial	14" Radial	14" Radial	15" Radial	15" Radial	15" Radial	15" Radial	15" Radial	15" Radial	15" Radial
Awning Length	14'	16'	14'	20'	15'	15'	16'	20'	15'	20'	16'	16'	16'

Tanks – Fresh water: 40 gallons Gray Water: 32 gallons (64 gallons on ST250VRK, 55 gallons on ST280VRB) Black Water: 32 gallons

*This weight reflects the rolling average unit weight for each model. Your trailer weight will vary according to optional equipment.

SportTrek Floor Plans



Specifications:	ST190VTH	ST222VIK	ST240VBH	ST250VRK	ST270VBH	ST270VRL	ST280VRB	ST282VRL	ST290VIK	ST300VTH	ST312VBH	ST320VIK	ST322VBH
UVW*	4450	5470	5050	5270	5460	5700	6880	6040	7000	6480	7110	7250	7130
Hitch Weight	680	620	670	500	660	660	650	760	770	1000	800	860	710
Axle Weight	3770	4850	4380	4770	4800	5040	6230	5280	6230	5480	6310	6390	6420
Carrying Capacity	2550	1030	1150	1230	1340	1100	1420	960	1300	2120	1190	1350	1170
GVWR	7000	6500	6200	6500	6800	6800	8300	7000	8300	8600	8300	8600	8300
Interior Height	6' 6"	6' 6"	6' 6"	6' 6"	6' 10"	6' 10"	6' 10"	6' 10"	6' 10"	6' 10"	6' 10"	6' 10"	6' 10"
Exterior Height	10' 9"	10' 11"	10' 10"	10' 7"	10' 7"	10' 7"	11'	11' 8"	11' 1"	10' 8"	11' 4"	11' 1"	11' 2"
Exterior Width	8'	8'	8'	8'	8'	8'	8'	8'	8'	8'	8'	8'	8'
Exterior Length	23' 11"	25' 7"	28' 2"	28' 9"	30' 8"	30' 3"	32' 2"	33' 6"	35' 0"	34' 4"	35' 6"	35' 6"	35' 10"
Furnace BTUs (1,000's)	20	20	20	20	25	25	25	25	30	25	30	30	30
Tire Size	15" Radial	14" Radial	14" Radial	14" Radial	14" Radial	14" Radial	15" Radial	15" Radial	15" Radial	15" Radial	15" Radial	15" Radial	15" Radial
Awning Length	14'	16'	14'	20'	15'	15'	16'	20'	15'	20'	16'	16'	16'

Tanks – Fresh water: 40 gallons Gray Water: 32 gallons (64 gallons on ST250VRK, 55 gallons on ST280VRB) Black Water: 32 gallons

*This weight reflects the rolling average unit weight for each model. Your trailer weight will vary according to optional equipment.

ST300VTH

NEW
Toy Hauler

ST322VBH



ST312VBH



ST323VFL



ST320VIK



ST327VIK



NEW



Lightweight Travel Trailer Features



40" LED TV ROKU Ready
(32" LED TV ROKU Ready in 240 & 270VRL)



15" Aluminum rims with
15" radial tires (Available)



250 lb. capacity flip-up
bike/cargo tray (Available)



Under Shield Enclosed
Heated Underbelly



Power tongue jack (Available)



Available pullout kitchen
(240VBH and 270VBH)

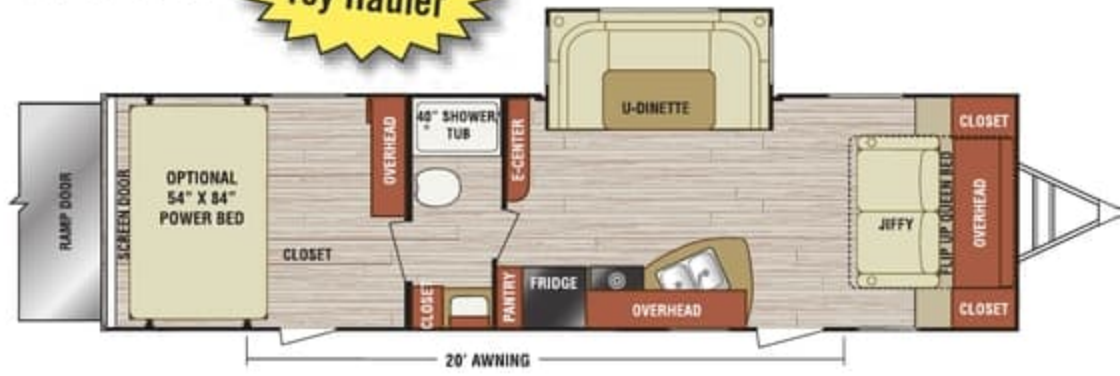


Epoxy and E-coated frame with
Huck Bolt construction.



Multi-directional LED Lighted
Power Awning (Available)

ST300VTH

NEW
Toy Hauler

ST322VBH



ST312VBH



ST323VFL



ST320VIK



ST327VIK



NEW

40" LED TV ROKU Ready
(32" LED TV ROKU Ready in 240 & 270VRL)15" Aluminum rims with
15" radial tires (Available)250 lb. capacity flip-up
bike/cargo tray (Available)Under Shield Enclosed
Heated UnderbellyAvailable pullout kitchen
(240VBH and 270VBH)

Power tongue jack (Available)

Epoxy and E-coated frame with
Huck Bolt construction.Multi-directional LED Lighted
Power Awning (Available)

SPORTTREK

SPORTTREK

SportTrek Standards & Options

Bedroom

- Designer padded headboard
- Sleep Tight innerspring mattress
- Reversible residential quilted comforter
- Teddy Bear bunk mattress(s)
- Solid wood nightstands
- Overhead cabinets
- Large shirt closet with built-in shelf
- 2 Gas struts under the bed storage
- Solid wood privacy door(s) (N/A 240VBH, 222VIK and 250VRK)
- TV and satellite connections
- Hard valances
- Night shades

Living Room/Kitchen

- Built-in radius entertainment center with halogen lighting (N/A 240VBH)
- Bluetooth DVD/CD/MP3/AM/FM Stereo
- Designer Carefree residential freeze/crack proof linoleum
- Shaw® R2X stain resistant carpet
- Panoramic slide-out windows
- 6' 10" Interior height (most models)
- Cognac maple cabinet doors and drawers
- Tilt-out utility tray
- Café Latte mosaic tile
- High rise satin nickel faucet
- 60/40 Deep sink with sink covers
- Safe "T"ek box
- Full extension ball bearing drawer guides
- Comfort by Design grand dinette with reversible cushions
- Comfort by Design sofa with reversible cushions
- (4) Flush mount interior speakers

Appliances

- Microwave with turntable
- 6.3 Cubic foot refrigerator
- 3-Burner stove top with oven
- Vented range hood with light
- Coleman® Whisper A/C
- 6 Gal DSI gas/electric water heater

Bathroom

- Foot flush toilet
- Multi-shelf shower or tub
- Designer shower curtain
- Mirrored medicine cabinet

Exterior/Construction Features

- Diamond plate rock guard
- EZ accesses LP tank cover
- EZ exchange (2) 20# LP tanks with auto changeover
- Large pass-thru baggage doors (cooler sized)
- Wide-Trek axles
- Self adjusting brakes
- Triple step entry step with LED stairwell light
- Under Shield heated and enclosed underbelly
- BAL Huck bolted frame that is E-coated and epoxy painted
- Fiberglass exterior with champaign colored front and rear profile
- Deep slides with champaign colored slide-out ends
- Exterior shower
- Tinted Safety Glass Windows
- Hitch Light
- (4) Ground effect blue LED lights
- Digital antenna receiver
- Large assist grab handle
- Cable/satellite connection (2 locations)
- (4) Secure Stance stabilizer angled jacks
- 5/8" Tongue and groove plywood floor
- Walkable roof
- (2) Marine grade exterior speakers
- Alpha Superflex roof material
- Gutter with downspouts
- Gutters above slide-outs
- Extra long awnings

Trail Package (option)

- Spare tire, carrier and cover
- Ladder
- Black tank flush

Options

- Multi-directional LED lighted power awning
- LED interior & exterior lighting
- Aussie outside grill
- Lighted power tongue jack
- Fireplace
- Theater seating (NA 235, 240, 250)
- Flip-up cargo tray
- Skylight with shade
- Extend-a-bed body pillow

Entertainment Package (opt)

- 40" LED ROKU ready TV (32" LED TV ROKU ready 240, 270VRL)
- Swing away bracket

- Sleep Tight gel infused memory foam mattress
- (4) Secure Stance angled stabilizer jacks
- Pre-wired Zamp solar
- 15" Radial tires with aluminum wheels (4)
- 15,000 BTU A/C
- 50 AMP service with 2nd A/C prep
- RVIA/QAI/Canadian standards
- RVIA seal
- State seal

TOY HAULER OPTIONS

Toy Hauler Package (option)

- Spare tire / carrier
- Ramp & transition extensions
- Security light
- Black tank flush
- Toy lok

Entertainment Package (opt)

- 40" LED ROKU ready TV
- Swing away bracket
- 32" LED TV 190VTH

Toy Hauler Options

- Fuel tank with pump station
- High polished aluminum rims
- Power bed (in garage area)
- 15,000 BTU A/C
- Multidirectional LED lighted power awning
- Swing away generator tray
- 50 AMP service with 2nd A/C prep
- Retractable screen door (cargo)
- RVIA Seal
- State Seal
- RVIA/QAI/Canadian Standards
- Interior/Exterior LED lighting
- Lighted power tongue jack w/level
- Skylight with shade
- (4) Secure Stance angled stabilizer jacks
- Pre-wired Zamp solar

Your local dealer



A Division of KZ RV



888.988.8440

www.Venture-RV.com



Due to continual research and advances, manufacturer reserves the right to change specifications, design, price and equipment without notice, and assumes no responsibility for any error in this literature. Some items shown are not included as standard or optional equipment.

SPORTTREK

SportTrek Standards & Options

Bedroom

- Designer padded headboard
- Sleep Tight innerspring mattress
- Reversible residential quilted comforter
- Teddy Bear bunk mattress(s)
- Solid wood nightstands
- Overhead cabinets
- Large shirt closet with built-in shelf
- 2 Gas struts under the bed storage
- Solid wood privacy door(s) (N/A 240VBH, 222VIK and 250VRK)
- TV and satellite connections
- Hard valances
- Night shades

Living Room/Kitchen

- Built-in radius entertainment center with halogen lighting (N/A 240VBH)
- Bluetooth DVD/CD/MP3/AM/FM Stereo
- Designer Carefree residential freeze/crack proof linoleum
- Shaw® R2X stain resistant carpet
- Panoramic slide-out windows
- 6' 10" Interior height (most models)
- Cognac maple cabinet doors and drawers
- Tilt-out utility tray
- Café Latte mosaic tile
- High rise satin nickel faucet
- 60/40 Deep sink with sink covers
- Safe "T"ek box
- Full extension ball bearing drawer guides
- Comfort by Design grand dinette with reversible cushions
- Comfort by Design sofa with reversible cushions
- (4) Flush mount interior speakers

Appliances

- Microwave with turntable
- 6.3 Cubic foot refrigerator
- 3-Burner stove top with oven
- Vented range hood with light
- Coleman® Whisper A/C
- 6 Gal DSI gas/electric water heater

Bathroom

- Foot flush toilet
- Multi-shelf shower or tub
- Designer shower curtain
- Mirrored medicine cabinet

Exterior/Construction Features

- Diamond plate rock guard
- EZ accesses LP tank cover
- EZ exchange (2) 20# LP tanks with auto changeover
- Large pass-thru baggage doors (cooler sized)
- Wide-Trek axles
- Self adjusting brakes
- Triple step entry step with LED stairwell light
- Under Shield heated and enclosed underbelly
- BAL Huck bolted frame that is E-coated and epoxy painted
- Fiberglass exterior with champaign colored front and rear profile
- Deep slides with champaign colored slide-out ends
- Exterior shower
- Tinted Safety Glass Windows
- Hitch Light
- (4) Ground effect blue LED lights
- Digital antenna receiver
- Large assist grab handle
- Cable/satellite connection (2 locations)
- (4) Secure Stance stabilizer angled jacks
- 5/8" Tongue and groove plywood floor
- Walkable roof
- (2) Marine grade exterior speakers
- Alpha Superflex roof material
- Gutter with downspouts
- Gutters above slide-outs
- Extra long awnings

Trail Package (option)

- Spare tire, carrier and cover
- Ladder
- Black tank flush

Options

- Multi-directional LED lighted power awning
- LED interior & exterior lighting
- Aussie outside grill
- Lighted power tongue jack
- Fireplace
- Theater seating (NA 235, 240, 250)
- Flip-up cargo tray
- Skylight with shade
- Extend-a-bed body pillow

Entertainment Package (opt)

- 40" LED ROKU ready TV
- (32" LED TV ROKU ready 240, 270VRL)
- Swing away bracket

- Sleep Tight gel infused memory foam mattress
- (4) Secure Stance angled stabilizer jacks
- Pre-wired Zamp solar
- 15" Radial tires with aluminum wheels (4)
- 15,000 BTU A/C
- 50 AMP service with 2nd A/C prep
- RVIA/QAI/Canadian standards
- RVIA seal
- State seal

TOY HAULER OPTIONS

Toy Hauler Package (option)

- Spare tire / carrier
- Ramp & transition extensions
- Security light
- Black tank flush
- Toy lok

Entertainment Package (opt)

- 40" LED ROKU ready TV
- Swing away bracket
- 32" LED TV 190VTH

Toy Hauler Options

- Fuel tank with pump station
- High polished aluminum rims
- Power bed (in garage area)
- 15,000 BTU A/C
- Multidirectional LED lighted power awning
- Swing away generator tray
- 50 AMP service with 2nd A/C prep
- Retractable screen door (cargo)
- RVIA Seal
- State Seal
- RVIA/QAI/Canadian Standards
- Interior/Exterior LED lighting
- Lighted power tongue jack w/level
- Skylight with shade
- (4) Secure Stance angled stabilizer jacks
- Pre-wired Zamp solar

Your local dealer



A Division of KZ RV



888.988.8440
www.Venture-RV.com



Due to continual research and advances, manufacturer reserves the right to change specifications, design, price and equipment without notice, and assumes no responsibility for any error in this literature. Some items shown are not included as standard or optional equipment.