

# AIRSTREAM



**2016 Interstate EXT** Touring Coaches

# AIRSTREAM



**2016 Interstate EXT** Touring Coaches

"Truly a wondrous  
wheeled conveyance"

— *Autoweek*

A white Airstream Mercedes-Benz motorhome is parked on a lush green field. The rear hatch is open, and a person is standing near it. Another person is sitting on a bench nearby. In the background, a large white barn with a dark roof is visible, along with a white fence and a horse being ridden. The scene is set in a rural, hazy environment with trees and a large tree in the foreground on the right.

AIRSTREAM + MERCEDES-BENZ  
Discover what inspires you.

"Truly a wondrous  
wheeled conveyance"

— *Autoweek*



AIRSTREAM + MERCEDES-BENZ  
Discover what inspires you.



Experience the legends ...

### Airstream

Founded in 1931, Airstream is truly an American icon. With a sterling reputation, built on a foundation of unique designs, futuristic innovations and dependable durability, Airstream has been inspiring adventures for over 80 years.

### Mercedes-Benz

Since its inception in 1886, Mercedes-Benz has also been renowned and synonymous with unmatched automotive luxury, performance and advanced technologies.



It's no surprise, when these two world-class companies rallied together to create the Airstream Interstate, it made perfect sense. By pairing sleek Airstream styling with the precision engineering of the Mercedes-Benz Sprinter, the result is a seamless expression of power, opulence, comfort and reliability: the Airstream Interstate.

All Airstream Interstates are luxuriously appointed with a variety of stunning colors, finishes, and fabrics. Your options abound - choose the seating, socializing and sleeping arrangements that best fit your individual preference.





Experience the legends ...

### Airstream

Founded in 1931, Airstream is truly an American icon. With a sterling reputation, built on a foundation of unique designs, futuristic innovations and dependable durability, Airstream has been inspiring adventures for over 80 years.

### Mercedes-Benz

Since its inception in 1886, Mercedes-Benz has also been renowned and synonymous with unmatched automotive luxury, performance and advanced technologies.



It's no surprise, when these two world-class companies rallied together to create the Airstream Interstate, it made perfect sense. By pairing sleek Airstream styling with the precision engineering of the Mercedes-Benz Sprinter, the result is a seamless expression of power, opulence, comfort and reliability: the Airstream Interstate.

All Airstream Interstates are luxuriously appointed with a variety of stunning colors, finishes, and fabrics. Your options abound - choose the seating, socializing and sleeping arrangements that best fit your individual preference.



# Interstate EXT Touring Coaches

## INTERSTATE EXT

### Best in Class Features

Pages  
6-9

### Grand Tour Series

#### Floorplans

EXT Grand Tour  
EXT Grand Tour Twin

#### Seats

6 (7 with optional seat)  
2

#### Sleeps

2  
2

Pages  
10-15

### Lounge Series

#### Floorplans

EXT Lounge  
EXT Lounge Twin  
EXT Lounge Wardrobe  
EXT Lounge Wardrobe Twin

#### Seats

8 (9 with optional seat)  
4  
7 (8 with optional seat)  
3

#### Sleeps

2  
2  
2  
2

Pages  
16-21

### Technical Specifications

Pages  
15 & 21

### Colors & Décors

Page  
22



## Airstream Interstate –

the Number One Selling  
Mercedes-Benz Type B Van in  
America Four Years in a Row\*

[www.airstream.com](http://www.airstream.com)



\* Reported by Statistical Surveys, Inc. Grand Rapids, MI 49508

# Interstate EXT Touring Coaches

## INTERSTATE EXT

Best in Class Features

Pages  
6-9

Grand Tour Series

**Floorplans**

EXT Grand Tour  
EXT Grand Tour Twin

**Seats**

6 (7 with optional seat)  
2

**Sleeps**

2  
2

Pages  
10-15

Lounge Series

**Floorplans**

EXT Lounge  
EXT Lounge Twin  
EXT Lounge Wardrobe  
EXT Lounge Wardrobe Twin

**Seats**

8 (9 with optional seat)  
4  
7 (8 with optional seat)  
3

**Sleeps**

2  
2  
2  
2

Pages  
16-21

Technical Specifications

Pages  
15 & 21

Colors & Décors

Page  
22



### Airstream Interstate –

the Number One Selling  
Mercedes-Benz Type B Van in  
America Four Years in a Row\*

[www.airstream.com](http://www.airstream.com)



\* Reported by Statistical Surveys, Inc. Grand Rapids, MI 49508



# Best in Class Comes Standard

Roll with the best – it's a term we like to use when referring to our Interstate Touring Coaches – and there's a good reason why.

It's because when you select the Airstream Interstate, you aren't choosing a vehicle where best in class requires an upgrade. It isn't an option you'll pay extra for. It's standard.

The fact is, there are over 50 best in class features that come standard in every Interstate.

For the kind of comfort and sophistication you deserve when traveling on the open road, you won't find a touring coach that provides the kind of amenities that come standard on every Airstream Interstate.



# Best in Class Comes Standard

Roll with the best – it's a term we like to use when referring to our Interstate Touring Coaches – and there's a good reason why.

It's because when you select the Airstream Interstate, you aren't choosing a vehicle where best in class requires an upgrade. It isn't an option you'll pay extra for. It's standard.

The fact is, there are over 50 best in class features that come standard in every Interstate.

For the kind of comfort and sophistication you deserve when traveling on the open road, you won't find a touring coach that provides the kind of amenities that come standard on every Airstream Interstate.



Sleek, aerodynamic, easy-to-drive ...



... roll with the best.™

Sleek, aerodynamic, easy-to-drive ...



... roll with the best.™

# Best in Class Features

## Performance

When it comes to performance, unsurpassed quality and unbeatable durability, Airstream and Mercedes-Benz lead the way. The award-winning Mercedes-Benz Sprinter is built to Airstream's unique specifications to ensure that dozens of premium chassis upgrades come standard on every Airstream Interstate.

### CHASSIS

- ★ Mercedes-Benz Sprinter 3500 extended
- ★ Mercedes-Benz 3.0L V6 turbo diesel
- ★ 5-Speed automatic transmission
- ★ 188 horsepower / 325 lbs torque
- ★ 20,000 mile oil maintenance intervals
- ★ 5,000 pounds towing capacity
- ★ BlueTEC emission & fuel reduction technology
- ★ Battery assist
- ★ In-dash maintenance monitoring system
- ★ Multi-function steering wheel w/trip computer
- ★ Tilt & telescopic steering wheel
- ★ Heated windshield
- ★ Heated driver & passenger swivel seats
- ★ Heated power mirrors
- ★ Rear window defrost
- ★ Power windows
- ★ Power door locks
- ★ Hidden storage compartment
- ★ Overhead map lights
- ★ Overhead compartment for sunglasses
- ★ Locking glove box
- ★ Driver & passenger door entry lighting
- ★ Entry assist handles at each door
- ★ Custom floor mats
- ★ Alcoa® DuraBright® forged aluminum wheels
- ★ All season tires
- ★ Hidden spare tire
- ★ High gravity suspension package
- ★ Heavy duty shocks
- ★ Heavy duty springs
- ★ Heavy duty stabilizer bars
- ★ Heavy duty bushings
- ★ Heavy duty brakes
- ★ Heavy duty 220 amp alternator
- ★ Rear air ride suspension (option)

- ✓ Amazing car like handling
- ✓ Easy to drive
- ✓ Quick acceleration
- ✓ Outstanding torque
- ✓ Exceptional fuel mileage (18+ MPG)
- ✓ Maximum strength & durability



## Safety

Your safety is Airstream's and Mercedes-Benz' highest priority. Dozens of landmark safety innovations have been integrated into the Airstream Interstate to help protect you, your passengers and your cargo.

### SAFETY

- ★ Multiple safety airbags
- ★ Child tethers on select floorplans
- ★ Collision prevention assist
- ★ Lane keeping assist
- ★ Blind spot assist
- ★ Front & rear parking assist
- ★ Trailer stability assist
- ★ High beam assist
- ★ Rear camera assist
- ★ Side camera(s) assist
- ★ Rear view monitor assist
- ★ Load adaptive electronic stability program
- ★ Automatic rain sensing wipers
- ★ Bi-Xenon headlights
- ★ Headlamp cleaning system

- ★ Automatic headlamp on and off
- ★ Fog lamps
- ★ First aid kit
- ★ Emergency flashlight
- ★ Fire extinguisher
- ★ LP gas detector
- ★ Smoke & CO alarm

- ✓ Superior safety
- ✓ State of the art systems
- ✓ Feel confident & in control



# Best in Class Features

## Performance

When it comes to performance, unsurpassed quality and unbeatable durability, Airstream and Mercedes-Benz lead the way. The award-winning Mercedes-Benz Sprinter is built to Airstream's unique specifications to ensure that dozens of premium chassis upgrades come standard on every Airstream Interstate.

### CHASSIS

- ★ Mercedes-Benz Sprinter 3500 extended
- ★ Mercedes-Benz 3.0L V6 turbo diesel
- ★ 5-Speed automatic transmission
- ★ 188 horsepower / 325 lbs torque
- ★ 20,000 mile oil maintenance intervals
- ★ 5,000 pounds towing capacity
- ★ BlueTEC emission & fuel reduction technology
- ★ Battery assist
- ★ In-dash maintenance monitoring system
- ★ Multi-function steering wheel w/trip computer
- ★ Tilt & telescopic steering wheel
- ★ Heated windshield
- ★ Heated driver & passenger swivel seats
- ★ Heated power mirrors
- ★ Rear window defrost
- ★ Power windows
- ★ Power door locks
- ★ Hidden storage compartment
- ★ Overhead map lights
- ★ Overhead compartment for sunglasses
- ★ Locking glove box
- ★ Driver & passenger door entry lighting
- ★ Entry assist handles at each door
- ★ Custom floor mats
- ★ Alcoa® DuraBright® forged aluminum wheels
- ★ All season tires
- ★ Hidden spare tire
- ★ High gravity suspension package
- ★ Heavy duty shocks
- ★ Heavy duty springs
- ★ Heavy duty stabilizer bars
- ★ Heavy duty bushings
- ★ Heavy duty brakes
- ★ Heavy duty 220 amp alternator
- ★ Rear air ride suspension (option)

- ✓ Amazing car like handling
- ✓ Easy to drive
- ✓ Quick acceleration
- ✓ Outstanding torque
- ✓ Exceptional fuel mileage (18+ MPG)
- ✓ Maximum strength & durability



## Safety



Your safety is Airstream's and Mercedes-Benz' highest priority. Dozens of landmark safety innovations have been integrated into the Airstream Interstate to help protect you, your passengers and your cargo.

### SAFETY

- ★ Multiple safety airbags
- ★ Child tethers on select floorplans
- ★ Collision prevention assist
- ★ Lane keeping assist
- ★ Blind spot assist
- ★ Front & rear parking assist
- ★ Trailer stability assist
- ★ High beam assist
- ★ Rear camera assist
- ★ Side camera(s) assist
- ★ Rear view monitor assist
- ★ Load adaptive electronic stability program
- ★ Automatic rain sensing wipers
- ★ Bi-Xenon headlights
- ★ Headlamp cleaning system

- ★ Automatic headlamp on and off
- ★ Fog lamps
- ★ First aid kit
- ★ Emergency flashlight
- ★ Fire extinguisher
- ★ LP gas detector
- ★ Smoke & CO alarm

- ✓ Superior safety
- ✓ State of the art systems
- ✓ Feel confident & in control



# Airstream + Mercedes-Benz

## Design

World-renowned quality, craftsmanship and engineering goes into all aspects of design from luxurious interiors to exquisite exteriors along with technological excellence that delivers the most highly advanced state-of-the-art systems on the road today.

### INTERIOR

- ★ Airstream interior design & styling
- ★ Aluminum ceiling & trim
- ★ High gloss laminate cabinetry
- ★ Flush mount & solid shut cabinet hardware
- ★ Slide-free interior cabinet finish out
- ★ Ultraleather® seating
- ★ Corian® countertop
- ★ Magic suede on walls & window coverings
- ★ Marine plank style synthetic flooring
- ★ Power day/night shades w/remote control
- ★ Adjustable LED lighting

- ✓ Luxuriously appointed
- ✓ Stunning colors, finishes, & fabrics
- ✓ Bold, beautiful, contemporary design



Side Screen Door (Option)

### EXTERIOR

- ★ Automotive exterior design & styling
- ★ Full body kit (front, sides, rear)
- ★ Chrome enhancement kit
- ★ Airstream & Mercedes-Benz badging
- ★ Integrated hidden hitch cover
- ★ 3M® Protective Film on rear bumper
- ★ OE factory color coded components
- ★ Power entry step
- ★ Undercarriage LED lighting
- ★ LED lighting service box locations
- ★ Locking service boxes
- ★ LED patio light
- ★ Armless power awning w/LED adjustable lighting

- ✓ Beautiful body lines & superior stance
- ✓ Uncompromising presence on the road
- ✓ Sleek, sophisticated & stunning style
- ✓ Stand apart from the crowd



Rear Power Screen Door (Option)

### SYSTEMS

- ★ Construction – 7 layer/1.5 inch composite flooring system, Eco-Batt® insulation throughout, premium heavy duty grade materials, latches, & hardware
- ★ Plumbing – macerator waste pump with power hose reel with power knife valves, heated fresh and grey tanks, gas/electric water heater with aluminum tank
- ★ Electrical – EMS (Energy Management System), LP generator, 2 AGM house batteries, converter/inverter, & solar panel
- ★ NAV – highly advanced GPS navigation system
- ★ Storage – integrated storage throughout including overhead, under beds/sofa, galley and more
- ★ Entertainment – In-dash multimedia with satellite & HD radio, Pandora®, smart phone connectivity and much more, in-cabin HD LED widescreen TV (2), Blu-Ray® Player, in-motion local TV antenna, pre-wired for satellite systems
- ★ Options – rear power screen door with remote, side screen door, rear air suspension with automatic ride height

- ✓ Solid, heavy duty, rattle free construction
- ✓ High-grade materials & components
- ✓ Superior sound deadening from road noise
- ✓ Outstanding insulation from cold/hot conditions
- ✓ Advanced onboard systems with ease of use
- ✓ Well designed. Well built.

### SUPPORT

- ★ 24/7 Emergency Roadside Assistance & 24/7 Technical Hotline
- ★ 3 Year/36,000 Mile Warranty
- ★ Coast to Coast Dealer Network



LED Undercarriage Lighting



Power Day/Night Shades



Armless Power Awning with LED Lighting



Centralized System Controls



Premium Cabinetry

# Airstream + Mercedes-Benz

## Design

World-renowned quality, craftsmanship and engineering goes into all aspects of design from luxurious interiors to exquisite exteriors along with technological excellence that delivers the most highly advanced state-of-the-art systems on the road today.

### INTERIOR

- ★ Airstream interior design & styling
- ★ Aluminum ceiling & trim
- ★ High gloss laminate cabinetry
- ★ Flush mount & solid shut cabinet hardware
- ★ Slide-free interior cabinet finish out
- ★ Ultraleather® seating
- ★ Corian® countertop
- ★ Magic suede on walls & window coverings
- ★ Marine plank style synthetic flooring
- ★ Power day/night shades w/remote control
- ★ Adjustable LED lighting

- ✓ Luxuriously appointed
- ✓ Stunning colors, finishes, & fabrics
- ✓ Bold, beautiful, contemporary design

### EXTERIOR

- ★ Automotive exterior design & styling
- ★ Full body kit (front, sides, rear)
- ★ Chrome enhancement kit
- ★ Airstream & Mercedes-Benz badging
- ★ Integrated hidden hitch cover
- ★ 3M® Protective Film on rear bumper
- ★ OE factory color coded components
- ★ Power entry step
- ★ Undercarriage LED lighting
- ★ LED lighting service box locations
- ★ Locking service boxes
- ★ LED patio light
- ★ Armless power awning w/LED adjustable lighting

- ✓ Beautiful body lines & superior stance
- ✓ Uncompromising presence on the road
- ✓ Sleek, sophisticated & stunning style
- ✓ Stand apart from the crowd

### SYSTEMS

- ★ Construction – 7 layer/1.5 inch composite flooring system, Eco-Batt® insulation throughout, premium heavy duty grade materials, latches, & hardware
- ★ Plumbing – macerator waste pump with power hose reel with power knife valves, heated fresh and grey tanks, gas/electric water heater with aluminum tank
- ★ Electrical – EMS (Energy Management System), LP generator, 2 AGM house batteries, converter/inverter, & solar panel
- ★ NAV – highly advanced GPS navigation system
- ★ Storage – integrated storage throughout including overhead, under beds/sofa, galley and more
- ★ Entertainment – In-dash multimedia with satellite & HD radio, Pandora®, smart phone connectivity and much more, in-cabin HD LED widescreen TV (2), Blu-Ray® Player, in-motion local TV antenna, pre-wired for satellite systems
- ★ Options – rear power screen door with remote, side screen door, rear air suspension with automatic ride height

- ✓ Solid, heavy duty, rattle free construction
- ✓ High-grade materials & components
- ✓ Superior sound deadening from road noise
- ✓ Outstanding insulation from cold/hot conditions
- ✓ Advanced onboard systems with ease of use
- ✓ Well designed. Well built.

### SUPPORT

- ★ 24/7 Emergency Roadside Assistance & 24/7 Technical Hotline
- ★ 3 Year/36,000 Mile Warranty
- ★ Coast to Coast Dealer Network



Side Screen Door (Option)



Rear Power Screen Door (Option)



LED Undercarriage Lighting



Power Day/Night Shades



Armless Power Awning with LED Lighting



Centralized System Controls



Premium Cabinetry



# Interstate EXT Grand Tour Series

Bringing the best qualities of a classic Airstream travel trailer to the popular Airstream Interstate, the Grand Tour series offers all the amenities and comforts of a home away from home with the quality, easy maneuverability and convenience of Airstream and Mercedes-Benz.

With a focus on longer-term adventures for two, the Grand Tour is built on the EXT platform and includes a larger galley with additional counter and multi-functional storage space, a flexible workspace desk, an oversized fridge, freezer, and optional dual screen doors.



# Interstate EXT Grand Tour Series

Bringing the best qualities of a classic Airstream travel trailer to the popular Airstream Interstate, the Grand Tour series offers all the amenities and comforts of a home away from home with the quality, easy maneuverability and convenience of Airstream and Mercedes-Benz.

With a focus on longer-term adventures for two, the Grand Tour is built on the EXT platform and includes a larger galley with additional counter and multi-functional storage space, a flexible workspace desk, an oversized fridge, freezer, and optional dual screen doors.



"Four-star hotel on wheels."

— *ForbesLife*




A silver Mercedes-Benz Sprinter van is parked in a grassy field. The van's side door is open, and its headlights are on. In the background, a hot air balloon is being launched, with a large plume of fire from its burner. Two people are sitting in chairs in the field, looking towards the hot air balloon. The scene is set against a backdrop of a lake and a forested hillside under a clear sky.

"Four-star hotel on wheels."

— *ForbesLife*



# Interstate EXT Grand Tour Series

“Best in Class –  
Style, Systems, Storage  
& Sleeping Quarters”



# Interstate EXT Grand Tour Series

“Best in Class –  
Style, Systems, Storage  
& Sleeping Quarters”










# Interstate EXT Grand Tour Series



**EXT Grand Tour**  
 Seats: 6 (7 with option)  
 Sleeps: 2



**EXT Grand Tour Twin**  
 Seats: 2  
 Sleeps: 2



**Sleeping Quarters**  
 All floorplans can convert  
 to 70" x 82" oversized bed


# Interstate EXT Grand Tour Series



**EXT Grand Tour**  
 Seats: 6 (7 with option)  
 Sleeps: 2



**EXT Grand Tour Twin**  
 Seats: 2  
 Sleeps: 2



**Sleeping Quarters**  
 All floorplans can convert  
 to 70" x 82" oversized bed

## INTERSTATE EXT GRAND TOUR TECHNICAL SPECIFICATIONS

Chassis	Mercedes-Benz® Sprinter 3500 Extended
Engine	Mercedes-Benz® 3.0L V6 Turbo Diesel
Emissions	BlueTEC SCR Technology, 50 State - EPA/CARB Standards
Horsepower	188 HP / 325 lbs torque
Transmission	5 Speed Automatic
Axle Ratio	3.92
Wheelbase	170"
MPG*	18+ Estimated Highway
Chassis Safety System	Mercedes-Benz® Adaptive ESP® (Electronic Stability Program)
GVWR/GCWR	11,030 lbs/15,250 lbs
UBW	8,744 lbs (GT Twin), 9,110 lbs (GT Lounge)
OCCE	2,286 lbs (GT Twin), 1,920 lbs (GT Lounge)
Tow Package	Mercedes-Benz® Hitch, 7 Pin Trailer Plug, Brake Control Pre-wired
Tow Capacity**	Up to 5,000 lbs
Trailer Safety System	Mercedes-Benz® Trailer Stability Assist System
Overall Length	24'4.5"
Overall Height	9'8" (including A/C)
Overall Width	6'7.7"
Interior Height/Width	6'2.25"/5'10"
Tank Capacities	32 gals (Fresh), 27 gals (Grey), 14 gals (Black)
LPG	14.55 gals (61.9 lbs) 80% fill
Diesel Fuel	24.5 gals
Air Conditioner	13,500 BTU
Furnace	16,000 BTU

Water Heater	6 gals (Output of 9 gals)
Heated Tanks	Fresh and Grey Tanks (12 volt)
Refrigerator & Freezer	3.1 cubic feet each (12 volt and 110 volt)
Microwave	1.2 cubic feet drawer microwave
Cooktop	2 Burner with Integrated Cover
Safety Components	LP Gas Detector, Smoke and CO <sub>2</sub> Alarm, Fire Extinguisher, First Aid Kit
Plumbing System	Macerator Pump System
TV Antenna	Omni Directional In-motion VHF/UHF
TV Cable	Cable TV Outlets/Hook-ups
TV Satellite	Pre-wired for Satellite Dish
Electrical System	Energy Management System (EMS)
Converter/Inverter	50 amp Multi-stage Charger, 1,000 watt Inverter
Generator	2.5 kW (LPG) with Remote Start
Batteries (Coach)	2-12 Volt Deep Cycle Maintenance Free Group 24 AGMs
Shore Power	30 amp/110 Volt Service
Solar Power	100 watt Solar Panel
Support	24/7 365 Roadside Assistance
Warranty***	3 Years/36,000 Miles Airstream 3 Years/36,000 Miles Mercedes-Benz® 5 Years/100,000 Miles Mercedes-Benz® Engine

\* Actual mileage may vary due to load, driving style, and overall conditions.

\*\* Typical tow capacity will range from 4,200-5,000 lbs dependant upon build spec and intended vehicle loading with people, cargo, and fluids.

\*\*\* New Vehicle Limited Warranty. Individual components may vary. See Owners Manual for specific warranty coverage and information.

### SAFETY

Multiple Safety Air Bags	STD
Collision Prevention Assist	STD
Lane Keeping Assist	STD
Blind Spot Assist	STD
Front & Rear Parking Assist	STD
High Beam Assist	STD
Rear & Side Camera Assist	STD

### COCKPIT

Heated Driver/Passenger Seats	STD
Tilt & Telescopic Steering Wheel	STD
Multifunctional Steering Wheel	STD
Locking Glove Box	STD
Entry Door Lighting	STD
Overhead Map Lights	STD
In-Dash Maintenance Monitoring System	STD
Touch Screen NAV/SAT Radio/DVD System (7")	STD

Rear View Camera Monitor	STD
Custom Carpet Floor Mats	STD
Privacy Shades	STD

### EXTERIOR

Full Body Kit	STD
Hidden Hitch Cover Rear Bumper	STD
3M Protective Film Rear Bumper	STD
Fog Lamps	STD
Alcoa DuraBright Wheels	STD
Xenon Headlights with Washer System	STD
Heated Windshield	STD
Power Heated Mirrors	STD
Power Armless Awning	STD
Power Entry Step (sliding side door)	STD
LED Lighting - patio, service box locations, awning (adjustable), under carriage (adjustable)	STD
Locking Service Boxes	STD
Exterior Shower with Hot & Cold Water	STD
LP Accessory Hook-up (Grill)	STD

Power Rear Screen	OPT
Side Screen Door	OPT

### MAIN CABIN

Signature Aluminum Ceiling & Trim	STD
High Gloss Laminate Cabinetry	STD
Flush-Mount & Solid Shut Cabinets	STD
UltraLeather™ Seating	STD
Magic Suede® on Walls & Window Coverings	STD
Built-in Work Station	STD
Power Day/Night Window Shades with Remote	STD
Plank Style Synthetic Flooring	STD
Adjustable LED Lighting	STD
Corian Pedestal Table (1)	STD
LED Widescreen HDTVs (2)	STD
Blu-Ray® Player	STD
Power Rear Sofa (GT)	STD
Twin Rear Beds (GT Twin)	STD
Pass-Thru Rear Storage (GT)	STD
USB Ports	STD

Locking Security Drawer (GT Twin)	STD
Pantry with Built-In Drawers & Shelves	STD
Overhead Wardrobe Closet	STD
Rear Hidden Floor Storage (GT)	STD
Under Bed Storage Solutions (GT Twin)	STD
Additional Rear Seat (GT)	OPT

### BATHROOM (WET BATH)

Toilet	STD
Shower	STD
Sink with Mirror	STD
Retractable Clothesline	STD
Towel Rack	STD

### GALLEY

Corian® Countertop with Backsplash	STD
Corian® Galley Flip-up Shelf	STD
Sink with Integrated Cover	STD
Cooktop with Integrated Cover	STD
Waste Basket & Paper Towel Holder (built-in under galley top)	STD

Information and Specifications are based on the 2016 model year and are subject to change without notice. For additional information, consult your Authorized Airstream Dealer.

## INTERSTATE EXT GRAND TOUR TECHNICAL SPECIFICATIONS

Chassis	Mercedes-Benz® Sprinter 3500 Extended
Engine	Mercedes-Benz® 3.0L V6 Turbo Diesel
Emissions	BlueTEC SCR Technology, 50 State – EPA/CARB Standards
Horsepower	188 HP / 325 lbs torque
Transmission	5 Speed Automatic
Axle Ratio	3.92
Wheelbase	170"
MPG*	18+ Estimated Highway
Chassis Safety System	Mercedes-Benz® Adaptive ESP® (Electronic Stability Program)
GVWR/GCWR	11,030 lbs/15,250 lbs
UBW	8,744 lbs (GT Twin), 9,110 lbs (GT Lounge)
OCCC	2,286 lbs (GT Twin), 1,920 lbs (GT Lounge)
Tow Package	Mercedes-Benz® Hitch, 7 Pin Trailer Plug, Brake Control Pre-wired
Tow Capacity**	Up to 5,000 lbs
Trailer Safety System	Mercedes-Benz® Trailer Stability Assist System
Overall Length	24'4.5"
Overall Height	9'8" (including A/C)
Overall Width	6'7.7"
Interior Height/Width	6'2.25"/5'10"
Tank Capacities	32 gals (Fresh), 27 gals (Grey), 14 gals (Black)
LPG	14.55 gals (61.9 lbs) 80% fill
Diesel Fuel	24.5 gals
Air Conditioner	13,500 BTU
Furnace	16,000 BTU

Water Heater	6 gals (Output of 9 gals)
Heated Tanks	Fresh and Grey Tanks (12 volt)
Refrigerator & Freezer	3.1 cubic feet each (12 volt and 110 volt)
Microwave	1.2 cubic feet drawer microwave
Cooktop	2 Burner with Integrated Cover
Safety Components	LP Gas Detector, Smoke and CO <sub>2</sub> Alarm, Fire Extinguisher, First Aid Kit
Plumbing System	Macerator Pump System
TV Antenna	Omni Directional In-motion VHF/UHF
TV Cable	Cable TV Outlets/Hook-ups
TV Satellite	Pre-wired for Satellite Dish
Electrical System	Energy Management System (EMS)
Converter/Inverter	50 amp Multi-stage Charger, 1,000 watt Inverter
Generator	2.5 kW (LPG) with Remote Start
Batteries (Coach)	2-12 Volt Deep Cycle Maintenance Free Group 24 AGMs
Shore Power	30 amp/110 Volt Service
Solar Power	100 watt Solar Panel
Support	24/7 365 Roadside Assistance
Warranty***	3 Years/36,000 Miles Airstream 3 Years/36,000 Miles Mercedes-Benz® 5 Years/100,000 Miles Mercedes-Benz® Engine

\* Actual mileage may vary due to load, driving style, and overall conditions.

\*\* Typical tow capacity will range from 4,200-5,000 lbs dependant upon build spec and intended vehicle loading with people, cargo, and fluids.

\*\*\* New Vehicle Limited Warranty. Individual components may vary. See Owners Manual for specific warranty coverage and information.

### SAFETY

Multiple Safety Air Bags	STD
Collision Prevention Assist	STD
Lane Keeping Assist	STD
Blind Spot Assist	STD
Front & Rear Parking Assist	STD
High Beam Assist	STD
Rear & Side Camera Assist	STD

### COCKPIT

Heated Driver/Passenger Seats	STD
Tilt & Telescopic Steering Wheel	STD
Multifunctional Steering Wheel	STD
Locking Glove Box	STD
Entry Door Lighting	STD
Overhead Map Lights	STD
In-Dash Maintenance Monitoring System	STD
Touch Screen NAV/SAT Radio/DVD System (7")	STD

Rear View Camera Monitor	STD
Custom Carpet Floor Mats	STD
Privacy Shades	STD

### EXTERIOR

Full Body Kit	STD
Hidden Hitch Cover Rear Bumper	STD
3M Protective Film Rear Bumper	STD
Fog Lamps	STD
Alcoa DuraBright Wheels	STD
Xenon Headlights with Washer System	STD
Heated Windshield	STD
Power Heated Mirrors	STD
Power Armless Awning	STD
Power Entry Step (sliding side door)	STD
LED Lighting - patio, service box locations, awning (adjustable), under carriage (adjustable)	STD
Locking Service Boxes	STD
Exterior Shower with Hot & Cold Water	STD
LP Accessory Hook-up (Grill)	STD

Power Rear Screen	OPT
Side Screen Door	OPT

### MAIN CABIN

Signature Aluminum Ceiling & Trim	STD
High Gloss Laminate Cabinetry	STD
Flush-Mount & Solid Shut Cabinets	STD
UltraLeather™ Seating	STD
Magic Suede® on Walls & Window Coverings	STD
Built-in Work Station	STD
Power Day/Night Window Shades with Remote	STD
Plank Style Synthetic Flooring	STD
Adjustable LED Lighting	STD
Corian Pedestal Table (1)	STD
LED Widescreen HDTVs (2)	STD
Blu-Ray® Player	STD
Power Rear Sofa (GT)	STD
Twin Rear Beds (GT Twin)	STD
Pass-Thru Rear Storage (GT)	STD
USB Ports	STD

Locking Security Drawer (GT Twin)	STD
Pantry with Built-In Drawers & Shelves	STD
Overhead Wardrobe Closet	STD
Rear Hidden Floor Storage (GT)	STD
Under Bed Storage Solutions (GT Twin)	STD
Additional Rear Seat (GT)	OPT

### BATHROOM (WET BATH)

Toilet	STD
Shower	STD
Sink with Mirror	STD
Retractable Clothesline	STD
Towel Rack	STD

### GALLEY

Corian® Countertop with Backsplash	STD
Corian® Galley Flip-up Shelf	STD
Sink with Integrated Cover	STD
Cooktop with Integrated Cover	STD
Waste Basket & Paper Towel Holder (built-in under galley top)	STD

Information and Specifications are based on the 2016 model year and are subject to change without notice. For additional information, consult your Authorized Airstream Dealer.

# Interstate EXT Lounge Series

The Interstate EXT Lounge Series is designed with a tremendous amount of flexibility and has great social spaces, storage solutions and sleeping accommodations. Your options abound – choose the seating, socializing and sleeping arrangements that best fit your individual preference. With seating for up to 9 and the perfect balance of luxury, comfort and efficiency, there is a floorplan and décor for any adventure.

“Our Interstate takes us to some of our favorite places & creates incredible memories.”



# Interstate EXT Lounge Series

The Interstate EXT Lounge Series is designed with a tremendous amount of flexibility and has great social spaces, storage solutions and sleeping accommodations. Your options abound – choose the seating, socializing and sleeping arrangements that best fit your individual preference. With seating for up to 9 and the perfect balance of luxury, comfort and efficiency, there is a floorplan and décor for any adventure.

“Our Interstate takes us to some of our favorite places & creates incredible memories.”



“Luxe collaboration between  
Airstream and Mercedes-Benz.”

— *Men's Journal*



“Every now and then, somebody comes up with a no-brainer. Such was the case when the think tank gurus at Airstream and Mercedes-Benz put their heads together to create the Airstream Interstate Touring Coach.”

— *Lake Michigan Shore Style & Culture magazine*

“Luxe collaboration between  
Airstream and Mercedes-Benz.”

— *Men's Journal*



“Every now and then, somebody comes up with a no-brainer. Such was the case when the think tank gurus at Airstream and Mercedes-Benz put their heads together to create the Airstream Interstate Touring Coach.”

— *Lake Michigan Shore Style & Culture* magazine



# Interstate EXT Lounge Series



# Interstate EXT Lounge Series







# Interstate EXT Lounge Series



**EXT Lounge**  
 Seats: 8 (9 with option)  
 Sleeps: 2



**EXT Lounge Twin**  
 Seats: 4  
 Sleeps: 2



**EXT Lounge Wardrobe**  
 Seats: 7 (8 with option)  
 Sleeps: 2



**EXT Lounge Twin Wardrobe**  
 Seats: 3  
 Sleeps: 2



**Sleeping Quarters**  
 All floorplans can convert to  
 70" x 82" oversized bed

# Interstate EXT Lounge Series



**EXT Lounge**  
 Seats: 8 (9 with option)  
 Sleeps: 2



**EXT Lounge Twin**  
 Seats: 4  
 Sleeps: 2



**EXT Lounge Wardrobe**  
 Seats: 7 (8 with option)  
 Sleeps: 2



**EXT Lounge Twin Wardrobe**  
 Seats: 3  
 Sleeps: 2



**Sleeping Quarters**  
 All floorplans can convert to  
 70" x 82" oversized bed

## INTERSTATE EXT LOUNGE TECHNICAL SPECIFICATIONS

Chassis	Mercedes-Benz® Sprinter 3500 Extended
Engine	Mercedes-Benz® 3.0L V6 Turbo Diesel
Emissions	BlueTEC SCR Technology, 50 State – EPA/CARB Standards
Horsepower	188 HP / 325 lbs torque
Transmission	5 Speed Automatic
Axle Ratio	3.92
Wheelbase	170*
MPG*	18+ Estimated Highway
Chassis Safety System	Mercedes-Benz® Adaptive ESP® (Electronic Stability Program)
GVWR/GCWR	11,030 lbs/15,250 lbs
UBW	9,087 lbs (Lounge, Lounge Ward) 8,744 lbs (Lounge Twin, Lounge Ward Twin)
OCCC	1,943 lbs (Lounge, Lounge Ward) 2,286 lbs (Lounge Twin, Lounge Ward Twin)
Tow Package	Mercedes-Benz® Hitch, 7 Pin Trailer Plug, Brake Control Pre-wired
Tow Capacity**	Up to 5,000 lbs
Trailer Safety System	Mercedes-Benz® Trailer Stability Assist System
Overall Length	24'4.5"
Overall Height	9'8" (including A/C)
Overall Width	6'7.7"
Interior Height/Width	6'2.25"/5'10"
Tank Capacities	32 gals (Fresh), 27 gals (Grey), 13 gals (Black)
LPG	14.55 gals (61.9 lbs) 80% fill
Diesel Fuel	24.5 gals
Air Conditioner	13,500 BTU

Furnace	16,000 BTU
Water Heater	6 gals (Output of 9 gals)
Heated Tanks	Fresh and Grey Tanks (12 volt)
Refrigerator & Freezer	3.1 cubic feet each (12 volt and 110 volt)
Microwave	1.2 cubic feet drawer microwave
Cooktop	2 Burner with Integrated Cover
Safety Components	LP Gas Detector, Smoke and CO <sub>2</sub> Alarm, Fire Extinguisher, First Aid Kit
Plumbing System	Macerator Pump System
TV Antenna	Omni Directional In-motion VHF/UHF
TV Cable	Cable TV Outlets/Hook-ups
TV Satellite	Pre-wired for Satellite Dish
Electrical System	Energy Management System (EMS)
Converter/Inverter	50 amp Multi-stage Charger, 1,000 watt inverter
Generator	2.5 kW (LPG) with Remote Start
Batteries (Coach)	2-12 Volt Deep Cycle Maintenance Free Group 24 AGMs
Shore Power	30 amp/110 Volt Service
Solar Power	100 watt Solar Panel
Support	24/7 365 Roadside Assistance
Warranty***	3 Years/36,000 Miles Airstream 3 Years/36,000 Miles Mercedes-Benz® 5 Years/100,000 Miles Mercedes-Benz® Engine

\* Actual mileage may vary due to load, driving style, and overall conditions.

\*\* Typical tow capacity will range from 4,200-5,000 lbs dependent upon build spec and intended vehicle loading with people, cargo, and fluids.

\*\*\* New Vehicle Limited Warranty. Individual components may vary. See Owners Manual for specific warranty coverage and information.

### SAFETY

Multiple Safety Air Bags	STD
Collision Prevention Assist	STD
Lane Keeping Assist	STD
Blind Spot Assist	STD
Front & Rear Parking Assist	STD
High Beam Assist	STD
Rear & Side Camera Assist	STD

### COCKPIT

Heated Driver/Passenger Seats	STD
Tilt & Telescopic Steering Wheel	STD
Multifunctional Steering Wheel	STD
Locking Glove Box	STD
Entry Door Lighting	STD
Overhead Map Lights	STD
In-Dash Maintenance Monitoring System	STD
Touch Screen NAV/SAT Radio/DVD System (7")	STD

Rear View Camera Monitor	STD
Custom Carpet Floor Mats	STD
Privacy Shades	STD

### EXTERIOR

Full Body Kit	STD
Hidden Hitch Cover Rear Bumper	STD
3M Protective Film Rear Bumper	STD
Fog Lamps	STD
Alcoa DuraBright Wheels	STD
Xenon Headlights with Washer System	STD
Heated Windshield	STD
Power Heated Mirrors	STD
Power Armless Awning	STD
Power Entry Step (sliding side door)	STD
LED Lighting - patio, service box locations, awning (adjustable), under carriage (adjustable)	STD
Locking Service Boxes	STD
Exterior Shower with Hot & Cold Water	STD
LP Accessory Hook-up (Grill)	STD

Power Rear Screen	OPT
Side Screen Door	OPT

### MAIN CABIN

Signature Aluminum Ceiling & Trim	STD
High Gloss Laminate Cabinetry	STD
Flush-Mount & Solid Shut Cabinets	STD
UltraLeather™ Seating	STD
Magic Suede® on Walls & Window Coverings	STD
Power Day/Night Window Shades w/Remote	STD
Plank Style Synthetic Flooring	STD
Adjustable LED Lighting	STD
Corian Pedestal Table (1)	STD
LED Widescreen HDTVs (2)	STD
Blu-Ray® Player	STD
Power Rear Sofa (Lounge, Lounge Ward)	STD
Twin Rear Beds (Lounge Twin, Lounge Ward Twin)	STD
Pass-Thru Rear Storage (Lounge, Lounge Ward)	STD
USB Ports	STD
Locking Security Drawer (Lounge Twin, Lounge Twin Ward)	STD

Overhead Wardrobe Closet	STD
Rear Hidden Floor Storage (Lounge, Lounge Ward)	STD
Underbed Storage Solutions (Lounge Twin, Lounge Twin Ward)	STD
Additional Rear Seat (Lounge, Lounge Ward)	OPT

### BATHROOM (WET BATH)

Toilet	STD
Shower	STD
Sink with Mirror	STD
Retractable Clothesline	STD
Towel Rack	STD

### GALLEY

Corian® Countertop with Backsplash	STD
Corian® Galley Flip-up Shelf	STD
Sink with Integrated Cover	STD
Cooktop with Integrated Cover	STD
Waste Basket & Paper Towel Holder (built-in under galley top)	STD

Information and Specifications are based on the 2016 model year and are subject to change without notice. For additional information, consult your Authorized Airstream Dealer.

## INTERSTATE EXT LOUNGE TECHNICAL SPECIFICATIONS

Chassis	Mercedes-Benz® Sprinter 3500 Extended
Engine	Mercedes-Benz® 3.0L V6 Turbo Diesel
Emissions	BlueTEC SCR Technology, 50 State – EPA/CARB Standards
Horsepower	188 HP / 325 lbs torque
Transmission	5 Speed Automatic
Axle Ratio	3.92
Wheelbase	170"
MPG*	18+ Estimated Highway
Chassis Safety System	Mercedes-Benz® Adaptive ESP® (Electronic Stability Program)
GVWR/GCWR	11,030 lbs/15,250 lbs
UBW	9,087 lbs (Lounge, Lounge Ward) 8,744 lbs (Lounge Twin, Lounge Ward Twin)
OCCC	1,943 lbs (Lounge, Lounge Ward) 2,286 lbs (Lounge Twin, Lounge Ward Twin)
Tow Package	Mercedes-Benz® Hitch, 7 Pin Trailer Plug, Brake Control Pre-wired
Tow Capacity**	Up to 5,000 lbs
Trailer Safety System	Mercedes-Benz® Trailer Stability Assist System
Overall Length	24'4.5"
Overall Height	9'8" (including A/C)
Overall Width	6'7.7"
Interior Height/Width	6'2.25"/5'10"
Tank Capacities	32 gals (Fresh), 27 gals (Grey), 13 gals (Black)
LPG	14.55 gals (61.9 lbs) 80% fill
Diesel Fuel	24.5 gals
Air Conditioner	13,500 BTU

Furnace	16,000 BTU
Water Heater	6 gals (Output of 9 gals)
Heated Tanks	Fresh and Grey Tanks (12 volt)
Refrigerator & Freezer	3.1 cubic feet each (12 volt and 110 volt)
Microwave	1.2 cubic feet drawer microwave
Cooktop	2 Burner with Integrated Cover
Safety Components	LP Gas Detector, Smoke and CO <sub>2</sub> Alarm, Fire Extinguisher, First Aid Kit
Plumbing System	Macerator Pump System
TV Antenna	Omni Directional In-motion VHF/UHF
TV Cable	Cable TV Outlets/Hook-ups
TV Satellite	Pre-wired for Satellite Dish
Electrical System	Energy Management System (EMS)
Converter/Inverter	50 amp Multi-stage Charger, 1,000 watt Inverter
Generator	2.5 kW (LPG) with Remote Start
Batteries (Coach)	2-12 Volt Deep Cycle Maintenance Free Group 24 AGMs
Shore Power	30 amp/110 Volt Service
Solar Power	100 watt Solar Panel
Support	24/7 365 Roadside Assistance
Warranty***	3 Years/36,000 Miles Airstream 3 Years/36,000 Miles Mercedes-Benz® 5 Years/100,000 Miles Mercedes-Benz® Engine

\* Actual mileage may vary due to load, driving style, and overall conditions.

\*\* Typical tow capacity will range from 4,200-5,000 lbs dependant upon build spec and intended vehicle loading with people, cargo, and fluids.

\*\*\* New Vehicle Limited Warranty. Individual components may vary. See Owners Manual for specific warranty coverage and information.

### SAFETY

Multiple Safety Air Bags	STD
Collision Prevention Assist	STD
Lane Keeping Assist	STD
Blind Spot Assist	STD
Front & Rear Parking Assist	STD
High Beam Assist	STD
Rear & Side Camera Assist	STD

### COCKPIT

Heated Driver/Passenger Seats	STD
Tilt & Telescopic Steering Wheel	STD
Multifunctional Steering Wheel	STD
Locking Glove Box	STD
Entry Door Lighting	STD
Overhead Map Lights	STD
In-Dash Maintenance Monitoring System	STD
Touch Screen NAV/SAT Radio/DVD System (7")	STD

Rear View Camera Monitor	STD
Custom Carpet Floor Mats	STD
Privacy Shades	STD

### EXTERIOR

Full Body Kit	STD
Hidden Hitch Cover Rear Bumper	STD
3M Protective Film Rear Bumper	STD
Fog Lamps	STD
Alcoa DuraBright Wheels	STD
Xenon Headlights with Washer System	STD
Heated Windshield	STD
Power Heated Mirrors	STD
Power Armless Awning	STD
Power Entry Step (sliding side door)	STD
LED Lighting - patio, service box locations, awning (adjustable), under carriage (adjustable)	STD
Locking Service Boxes	STD
Exterior Shower with Hot & Cold Water	STD
LP Accessory Hook-up (Grill)	STD

Power Rear Screen	OPT
Side Screen Door	OPT

### MAIN CABIN

Signature Aluminum Ceiling & Trim	STD
High Gloss Laminate Cabinetry	STD
Flush-Mount & Solid Shut Cabinets	STD
UltraLeather™ Seating	STD
Magic Suede® on Walls & Window Coverings	STD
Power Day/Night Window Shades w/Remote	STD
Plank Style Synthetic Flooring	STD
Adjustable LED Lighting	STD
Corian Pedestal Table (1)	STD
LED Widescreen HDTVs (2)	STD
Blu-Ray® Player	STD
Power Rear Sofa (Lounge, Lounge Ward)	STD
Twin Rear Beds (Lounge Twin, Lounge Ward Twin)	STD
Pass-Thru Rear Storage (Lounge, Lounge Ward)	STD
USB Ports	STD
Locking Security Drawer (Lounge Twin, Lounge Twin Ward)	STD

Overhead Wardrobe Closet	STD
Rear Hidden Floor Storage (Lounge, Lounge Ward)	STD
Underbed Storage Solutions (Lounge Twin, Lounge Twin Ward)	STD
Additional Rear Seat (Lounge, Lounge Ward)	OPT

### BATHROOM (WET BATH)

Toilet	STD
Shower	STD
Sink with Mirror	STD
Retractable Clothesline	STD
Towel Rack	STD

### GALLEY

Corian® Countertop with Backsplash	STD
Corian® Galley Flip-up Shelf	STD
Sink with Integrated Cover	STD
Cooktop with Integrated Cover	STD
Waste Basket & Paper Towel Holder (built-in under galley top)	STD

Information and Specifications are based on the 2016 model year and are subject to change without notice. For additional information, consult your Authorized Airstream Dealer.




## EXTERIOR COLORS



Jet Black



Brilliant Silver Metallic



Arctic White



## INTERIOR DÉCORS

### Onyx Décor




Oyster Ultraleather®

Seating



Black Ultraleather®

Optional Seating



Flooring



Cabinetry



Countertop

### Light Camel Décor



Oyster Ultraleather®

Seating



Black Ultraleather®

Optional Seating



Flooring



Cabinetry



Countertop

### Columbian Walnut Décor




Oyster Ultraleather®

Seating



Black Ultraleather®

Optional Seating



Flooring



Cabinetry



Countertop


## EXTERIOR COLORS



Jet Black



Brilliant Silver Metallic



Arctic White



## INTERIOR DÉCORS

### Onyx Décor



Oyster Ultraleather®

Seating



Black Ultraleather®

Optional Seating



Flooring



Cabinetry



Countertop

### Light Camel Décor



Oyster Ultraleather®

Seating



Black Ultraleather®

Optional Seating



Flooring



Cabinetry



Countertop

### Columbian Walnut Décor



Oyster Ultraleather®

Seating



Black Ultraleather®

Optional Seating



Flooring



Cabinetry




Countertop

## Airstream Online

Learn more! Visit [www.airstream.com](http://www.airstream.com).

To find more helpful hints, product selector tools, locate a Dealer or learn more about our heritage and our community, please visit [www.airstream.com](http://www.airstream.com).



### The Airstream Glossary

**Fresh Water Capacity** - Onboard fresh water storage for when you're not hooked up to a campsite source.

**Black Water** - Basically a nicer term for sewage. It's the wastewater from your toilet system.

**Grey Water** - All wastewater that comes from your sinks, showers, and baths.

**Deep Cycle Battery** - A heavy-duty steady-current battery which powers the Airstream's electrical systems.

**LPG** - Liquid Propane Gas which fuels many of the onboard appliances.

**Converter/Inverter** - Converts 12-volt DC power into 120-volt AC power so you can use the battery to run many of the appliances.

**Shore Power** - Electricity received from an AC outlet, such as those found at most campsites.

**GVWR (Gross Vehicle Weight Rating)** - Maximum weight of the vehicle, passengers, cargo and liquids.

**GCWR (Gross Combined Weight Rating)** Maximum weight of the vehicle, passengers, cargo, liquids and any trailer being towed.

**UBW (Unit Base Weight)** - The weight of the vehicle without cargo, water or options.

**OCCC (Occupant and Cargo Carrying Capacity)** - Maximum amount of weight in the form passengers, cargo and water.

OCCC = GVWR-UBW

**Tow Capacity** - The maximum weight a vehicle can safely tow.



The Airstream Interstate is the Number One selling Mercedes-Benz Type B Van in America 4 years in a row.  
— *Statistical Surveys, Inc., Grand Rapids, MI.*

### 24/7 Roadside Assistance

Airstream is proud to offer free 24/7 assistance on all new Touring Coaches for two years. Not only does this service provide emergency roadside service should you have a breakdown, but Coach-Net membership plans also provide technical service for your Airstream after hours should you have any questions.

Contact

Coach-Net at [www.nmca.com](http://www.nmca.com)

or

855-879-4091

**Coach-Net**

RV Membership Plans



**nmc**  
NATIONAL MOTOR CLUB


For additional product & Dealer information –  
[www.airstream.com](http://www.airstream.com)



## Airstream Online

Learn more! Visit [www.airstream.com](http://www.airstream.com).

To find more helpful hints, product selector tools, locate a Dealer or learn more about our heritage and our community, please visit [www.airstream.com](http://www.airstream.com).



### The Airstream Glossary

**Fresh Water Capacity** - Onboard fresh water storage for when you're not hooked up to a campsite source.

**Black Water** - Basically a nicer term for sewage. It's the wastewater from your toilet system.

**Grey Water** - All wastewater that comes from your sinks, showers, and baths.

**Deep Cycle Battery** - A heavy-duty steady-current battery which powers the Airstream's electrical systems.

**LPG** - Liquid Propane Gas which fuels many of the onboard appliances.

**Converter/Inverter** - Converts 12-volt DC power into 120-volt AC power so you can use the battery to run many of the appliances.

**Shore Power** - Electricity received from an AC outlet, such as those found at most campsites.

**GVWR (Gross Vehicle Weight Rating)** - Maximum weight of the vehicle, passengers, cargo and liquids.

**GCWR - (Gross Combined Weight Rating)** Maximum weight of the vehicle, passengers, cargo, liquids and any trailer being towed.

**UBW (Unit Base Weight)** - The weight of the vehicle without cargo, water or options.

**OCCC (Occupant and Cargo Carrying Capacity)** - Maximum amount of weight in the form passengers, cargo and water.

$$OCCC = GVWR - UBW$$

**Tow Capacity** - The maximum weight a vehicle can safely tow.



The Airstream Interstate is the Number One selling Mercedes-Benz Type B Van in America 4 years in a row.  
— *Statistical Surveys, Inc., Grand Rapids, MI.*

### 24/7 Roadside Assistance

Airstream is proud to offer free 24/7 assistance on all new Touring Coaches for two years. Not only does this service provide emergency roadside service should you have a breakdown, but Coach-Net membership plans also provide technical service for your Airstream after hours should you have any questions.

#### Contact

Coach-Net at [www.nmca.com](http://www.nmca.com)

or

855-879-4091

**Coach-Net**

RV Membership Plans



For additional product & Dealer information –  
[www.airstream.com](http://www.airstream.com)





Those that roll with the best, roll with  
Airstream® + Mercedes-Benz®.



OFFICIAL PARTNER

Airstream is a proud partner of the Mercedes-Benz Club of America. The MBCA is the largest Mercedes-Benz enthusiast organization in the world and has close to 30,000 members, 85 sections or chapters, conducts over 400 events each year and provides dozens of benefits to its members. See your authorized Airstream Interstate Dealer for special programs including, for a limited time, a complimentary one-year membership to MBCA.

More Than a Car Club. We're a Community.<sup>SM</sup> [www.mbca.org](http://www.mbca.org)

**THOR**  
INDUSTRIES, INC.

Airstream is a subsidiary  
of Thor Industries, Inc.

All content and images  
© Airstream 2015 & 2016

Touring Coaches 20k 9/15

Airstream, Inc.  
419 West Pike Street  
P.O. Box 629  
Jackson Center, OH  
45334 USA  
937-596-6111  
[www.airstream.com](http://www.airstream.com)

All capacities are approximate and dimensions are nominal. Actual products may differ from the photographs, specifications and product information in this brochure due to product changes. Prices and specifications are subject to change without notice. Photos may contain some features that are optional. Some features or options may be different or unavailable in Canada.

This information is intended as a guide only. Weights of individual recreational vehicles may vary. Consult the owner's manual for complete loading, weight-ing and towing instructions.

Dry weights are based on standard features; optional equipment is not included. The Net Carrying Capacity (NCC) is determined by subtracting Unit Base Weight (UBW) from the Gross Vehicle Weight Rating (GVWR), and is the capacity available for water, options and cargo. Liquid capacities and weights are approximations only.

The recreational vehicle weight must remain within the manufacturer's specified chassis weight limit. Do not overload the recreational vehicle through the addition of water, options, cargo or otherwise.

AIRSTREAM®, and all AIRSTREAM-related trademarks, slogans, model names, trade dress and logos are owned by Thor Tech, Inc. Used with permission.



Those that roll with the best, roll with  
Airstream® + Mercedes-Benz®.



OFFICIAL PARTNER

Airstream is a proud partner of the Mercedes-Benz Club of America. The MBCA is the largest Mercedes-Benz enthusiast organization in the world and has close to 30,000 members, 85 sections or chapters, conducts over 400 events each year and provides dozens of benefits to its members. See your authorized Airstream Interstate Dealer for special programs including, for a limited time, a complimentary one-year membership to MBCA.

More Than a Car Club. We're a Community.<sup>SM</sup> [www.mbca.org](http://www.mbca.org)

**THOR**  
INDUSTRIES, INC.

Airstream is a subsidiary  
of Thor Industries, Inc.

All content and images  
© Airstream 2015 & 2016

Touring Coaches 20k 9/15

Airstream, Inc.  
419 West Pike Street  
P.O. Box 629  
Jackson Center, OH  
45334 USA  
937-596-6111  
[www.airstream.com](http://www.airstream.com)

All capacities are approximate and dimensions are nominal. Actual products may differ from the photographs, specifications and product information in this brochure due to product changes. Prices and specifications are subject to change without notice. Photos may contain some features that are optional. Some features or options may be different or unavailable in Canada.

This information is intended as a guide only. Weights of individual recreational vehicles may vary. Consult the owner's manual for complete loading, weight-ing and towing instructions.

Dry weights are based on standard features; optional equipment is not included. The Net Carrying Capacity (NCC) is determined by subtracting Unit Base Weight (UBW) from the Gross Vehicle Weight Rating (GVWR), and is the capacity available for water, options and cargo. Liquid capacities and weights are approximations only.

The recreational vehicle weight must remain within the manufacturer's specified chassis weight limit. Do not overload the recreational vehicle through the addition of water, options, cargo or otherwise.

AIRSTREAM®, and all AIRSTREAM-related trademarks, slogans, model names, trade dress and logos are owned by Thor Tech, Inc. Used with permission.