

# ELKRIDGE

BY HEARTLAND



**DSI**  
ANNUAL RYDA DEALER  
SATISFACTION INDEX  
AWARD WINNER



*A Level Above the Rest...*

Visit HEARTLAND on:



# ELKRIDGE

BY HEARTLAND



**DSI**  
Annual RVDA DEALER  
SATISFACTION INDEX  
AWARD WINNER



*A Level Above the Rest...*

Visit HEARTLAND on:  
  

Experience Elkridge and Experience

# Luxurious Living.



Experience Elkridge and Experience  
**Luxurious Living.**



## RESIDENTIAL Living, Spacious interiors and workspace.

Elkridge luxury 5th wheels by Heartland offer the ultimate in leisure living. They provide style and grace to recreational living. Our Amish-crafted cabinetry with solid surface countertops provide a residential look and feel. Creative and imaginative attention has been given to every detail to satisfy the most discerning customer.



38 RSRT



39 MBHS

Choose Elkridge for Sleek elegance and comfort. The living space features residential style furniture to compliment the entertainment center featuring a large LCD flat screen HDTV and full sound system. All models are designed with large windows for great views of the surroundings. The Elkridge brings together the perfect balance of luxury, value and versatility.

## RESIDENTIAL Living, Spacious interiors and workspace.

Elkridge luxury 5th wheels by Heartland offer the ultimate in leisure living. They provide style and grace to recreational living. Our Amish-crafted cabinetry with solid surface countertops provide a residential look and feel. Creative and imaginative attention has been given to every detail to satisfy the most discerning customer.



38 RSRT



39 MBHS

Choose Elkridge for Sleek elegance and comfort. The living space features residential style furniture to compliment the entertainment center featuring a large LCD flat screen HDTV and full sound system. All models are designed with large windows for great views of the surroundings. The Elkridge brings together the perfect balance of luxury, value and versatility.



39 MBHS

# Get More...

More Features, More Storage, More Quality  
More Value!



Heartland has listened to customers and responded with Elkridge. Our recreational homes combine the charm of easy living with the luxury of sophisticated style. Elkridge provides everything necessary for comfortable vacation living. Our models feature gigantic storage and counter space, deep stainless steel sinks and

so much more! The exciting new open concept design features a huge living area with rich cherry decor and sectional sofa / dinette often found in high end luxury products. Elkridge provides interior decor with a contemporary touch and a spacious feel.



39 MBHS

# Get More...

More Features, More Storage, More Quality

# More Value!



Heartland has listened to customers and responded with Elkridge. Our recreational homes combine the charm of easy living with the luxury of sophisticated style. Elkridge provides everything necessary for comfortable vacation living. Our models feature gigantic storage and counter space, deep stainless steel sinks and

so much more! The exciting new open concept design features a huge living area with rich cherry decor and sectional sofa / dinette often found in high end luxury products. Elkridge provides interior decor with a contemporary touch and a spacious feel.





38 RSRT



38 RSRT



38 RSRT

## BED & BUNKS FAMILY & FRIENDS

Additional living and bedroom space has been designed and engineered for beauty, style and usability. Superior planning has allowed Elkridge to maximize space. It offers bunk designs perfect for couples, families, and anyone interested in accommodating extra guests. Solid doors separate all additional living areas.



38 RSRT





38 RSRT



38 RSRT



38 RSRT

## BED & BUNKS FAMILY & FRIENDS

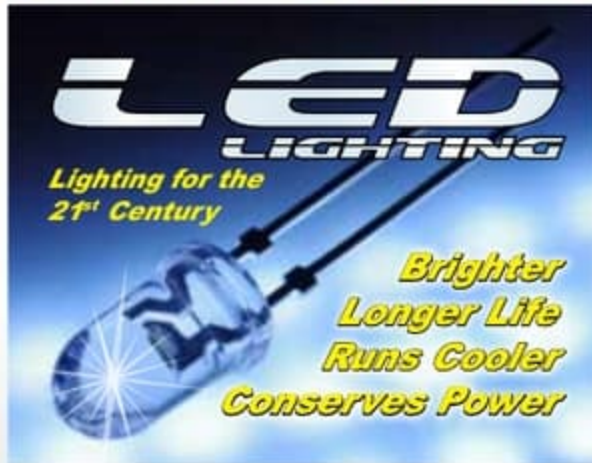
Additional living and bedroom space has been designed and engineered for beauty, style and usability. Superior planning has allowed Elkridge to maximize space. It offers bunk designs perfect for couples, families, and anyone interested in accommodating extra guests. Solid doors separate all additional living areas.



38 RSRT



# FEATURES



The standard HD LCD television comes with its own swing arm to give you the best view possible. Located nearby, you will find your Wireless Link Technology enabled stereo featuring AM/FM/CD/DVD/MP3 player and multiple-zone speaker controls. Speakers are located in the living room, bedroom, and outside in your camping area.



Power Awning with a super bright LED light strip.

Enormous pass-through storage compartment.

## Bluetooth®

Control the stereo from your Bluetooth enabled smart phone, stream music from your smart phone and even place or receive calls through the Wireless Link system.



Extra strong drawer guides allow us to offer larger drawers which extend past the cabinet face for maximum use.



**SOLID SURFACE**  
Countertops increase the usability, beauty and value of our coaches. Solid surface is both durable and RENEWABLE. RENEWABLE means it is the same consistency through and through and if scratched or chipped, can be easily repaired so that it looks like new!

# FEATURES



*Pearl*  
EDITION



The standard HD LCD television comes with its own swing arm to give you the best view possible. Located nearby, you will find your Wireless Link Technology enabled stereo featuring AM/FM/CD/DVD/MP3 player and multiple-zone speaker controls. Speakers are located in the living room, bedroom, and outside in your camping area.



Power Awning with a super bright LED light strip.

Enormous pass-through storage compartment.

## Bluetooth®

Control the stereo from your Bluetooth enabled smart phone, stream music from your smart phone and even place or receive calls through the Wireless Link system.



Extra strong drawer guides allow us to offer larger drawers which extend past the cabinet face for maximum use.



**SOLID SURFACE**  
Countertops increase the usability, beauty and value of our coaches. Solid surface is both durable and RENEWABLE. RENEWABLE means it is the same consistency through and through and if scratched or chipped, can be easily repaired so that it looks like new!

# Laminated SIDEWALL System



A 1/8" thin coffee cup can protect your hand from scalding hot coffee - consider the protection Heartland's sidewalls offer featuring 1.5" block foam insulation



- Lightweight Aluminum Structure
- Double Welded
- 1½" Thick Block Foam Insulation
- Two Inches Thick Overall
- High Gloss Fiberglass Skin



## STRENGTH:

- 1 Fiberglass that is laminated to a 2 1/8" luan board.
- 2 We then laminate a second layer of 3 1/8" luan, which acts as a vapor barrier, ensures the walls are straight and smooth, and helps eliminate thermal transfer. The luan sheets are staggered during this process for added strength, durability and a smoother finish.
- 3
- 4 The double welded aluminum structure is then filled with block foam insulation and finished with 5 1/8" luan covered in a
- 5
- 6 decorative wall vinyl



# Laminated SIDEWALL System



A 1/8" thin coffee cup can protect your hand from scalding hot coffee - consider the protection Heartland's sidewalls offer featuring 1.5" block foam insulation



- Lightweight Aluminum Structure
- Double Welded
- 1½" Thick Block Foam Insulation
- Two Inches Thick Overall
- High Gloss Fiberglass Skin



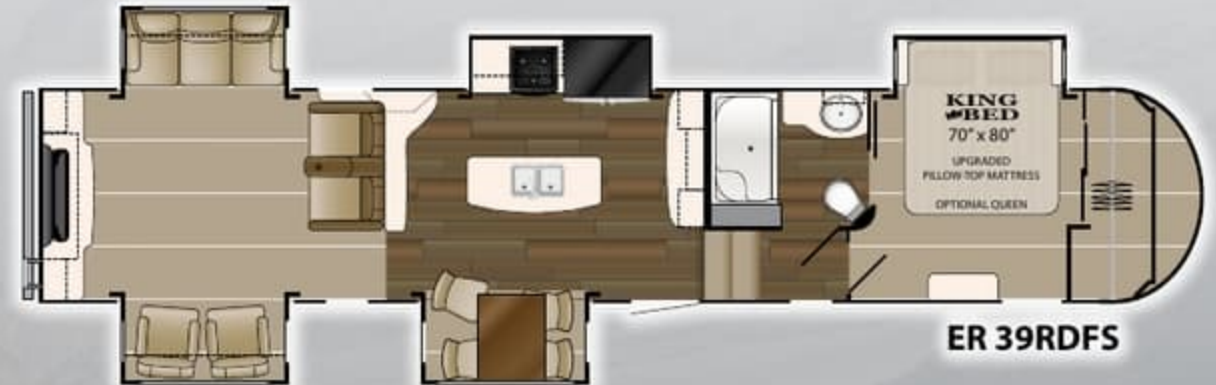
Magnetic hold-back



## STRENGTH:

① Fiberglass that is laminated to a ② 1/8" luan board. We then laminate a second layer of ③ 1/8" luan, which acts as a vapor barrier, ensures the walls are straight and smooth, and helps eliminate thermal transfer. The luan sheets are staggered during this process for added strength, durability and a smoother finish. ④ The double welded aluminum structure is then filled with block foam insulation and finished with ⑤ 1/8" luan covered in a ⑥ decorative wall vinyl

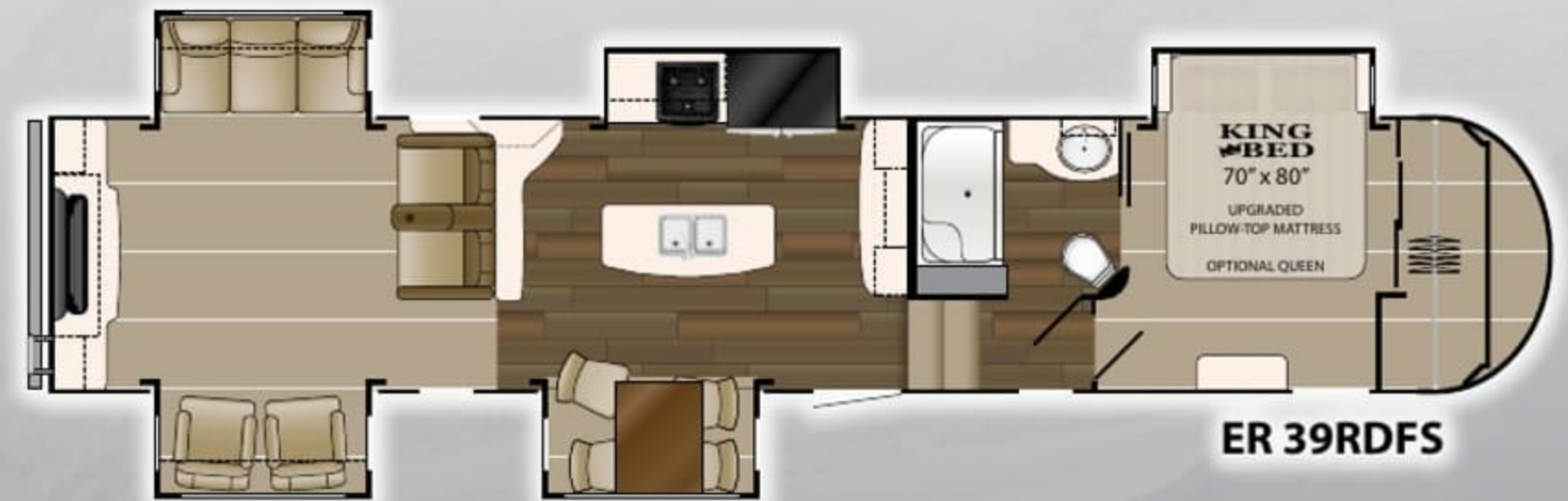
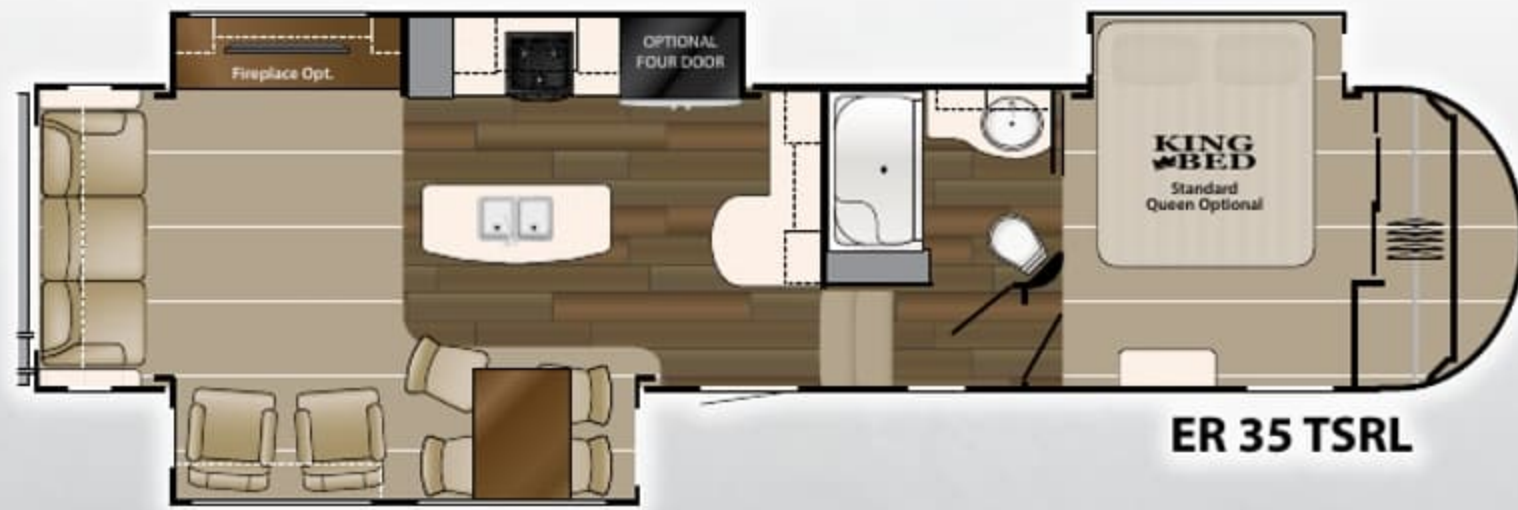




MODEL	34 TSRE	35 TSRL	37 ULTIMATE	38 RSRT	39MBHS	39RDFS	40FLFS
LENGTH	37' 10"	39' 0"	41' 7"	41' 7"	41' 11"	42' 10"	42' 3"
DRY	11,200	11,089	13,100	13,400	13,145	13,162	13,234
HITCH	2,405	2,105	2,070	2,095	2,210	2,450	2,850
HEIGHT	13' 2"	12' 11"	13' 2"	13' 2"	13' 2"	13' 2"	13' 2"
AWNING	16'	14'	20'	21'	17'	18'	16'
TANKS	47' 80° 40°	47' 80° 40°	47' 120° 80°	47' 120° 80°	47' 80° 40°	47' 80° 40°	47' 80° 40°

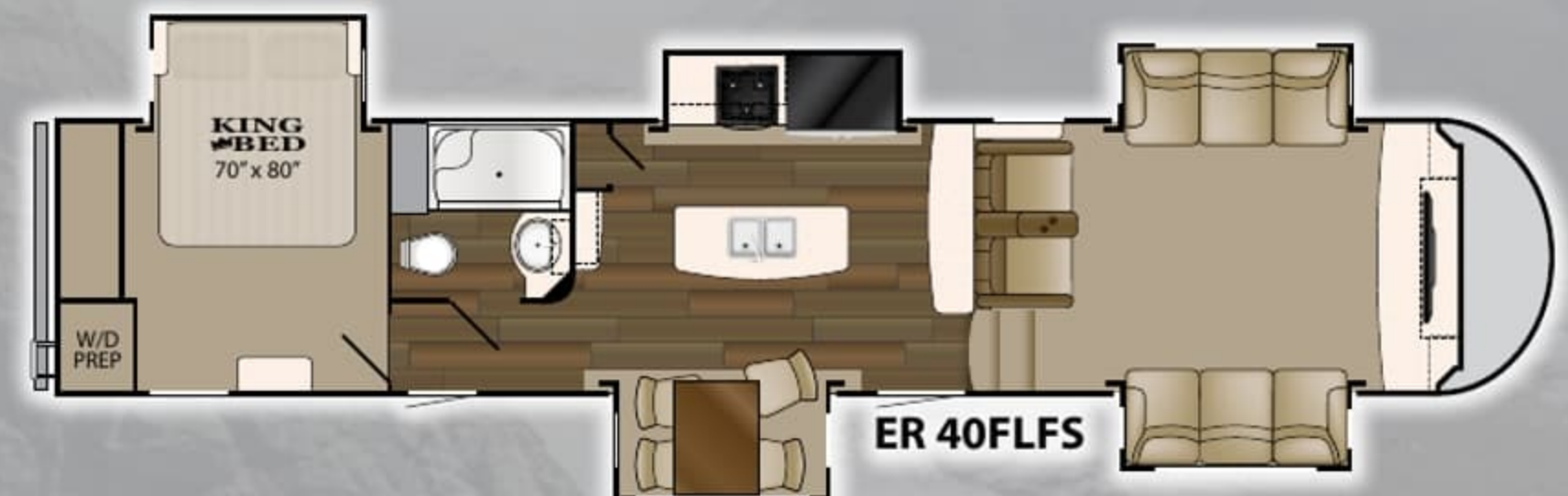


Note: Overall Length defined as tow point (Ball coupler for travel trailers / King pin for 5th wheel trailers) to rear bumper. It does not include the rear ladder. Add 9" w/ Extended Pin Box



MODEL	34 TSRE	35 TSRL	37 ULTIMATE	38 RSRT	39MBHS	39RDFS	40FLFS
LENGTH	37' 10"	39' 0"	41' 7"	41' 7"	41' 11"	42' 10"	42' 3"
DRY	11,200	11,089	13,100	13,400	13,145	13,162	13,234
HITCH	2,405	2,105	2,070	2,095	2,210	2,450	2,850
HEIGHT	13' 2"	12' 11"	13' 2"	13' 2"	13' 2"	13' 2"	13' 2"
AWNING	16'	14'	20'	21'	17'	18'	16'
TANKS	47 <sup>F</sup> 80 <sup>C</sup> 40 <sup>B</sup>	47 <sup>F</sup> 80 <sup>C</sup> 40 <sup>B</sup>	47 <sup>F</sup> 120 <sup>C</sup> 80 <sup>B</sup>	47 <sup>F</sup> 120 <sup>C</sup> 80 <sup>B</sup>	47 <sup>F</sup> 80 <sup>C</sup> 40 <sup>B</sup>	47 <sup>F</sup> 80 <sup>C</sup> 40 <sup>B</sup>	47 <sup>F</sup> 80 <sup>C</sup> 40 <sup>B</sup>

Note: Overall Length defined as tow point (Ball coupler for travel trailers / King pin for 5th wheel trailers) to rear bumper. It does not include the rear ladder. Add 9" w/ Extended Pin Box







## Construction:

### Sidewall

- High gloss laminated fiberglass sidewall
- Double-welded aircraft quality aluminum structure
- Multi-layer with block foam insulation
- R11 insulation
- Deluxe power exterior awning with LED light

### Roof Construction

- 5" attic trusses for extra strength
- One-piece walkable EPDM rubber roof
- R14 insulation

### Frame / Floor / Underbelly

- 10" I-beam powder coated steel
- 3/8" Seamless deck floor
- Seamless corrugated and underbelly material
- Heated and enclosed underbelly
- Flex foil insulation (R-14)

### Tires / Axles/ Suspension

- 16" Tires with aluminum rims and leaf springs
- Spare tire and carrier
- E-Z Flex suspension system by Dexter
- Correct Track alignment system
- 2" x 12" Nev-R-Adjust brakes by Dexter
- 6,700 lb. Dexter Axles with E-Z Lube hubs

### Exterior Features

- Aerodynamic style fiberglass front cap with LED lights
- Tight Turn Technology front cap
- Large exterior storage fully lined with entertainment prep
- Insulated slam style cargo doors with magnetic hold backs

- Hydraulic front landing gear
- Electric rear stabilizer jacks
- Tinted safety glass windows with UV protection
- Exterior speakers
- Light at entry step
- Extended hitch pin
- Large entry assist grab handle
- Rear ladder
- Universal Docking Center (U.D.C.)  
all system hook-ups in one convenient and concealed compartment
  - Black tank flush system
  - City water hook up with high pressure fresh tank fill
  - Exterior shower with hot & cold water
  - Satellite and antenna connections
  - All tank pull handles
  - Winterization valves

### Interior / Kitchen Features

- LED lighting throughout
- Glazed cabinets with spring loaded hidden hinges
- Full extension steel ball-bearing drawer guides
- Solid surface countertop
- 8 cu. ft refrigerator
- Deep stainless steel kitchen sink
- Recessed three burner cook top with oven
- Residential microwave oven
- Free standing dinette with four chairs
- Cold crack resistant flooring

### Living Room

- Night shades throughout
- Decorative glass inserts in overheads
- Ceiling fan
- Two rocker recliners (select models)
- Flip and fold sleeping sofa (most models)

### Bedroom

- Bedroom slide out with under bed storage
- Walk-in wardrobe
- Stackable washer dryer closet
- 6'-4" Bedroom ceiling height
- Reading lights over the bed

### Bath Area

- Porcelain commode with foot flush
- Power roof vent
- Heat and A/C duct
- Spacious medicine cabinet
- Large lavatory sink

### Safety Features

- Smoke detectors
- Fire extinguisher
- LP gas & CO2 detector inside unit
- Break away switch
- All safety glass windows
- 120V GFI protected outlets
- Emergency egress windows
- 12 gallon water heater

## Optional Equipment:

### Exterior

- Grill with bumper mount (some models)
- 50amp manual crank power cord reel
- 6 point hydraulic level up

### Interior

- Countertop extension (37Ultimate only)
- Booth dinette IPO free standing
- Sleeper sofa IPO rear bunk (some models)
- Salon style sofa IPO free standing dinette and sleeper sofa (37Ultimate and 38RSRT)
- Queen bed
- Stainless steel 4 Door Refrigerator 12Cu.

### Heating and Cooling

- Electric fireplace
- Ducted 2nd A/C
- Dual pane windows



## Construction:

### Sidewall

- High gloss laminated fiberglass sidewall
- Double-welded aircraft quality aluminum structure
- Multi-layer with block foam insulation
- R11 insulation
- Deluxe power exterior awning with LED light

### Roof Construction

- 5" attic trusses for extra strength
- One-piece walkable EPDM rubber roof
- R14 insulation

### Frame / Floor / Underbelly

- 10" I-beam powder coated steel
- 3/8" Seamless deck floor
- Seamless corrugated and underbelly material
- Heated and enclosed underbelly
- Flex foil insulation (R-14)

### Tires / Axles/ Suspension

- 16" Tires with aluminum rims and leaf springs
- Spare tire and carrier
- E-Z Flex suspension system by Dexter
- Correct Track alignment system
- 2" x 12" Nev-R-Adjust brakes by Dexter
- 6,700 lb. Dexter Axles with E-Z Lube hubs

### Exterior Features

- Aerodynamic style fiberglass front cap with LED lights
- Tight Turn Technology front cap
- Large exterior storage fully lined with entertainment prep
- Insulated slam style cargo doors with magnetic hold backs

- Hydraulic front landing gear
- Electric rear stabilizer jacks
- Tinted safety glass windows with UV protection
- Exterior speakers
- Light at entry step
- Extended hitch pin
- Large entry assist grab handle
- Rear ladder
- Universal Docking Center (U.D.C.)  
all system hook-ups in one convenient and concealed compartment
  - Black tank flush system
  - City water hook up with high pressure fresh tank fill
  - Exterior shower with hot & cold water
  - Satellite and antenna connections
  - All tank pull handles
  - Winterization valves

### Interior / Kitchen Features

- LED lighting throughout
- Glazed cabinets with spring loaded hidden hinges
- Full extension steel ball-bearing drawer guides
- Solid surface countertop
- 8 cu. ft refrigerator
- Deep stainless steel kitchen sink
- Recessed three burner cook top with oven
- Residential microwave oven
- Free standing dinette with four chairs
- Cold crack resistant flooring

### Living Room

- Night shades throughout
- Decorative glass inserts in overheads
- Ceiling fan
- Two rocker recliners (select models)
- Flip and fold sleeping sofa (most models)

### Bedroom

- Bedroom slide out with under bed storage
- Walk-in wardrobe
- Stackable washer dryer closet
- 6'-4" Bedroom ceiling height
- Reading lights over the bed

### Bath Area

- Porcelain commode with foot flush
- Power roof vent
- Heat and A/C duct
- Spacious medicine cabinet
- Large lavatory sink

### Safety Features

- Smoke detectors
- Fire extinguisher
- LP gas & CO2 detector inside unit
- Break away switch
- All safety glass windows
- 120V GFI protected outlets
- Emergency egress windows
- 12 gallon water heater

## Optional Equipment:

### Exterior

- Grill with bumper mount (some models)
- 50amp manual crank power cord reel
- 6 point hydraulic level up

### Interior

- Countertop extension (37Ultimate only)
- Booth dinette IPO free standing
- Sleeper sofa IPO rear bunk (some models)
- Salon style sofa IPO free standing dinette and sleeper sofa (37Ultimate and 38RSRT)
- Queen bed
- Stainless steel 4 Door Refrigerator 12Cu.

### Heating and Cooling

- Electric fireplace
- Ducted 2nd A/C
- Dual pane windows

XTREME

# ELKRIDGE

## XTREME LIGHT

### EDITION



## FIFTH WHEELS FOR LIGHTER DUTY TRUCKS

Elkridge Xtreme Light offers the INDUSTRY's first, low cost 5th wheel. The Xtreme Light is priced like a travel trailer with the features of a 5th wheel. Xtreme Light offers taller ceilings, easier tow-ability, and faster hook-ups. Explore roomy bathrooms with vaulted ceilings and functional space. Relax in well-designed living areas and dinettes. Elkridge Xtreme Light engineers have taken special care

to utilize every space for storage without sacrificing the luxuries of recreational living. Elkridge Xtreme Light designers have spent extra time planning the sleeping area that provides offset beds with more floor space for dressing as well as flip down headboards for added storage.

XTREME

# ELKRIDGE

## XTREME LIGHT

### EDITION



## FIFTH WHEELS FOR LIGHTER DUTY TRUCKS

Elkridge Xtreme Light offers the INDUSTRY's first, low cost 5th wheel. The Xtreme Light is priced like a travel trailer with the features of a 5th wheel. Xtreme Light offers taller ceilings, easier tow-ability, and faster hook-ups. Explore roomy bathrooms with vaulted ceilings and functional space. Relax in well-designed living areas and dinettes. Elkridge Xtreme Light engineers have taken special care

to utilize every space for storage without sacrificing the luxuries of recreational living. Elkridge Xtreme Light designers have spent extra time planning the sleeping area that provides offset beds with more floor space for dressing as well as flip down headboards for added storage.



DURABLE, RESILIENT NON-SLIP FLOORING  
**beauflor**  
HEARTLAND ADVANTAGE

HIDDEN HINGES  
HEARTLAND ADVANTAGE

FULL EXTENSION BALL BEARING SLIDES  
HEARTLAND ADVANTAGE

Model E255



Model E292

BEST IN CLASS  
#1  
HEARTLAND ADVANTAGE



Model E255



DURABLE, RESILIENT NON-SLIP FLOORING  
**beauflor**  
HEARTLAND ADVANTAGE

HIDDEN HINGES  
HEARTLAND ADVANTAGE

FULL EXTENSION BALL BEARING SLIDES  
HEARTLAND ADVANTAGE

Model E255



Model E292

BEST IN CLASS  
#1  
HEARTLAND ADVANTAGE



Model E255



Model E292

## AFFORDABLE FORM AND FUNCTION

Look carefully at the solid wood cabinets hinged on Euro-styled hidden hinges, brushed nickel bronze hardware, glazed to optimum finish. Notice the full extension drawers on roller bearing drawer glides.



Model E292



Model E292



## AFFORDABLE FORM AND FUNCTION

Look carefully at the solid wood cabinets hinged on Euro-styled hidden hinges, brushed nickel bronze hardware, glazed to optimum finish. Notice the full extension drawers on roller bearing drawer glides.



Model E292





Model E292

# COMFORTABLE

## BED & BUNK ROOMS

Xtreme Light sleeping areas are designed for families of all sizes. Each model features a spacious master bedroom suite with offset bed for added dressing space.



Model E292



Model E255



Model E292

# COMFORTABLE

## BED & BUNK ROOMS

Xtreme Light sleeping areas are designed for families of all sizes. Each model features a spacious master bedroom suite with offset bed for added dressing space.



Model E292



Model E255

# ELKRIDGE

## XTREME LIGHT

### EDITION



#### Elkridge XL Package:

- Aluminum construction with laminated floor and 2" laminated sidewalls
- Heated and enclosed underbelly
- Dexter axles • Aluminum rims • Spare tire
- Tinted safety glass windows
- Electric power awning with LED light strip
- 13,500 BTU ducted A/C
- Glazed cabinets with hidden hinges
- Full extension ball-bearing drawer glides
- Cloth night shades
- Porcelain commode with foot flush
- Cable TV with satellite hookup
- TV antenna with signal booster
- Am/FM Stereo with CD DVD and USB hookup
- Exterior speakers
- Large refrigerator
- Microwave • Gas oven with range
- Stainless steel hardware
- Cold crack resistant interior flooring
- Gas/electric DSI gal water heater with bypass
- Twin 30# LP tanks
- Detachable power cord
- Black tank flush
- Outside shower
- Triple entry step and Large assist grab handle

#### Elkridge Xtreme Package:

- Exterior high gloss sidewall
- Painted front cap with Tight Turn Technology
- Power front landing
- Correct track alignment system
- LED interior lights
- 2nd A/C wire and prep (most models)
- Push back recliners

#### New Features

- 50 Amp Service
- 13.5 BTU 2nd A/C (NA on E22)
- Power Rear Stabilizers

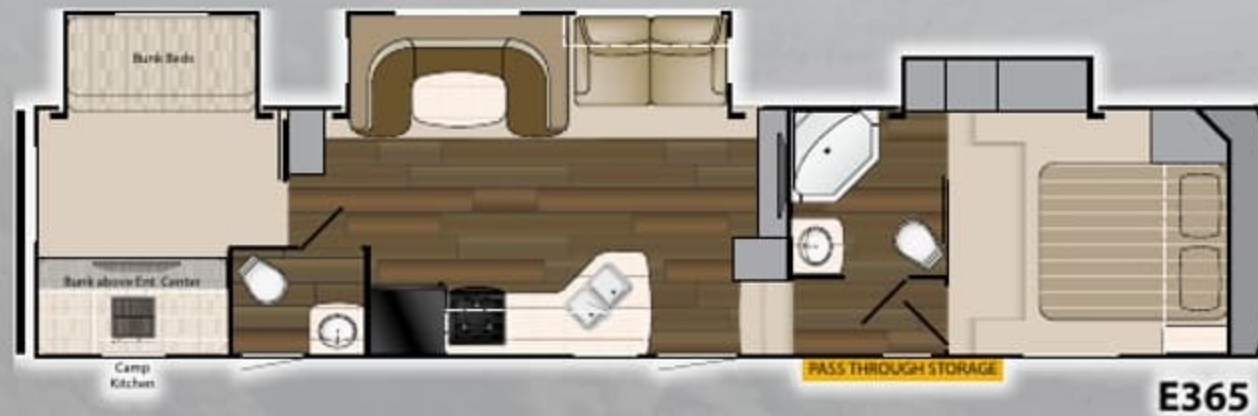
MODEL	E 22	E 255	E 26	E 289	E 292	E 295	E 299	E 30	E 365
LENGTH	26' 6"	26' 11"	29' 9"	31' 4"	32' 7"	33' 3"	35' 9"	34' 5"	39' 3"
DRY	7,012	7,205	7,475	8,287	8,723	8,420	9,475	9,022	10,245
HITCH	1,420	1305	1,185	1,725	1,685	1,520	1,420	1,670	1,880
HEIGHT	11' 10"	11' 10"	11' 10"	11' 10"	11' 10"	11' 10"	11' 10"	11' 10"	11' 10"
AWNING	14'	14'	14'	14'	17'	16'	15'	17'	17'
TANKS	47' 40" 40"	47' 40" 40"	47' 80" 40"	47' 40" 40"	47' 40" 40"	47' 80" 40"	47' 80" 80"	47' 40" 40"	47' 80" 40"

#### Options:

- Exterior Storage
- Sink Covers
- Correct Track alignment system (REQ)
- HDTV with DVD player
- 15,000 btu A/C upgrade

# ELKRIDGE

## XTREME LIGHT EDITION



### Elkridge XL Package:

- Aluminum construction with laminated floor and 2" laminated sidewalls
- Heated and enclosed underbelly
- Dexter axles • Aluminum rims • Spare tire
- Tinted safety glass windows
- Electric power awning with LED light strip
- 13,500 BTU ducted A/C
- Glazed cabinets with hidden hinges
- Full extension ball-bearing drawer glides
- Cloth night shades
- Porcelain commode with foot flush
- Cable TV with satellite hookup
- TV antenna with signal booster
- Am/FM Stereo with CD DVD and USB hookup
- Exterior speakers
- Large refrigerator
- Microwave • Gas oven with range
- Stainless steel hardware
- Cold crack resistant interior flooring
- Gas/electric DSI gal water heater with bypass
- Twin 30# LP tanks
- Detachable power cord
- Black tank flush
- Outside shower
- Triple entry step and Large assist grab handle

### Elkridge Xtreme Package:

- Exterior high gloss sidewall
- Painted front cap with Tight Turn Technology
- Power front landing
- Correct track alignment system
- LED interior lights
- 2nd A/C wire and prep (most models)
- Push back recliners

### New Features

- 50 Amp Service
- 13.5 BTU 2nd A/C (NA on E22)
- Power Rear Stabilizers


MODEL	E 22	E 255	E 26	E 289	E 292	E 295	E 299	E 30	E 365
LENGTH	26' 6"	26' 11"	29' 9"	31' 4"	32' 7"	33' 3"	35' 9"	34' 5"	39' 3"
DRY	7,012	7,205	7,475	8,287	8,723	8,420	9,475	9,022	10,245
HITCH	1,420	1305	1,185	1,725	1,685	1,520	1,420	1,670	1,880
HEIGHT	11' 10"	11' 10"	11' 10"	11' 10"	11' 10"	11' 10"	11' 10"	11' 10"	11' 10"
AWNING	14'	14'	14'	14'	17'	16'	15'	17'	17'
TANKS	47' 40" 40"	47' 40" 40"	47' 80" 40"	47' 40" 40"	47' 40" 40"	47' 80" 40"	47' 80" 80"	47' 40" 40"	47' 80" 40"

### Options:

- Exterior Storage
- Sink Covers
- Correct Track alignment system (REQ)
- HDTV with DVD player
- 15,000 btu A/C upgrade


# LAMINATED FLOOR

HEARTLAND's laminated floor system is one of the strongest floors in the industry! Featuring sturdy aluminum framing; thick block foam insulation; One-piece seamless decking and a thermo-board luan on the bottom. All these materials are laminated together for maximum strength, insulation R value and reducing flex in the floor!



Heartland's laminated floor construction easily supported over 1,800 lbs. of water jugs in one spot - resulting in less flex!!

## Laminated SIDEWALL System



A 1/8" thin coffee cup can protect your hand from scalding hot coffee - consider the protection Heartland's sidewalls offer featuring 1.5" block foam insulation



- Lightweight Aluminum Structure
- Double Welded
- 1½" Thick Block Foam Insulation
- Two Inches Thick Overall
- High Gloss Fiberglass Skin



Almost Endless Outside Storage Possibilities!




# LOADED WITH FEATURES

ElkrIDGE Xtreme Light exteriors display the finest blend of value and functionality. Combining the U-shape mega dinette, exterior storage and enclosed gooseneck makes Xtreme Light the best value on the market. Xtreme Light is money well spent!


# LAMINATED FLOOR

HEARTLAND's laminated floor system is one of the strongest floors in the industry! Featuring sturdy aluminum framing; thick block foam insulation; One-piece seamless decking and a thermo-board luan on the bottom. All these materials are laminated together for maximum strength, insulation R value and reducing flex in the floor!



Heartland's laminated floor construction easily supported over 1,800 lbs. of water jugs in one spot - resulting in less flex!!

## Laminated SIDEWALL System



A 1/8" thin coffee cup can protect your hand from scalding hot coffee - consider the protection Heartland's sidewalls offer featuring 1.5" block foam insulation



- Lightweight Aluminum Structure
- Double Welded
- 1½" Thick Block Foam Insulation
- Two Inches Thick Overall
- High Gloss Fiberglass Skin



Almost Endless Outside Storage Possibilities!



# LOADED WITH FEATURES

Elkrige Xtreme Light exteriors display the finest blend of value and functionality. Combining the U-shape mega dinette, exterior storage and enclosed gooseneck makes Xtreme Light the best value on the market. Xtreme Light is money well spent!



Heartland Recreational Vehicles

2831 Dexter Drive • Elkhart, IN 46514 • 574-262-5992

### Community. Convenience. Close-to-home.

Where you purchase your recreational vehicle is ultimately your decision but Heartland urges you to consider buying at your local dealer. Dealers are part of your community, providing jobs and contributing to your local economy. These dealers are under obligation to provide warranty service for products they sell, but are not legally required to service products purchased from other dealers. At some point, you may need to return to the dealer you buy from - why not stay close to home? After all, home is where your Heartland is!

### BENEFITS OF PURCHASING YOUR RV LOCALLY:

- You enjoy valuable relationship building with Dealer Representatives, close to your home, who will explain the features and benefits of the product.
- You receive a full product orientation prior to delivery, which includes hands-on directions for many of the coach's systems and functions. You are also introduced to the Dealership's Service/Parts/Warranty personnel who are at the ready to help you with any issues you may encounter, now and in the future.
- You enjoy customer PRIORITY. Dealerships generally service their purchasing customers first - others may experience long delays and miss opportunities to use their RV. What is it worth for you to have a dealership's full attention and motivation to satisfy you when you need service - in a timely manner?
- Valuable TAX dollars and jobs stay in YOUR community which pays for your roads, schools, police and fire departments.

### DON'T UNDERESTIMATE CUSTOMER SERVICE AND PERSONAL CARE!

For Canadian Residents: If you purchase an RV out-of-country, there are additional fees, taxes and inspections that must be met before bringing your product home. Your local Canadian dealers are experts in these provisions.

Visit HEARTLAND on:



Your Authorized Heartland Dealer:

HEARTLAND PROUDLY PARTNERS WITH THE HIGHEST QUALITY VENDORS in manufacturing our recreational vehicles:



LIONSHEAD



LIPPERT COMPONENTS



North American Forest Products, Inc.



HEARTLAND CUSTOMER SERVICE WE'VE GOT YOUR BACK!

Over 40 men and women located in a dedicated facility servicing our customers every day. With a dealer network of over 400 locations across the U.S. and Canada, you're never far from an authorized Heartland dealer.

Product information is as accurate as possible as of the date of publication of this brochure. Due to Heartland's commitment to continuous product improvement - floorplans, materials, components, features, measurements, specifications, options, etc. are subject to change at any time without notice or obligation. In certain conditions some additional equipment may be needed. Photos may show optional equipment or props used for photography purposes only.

Heartland has listed the approximate base weight of the trailer without the option equipment included. Option equipment will impact the weight of the trailer. Please locate the weight sticker attached to the trailer you are considering for the most accurate trailer weight.

Tow Vehicle Caution: Owners of Heartland recreational vehicles are solely responsible for the selection and proper use of tow vehicles. All customers should consult with a motor vehicle manufacturer or their dealer concerning the purchase and use of suitable tow vehicles for Heartland products. Heartland disclaims any liability or damages suffered as a result of the selection, operation, use or misuse of a tow vehicle. Heartland's limited warranty does not cover damage to the recreational vehicle or the tow vehicle as a result of the selection of the tow vehicle.

www.HEARTLANDRVs.com



Experience:

- Product Walk-Through Videos
- Side By Side Comparisons
- Feature Videos - Photo Galleries
- Virtual 360° Tours
- Detailed Floor Plans
- News - Testimonials
- Dealer Locator - Owners Club
- Customer Service - Service Locator
- and More at our Informative Web Site



www.heartlandrvs.com FOR ADDITIONAL INFORMATION



Heartland Recreational Vehicles

2831 Dexter Drive • Elkhart, IN 46514 • 574-262-5992

### Community. Convenience. Close-to-home.

Where you purchase your recreational vehicle is ultimately your decision but Heartland urges you to consider buying at your local dealer. Dealers are part of your community, providing jobs and contributing to your local economy. These dealers are under obligation to provide warranty service for products they sell, but are not legally required to service products purchased from other dealers. At some point, you may need to return to the dealer you buy from - why not stay close to home? After all, home is where your Heartland is!

### BENEFITS OF PURCHASING YOUR RV LOCALLY:

- You enjoy valuable relationship building with Dealer Representatives, close to your home, who will explain the features and benefits of the product.
- You receive a full product orientation prior to delivery, which includes hands-on directions for many of the coach's systems and functions. You are also introduced to the Dealership's Service/Parts/Warranty personnel who are at the ready to help you with any issues you may encounter, now and in the future.
- You enjoy customer PRIORITY. Dealerships generally service their purchasing customers first - others may experience long delays and miss opportunities to use their RV. What is it worth for you to have a dealership's full attention and motivation to satisfy you when you need service - in a timely manner?
- Valuable TAX dollars and jobs stay in YOUR community which pays for your roads, schools, police and fire departments.

### DON'T UNDERESTIMATE CUSTOMER SERVICE AND PERSONAL CARE!

For Canadian Residents: If you purchase an RV out-of-country, there are additional fees, taxes and inspections that must be met before bringing your product home. Your local Canadian dealers are experts in these provisions.

Visit HEARTLAND on:



Your Authorized Heartland Dealer:

HEARTLAND PROUDLY PARTNERS WITH THE HIGHEST QUALITY VENDORS in manufacturing our recreational vehicles:



### HEARTLAND CUSTOMER SERVICE WE'VE GOT YOUR BACK!

Over 40 men and women located in a dedicated facility servicing our customers every day. With a dealer network of over 400 locations across the U.S. and Canada, you're never far from an authorized Heartland dealer.

Product information is as accurate as possible as of the date of publication of this brochure. Due to Heartland's commitment to continuous product improvement - floorplans, materials, components, features, measurements, specifications, options, etc. are subject to change at any time without notice or obligation. In certain conditions some additional equipment may be needed. Photos may show optional equipment or props used for photography purposes only.

Heartland has listed the approximate base weight of the trailer without the option equipment included. Option equipment will impact the weight of the trailer. Please locate the weight sticker attached to the trailer you are considering for the most accurate trailer weight.

Tow Vehicle Caution: Owners of Heartland recreational vehicles are solely responsible for the selection and proper use of tow vehicles. All customers should consult with a motor vehicle manufacturer or their dealer concerning the purchase and use of suitable tow vehicles for Heartland products. Heartland disclaims any liability or damages suffered as a result of the selection, operation, use or misuse of a tow vehicle. Heartland's limited warranty does not cover damage to the recreational vehicle or the tow vehicle as a result of the selection of the tow vehicle.

www.HEARTLANDRVs.com



#### Experience:

- Product Walk-Through Videos
- Side By Side Comparisons
- Feature Videos • Photo Galleries
- Virtual 360° Tours
- Detailed Floor Plans
- News • Testimonials
- Dealer Locator • Owners Club
- Customer Service • Service Locator
- and More at our Informative Web Site



www.heartlandrvs.com FOR ADDITIONAL INFORMATION