

# BIG SKY

by Montana



FULL TIME  
**LUXURY**  
BUILT BY EXPERIENCE



378RL FRONT TO REAR VIEW



382RL OFFICE / ENT. AREA



378RL ENT. CENTER / KITCHEN



378RL BATHROOM



382RL REAR TO FRONT VIEW

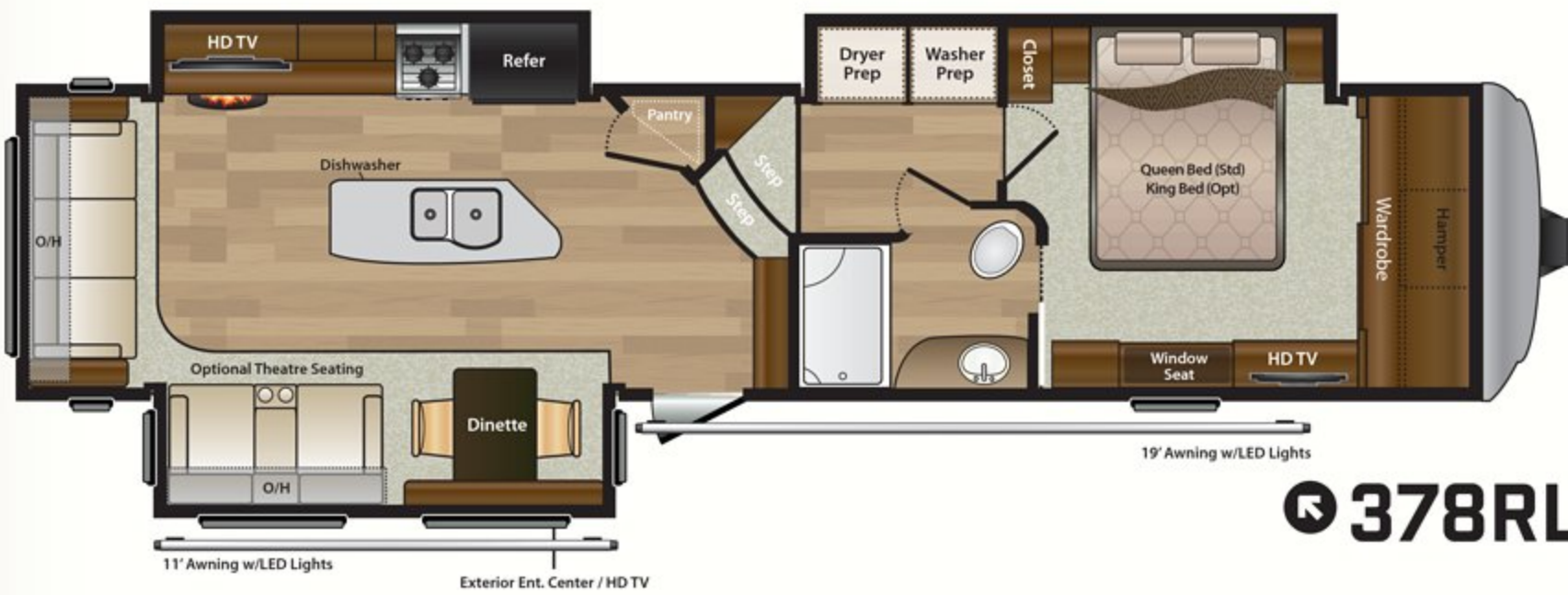


378RL BEDROOM

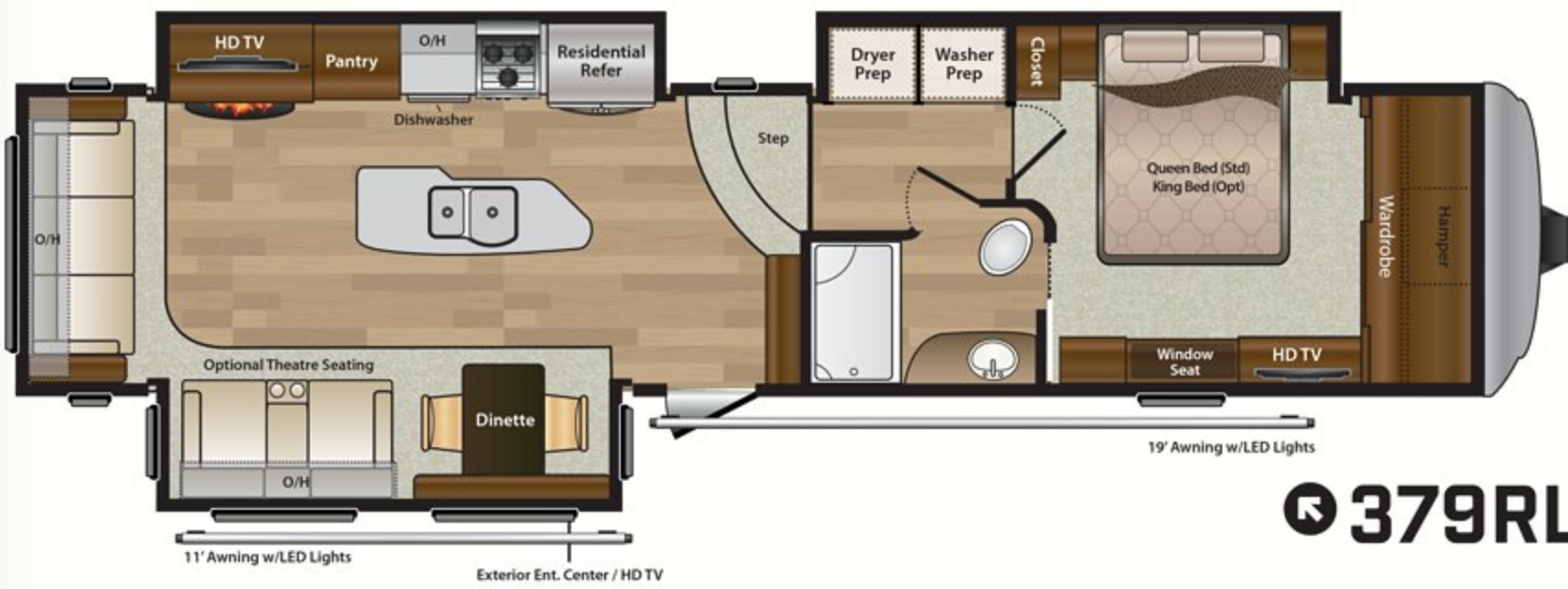
# BIG SKY

by Montana

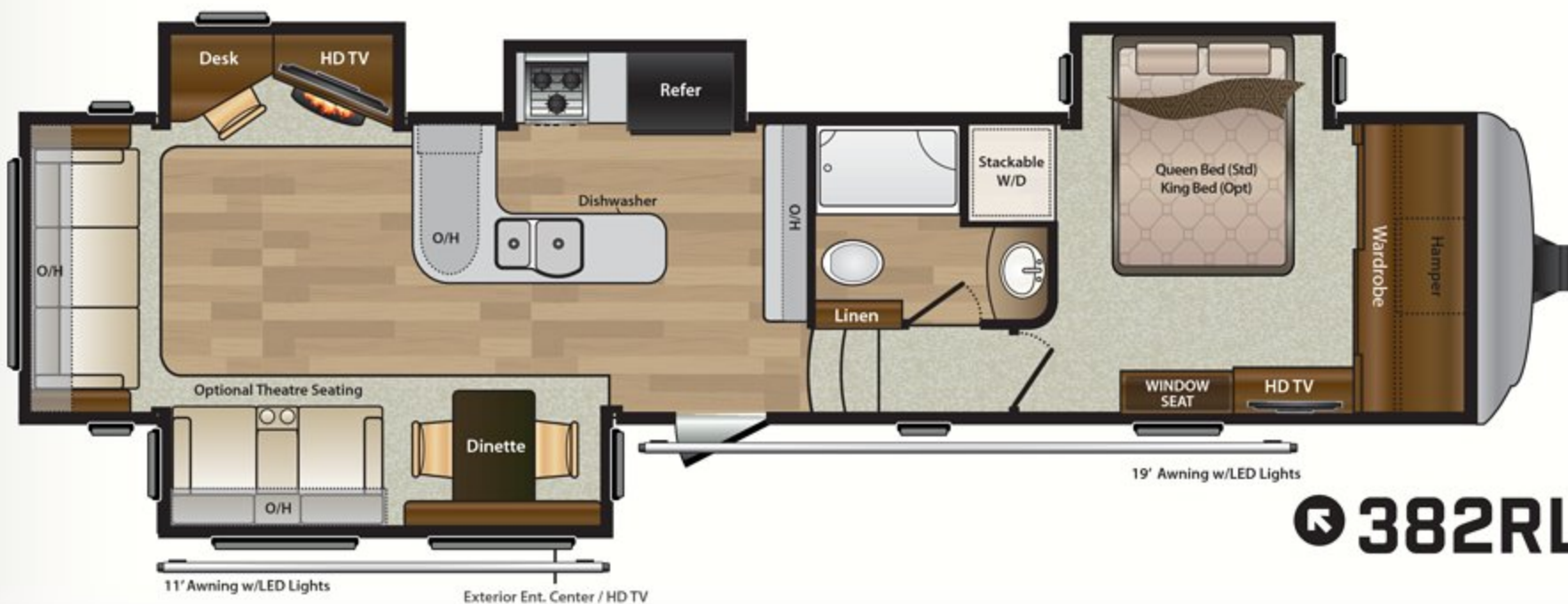
## FLOORPLANS / SPECIFICATIONS



MODEL	378RL
SHIPPING WEIGHT	13973
CARRYING CAPACITY	2847
HITCH WEIGHT	2820
EXTERIOR LENGTH*	39' 7"
EXTERIOR HEIGHT**	12' 11"
FRESH WATER	66
WASTE WATER	50
GRAY WATER	93
LPG CAPACITY LB.	60



MODEL	379RL
SHIPPING WEIGHT	13910
CARRYING CAPACITY	3040
HITCH WEIGHT	2950
EXTERIOR LENGTH*	39' 7"
EXTERIOR HEIGHT**	12' 11"
FRESH WATER	66
WASTE WATER	50
GRAY WATER	93
LPG CAPACITY LB.	60



MODEL	382RL
SHIPPING WEIGHT	13823
CARRYING CAPACITY	2877
HITCH WEIGHT	2700
EXTERIOR LENGTH*	40' 2"
EXTERIOR HEIGHT**	12' 11"
FRESH WATER	66
WASTE WATER	50
GRAY WATER	93
LPG CAPACITY LB.	60

DISCLAIMER: Product information is as accurate as possible as of the date of publication of this brochure. All features, floor plans, and specifications in this brochure are subject to change without notice. Please also consult Keystone's web site at [www.keystonerv.com](http://www.keystonerv.com) for more current product information and specifications. Tow Vehicle Disclaimer. CAUTION: Owners of Keystone recreational vehicles are solely responsible for the selection and proper use of tow vehicles. All customers should consult with a motor vehicle manufacturer or their dealer concerning the purchase and use of suitable tow vehicles for Keystone products. Keystone disclaims any liability or damages suffered as a result of the selection, operation, use or misuse of a tow vehicle. KEYSTONE'S LIMITED WARRANTY DOES NOT COVER DAMAGE TO THE RECREATIONAL VEHICLE OR THE TOW VEHICLE AS A RESULT OF THE SELECTION, OPERATION, USE OR MISUSE OF THE TOW VEHICLE. \*Length is defined as the distance from the centerline of hitch pin/coupler to rear bumper of trailer. Add 6 inches for MOR/ryde pin box. \*\* Add 6 inches for second A/C. 02/15

# STANDARDS & OPTIONS

## LIVING AREA

- » Leather Recliners (2)
- » Leather 80" Hide-A-Bed Sofa
- » Glazed hardwood candlelight cherry cabinetry with hidden hinges
- » Solid hardwood slide-out fascia and cabinet framing
- » Brushed nickel cabinet hardware
- » Arched ceiling
- » Decorative ceiling panels with crown molding
- » Flush Mounted LED interior lights
- » Linen drum shade decorative light fixtures
- » MCD day and night roller shades
- » Wood interior window trim
- » Wood box top window valances
- » Heavy duty carpet with 7lb re-bond padding
- » Electric fireplace\*
- » Sony LED TV and Blu Ray player with 5.1 surround sound

## KITCHEN

- » Granite style solid surface countertops with flush mount sink and range covers
- » Oversized 70/30 stainless steel sink
- » Stainless steel high arch pull down sprayer kitchen faucet
- » Stainless steel dishwasher\*
- » Stainless steel 30" over-the-range microwave/convection oven
- » Stainless steel 22" oven with broiler
- » High output 3-burner range with automatic igniter
- » 12 cubic foot 4 door refrigerator (378, 382)
- » French door residential refrigerator (379)
- » Central vacuum
- » Slate kitchen backsplash
- » Hardwood raised panels on kitchen island
- » Full extension drawer guides
- » LED kitchen toe-kick accent lighting with dimmer
- » LED lighted interior steps
- » Pedestal free, swiveling dinette table with leaf extensions
- » (2) Plush dinette chairs with storage
- » (2) Plush folding dinette chairs
- » Power vent fan with rain sensor in kitchen
- » Water filtration system

## BEDROOM

- » Big Sky™ Gel Top mattress
- » Hardwood bedroom headboard
- » Dual reading lights over bed
- » Padded bedroom window seat with storage
- » HD flat panel bedroom TV
- » Washer/dryer prep with separate 20amp circuits for each appliance
- » "Slide Wide Open" bedroom closet with LED track lighting
- » Increased cedar lined storage under bed

## BATHROOM

- » Granite style solid surface bathroom vanity with flush mount sink cover
- » Upgraded bathroom faucet
- » Seamless 48" x 30" fiberglass shower
- » Sky light over shower
- » Deluxe porcelain toilet
- » 12 gallon DSI gas/electric water heater

## EXTERIOR

- » Full body paint\*
- » Automotive finish high gloss gel coated fiberglass
- » Frameless dual pane safety glass windows\*
- » LED exterior lights
- » Metal wrapped power awning
- » 2nd Metal wrapped power awning on main slide-out
- » Exterior entertainment center
- » 4 Step entry
- » 30" Wide entry door
- » Enormous drop frame pass through storage compartment
- » Insulated slam latch pass through storage compartment doors with gas struts
- » Rear accessory hitch

## TOWING

- » Dexter™ axles
- » Dexter™ axle hydraulic disc brakes\*
- » 5 Goodyear™ G-range tires
- » MOR/ryde™ hitch pin
- » MOR/ryde™ LRE 4100 suspension
- » Heavy duty wet bolt kit with bronze bushings and half inch shackle links
- » Max Turn™ fiberglass front cap with dual LED light bars and Hitch Vision™
- » Fiberglass rear cap with LED back-up lights and LED brake lights
- » Aluminum wheels
- » Under mount G-range spare tire and carrier

## EASY SET UP

- » Electric power cord reel with 50amp cord\*
- » 6-Point hydraulic auto-leveling system
- » One touch remote control system
- » Half turn hydraulic selector valves for individual slide-out control
- » Central exterior water and convenience center
  - Water filtration system
  - Outside shower with quick connect hose
  - Black tank flush
  - Easy winterization kit
  - Water heater bypass
  - Power tank fill
  - Enclosed low point drains
  - Battery disconnect
  - RG-6 satellite prep with dual inputs for living area and bedroom TVs
  - 12v light
  - Tank heat pad control

## CONSTRUCTION

- » 12" I-Beam frame with rust prohibitive coating
- » Dual "quiet cool" air conditioning system with heat pump
- » Dual zone digital thermostat with remote sensor in bedroom
- » Seamless underbelly enclosure
- » Laminated R-10 sidewalls with welded aluminum framing and dual layered luan
- » Laminated R-21 floor with welded aluminum framing
- » R-38 Roof with 5" Stamped steel arched rafters
- » 75 amp Intelli-Power 4500 converter
- » Generator ready\*
- » 12V Holding tank heat pads

## OPTIONS

- » King bed
- » Leather theater seating in place of recliners
- » Bathroom power vent fan with rain sensor
- » Slide awning package
- » Onan Marquis Gold 5.5 KW LP generator
- » RVIA seal
- » Canadian compliance
- » State seal (where applicable)

## \* MANDATORY OPTIONS

- » Stainless steel dishwasher
- » Electric fireplace
- » Generator ready
- » Electric power cord reel with 50amp cord
- » Frameless dual pane safety glass windows
- » Dexter™ axle hydraulic disc brakes
- » Full body paint

## » BIG SKY PREMIUM PACKAGE

- LED exterior lights
- One touch remote control system
- 6-Point hydraulic auto-leveling system
- MOR/ryde hitch pin
- 5 Goodyear™ G-range tires
- Metal wrapped power awning
- 2nd Metal wrapped power awning on main slide-out
- Exterior entertainment center
- Dual "quiet cool" air conditioning system with heat pump
- 12 cubic foot 4 door refrigerator
- MCD day and night roller shades
- Water filtration system
- Central vacuum
- Glazed hardwood candlelight cherry cabinetry with hidden hinges
- Generator ready
- Dual pane frameless windows
- Leather Recliners (2)
- Leather 80" Hide-A-Bed Sofa
- Pedestal free, swiveling dinette table with leaf extensions
- Big Sky™ Gel Top mattress



**Keystone RV  
Company**

**KEYSTONERV.COM/BIGSKY**

YOUR LOCAL DEALER:

FEB. 2015