



LHT & LIFE-SIZED TRAVEL TRAILERS • SUPER LITE FIFTH WHEELS • LIFE-SIZED FIFTH WHEELS

# LAREDO

*By Keystone*



**LAREDO**  
By Keystone





## LIFE-SIZED TRAVEL TRAILERS

"Life-Sized" features with industry leading quality

**PAGES 4-9**



## LHT TRAVEL TRAILERS

Aerodynamically designed, feature-packed light weight travel trailer

**PAGES 10-11**



## SUPER LITE FIFTH WHEELS

All the features of the full size fifth wheels but in a compact design

**PAGES 12-17**





# LAREDO

*By Keystone*

Enjoy the Life Sized Camping Experience. The amenities in your home are life sized. And they should be like that in your camper, too. Laredo doesn't settle for smaller RV sized features. Instead we make them "life sized" the way you are used to. Laredo enhances your camping experience by giving you the perfect combination of features, floor plans, and value. Couple Laredo's "Life Sized" features with industry leading quality and customer service and sacrifice nothing in your home away from home.



## LIFE-SIZED FIFTH WHEELS

"Life-Sized" features with industry leading quality

**PAGES 18-22**

*Prepare to Be Inspired...*



# LIFE SIZED TRAVEL TRAILERS

“Life-Sized” features with industry leading quality



LIFE-SIZED TRAVEL TRAILERS



## INTERIOR FEATURES

- A. 39" LED HDTV
- B. Arched Roof Rafters
- C. Large Single Basin Sink
- D. Residential High Rise Faucet
- E. Residential 60" x 80" Queen Bed
  - 50" Wide, 6' 7" Tall Shower
  - Ready for Second Air Conditioner
  - 50 amp service

## EXTERIOR FEATURES

- Outside Kitchen (some floor plans)
- Fiberglass Front Cap with Air Glyde Technology
- Power Tongue Jack
- Power Adjustable Awning
- Aluminum Wheels
- Cable Jack and 110V Outlet
- Black Tank Flush
- Water Works Utility Center





B

A

LIFE-SIZED TRAVEL TRAILERS

314RE LIFE-SIZED TRAVEL TRAILER  
SHOWN IN CHESTNUT DECOR

# LAREDO

By Keystone



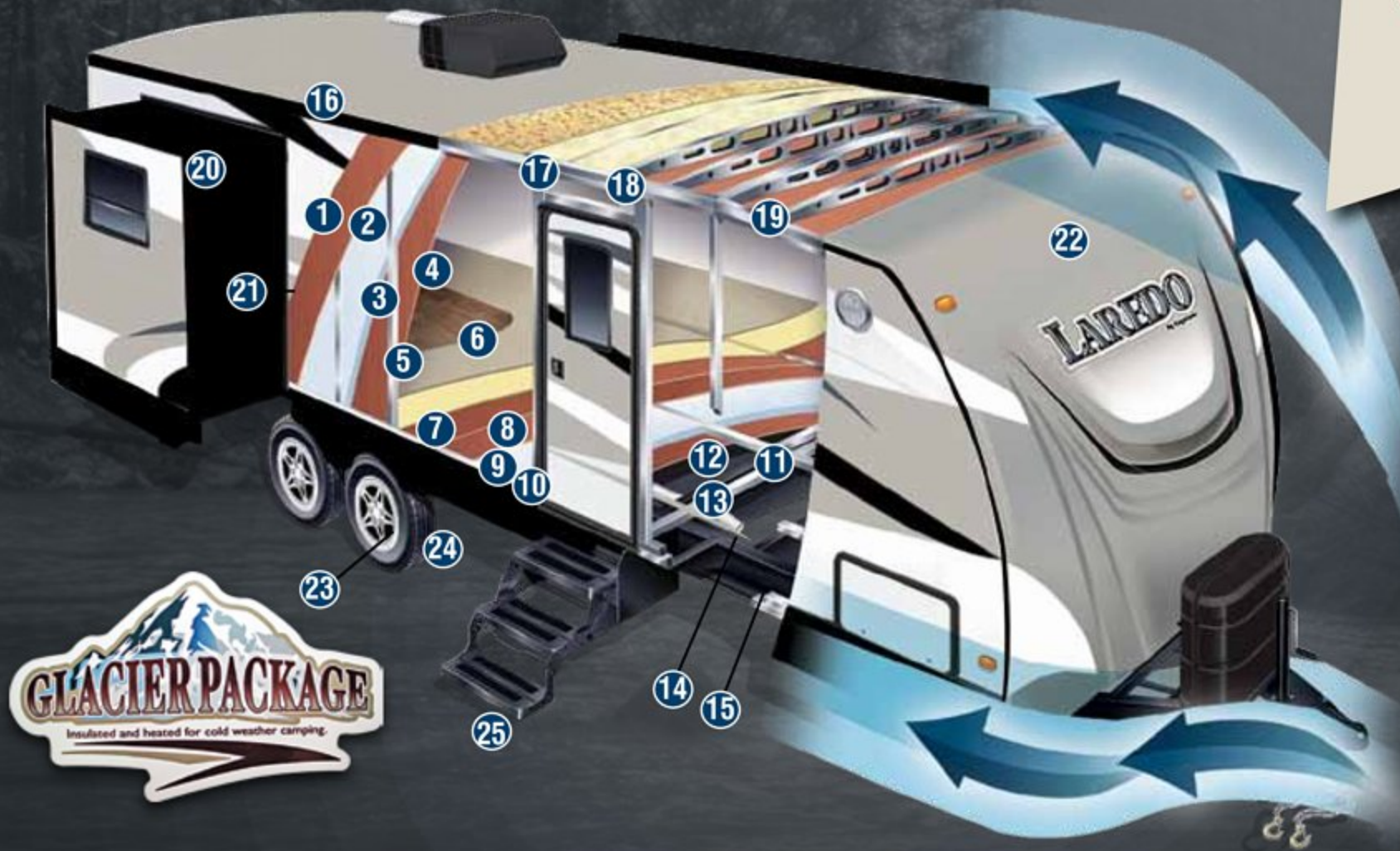
# Life-Sized Travel Trailers CONSTRUCTION

## AIR GLYDE TECHNOLOGY

Laredo front caps are designed to aggressively deflect wind from all angles. With a 20% more aerodynamic front cap, wind drag is reduced and fuel mileage is increased.

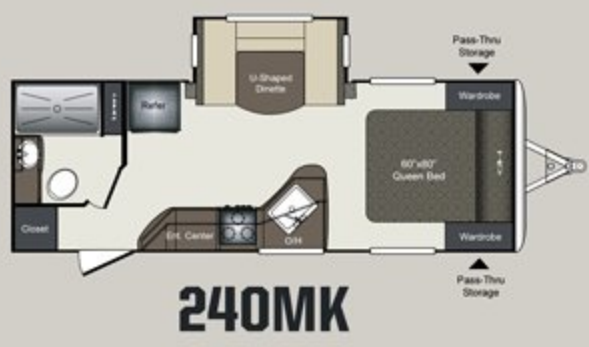


LIFE-SIZED TRAVEL TRAILERS



- |   |  |  |
|---|--|--|
| 1 Gel Coated Filon Exterior                   | 9 2nd Layer Floor Decking with Staggered Seams | 18 R-11 Insulation                         |
| 2 Luan Layer                                  | 10 HI-Density Block Foam Insulation            | 19 5" Crowned / Stamped Steel Roof Trusses |
| 3 HI-Density Block Foam Insulation            | 11 Aluminum Floor Studs                        | 20 Sloped Slide Roof                       |
| 4 Interior Wallboard                          | 12 3rd Layer Floor Decking                     | 21 Wiper Seals                             |
| 5 Total Aluminum Frame                        | 13 Moisture Barrier Wrap                       | 22 Air Glyde Front Cap w/LP Storage        |
| 6 Residential Grade Carpet and Trekk Flooring | 14 Underbelly Heat Duct                        | 23 EZ Lube Axles                           |
| 7 Carpet Padding                              | 15 PACO I-Beam Frame                           | 24 Radial Tires                            |
| 8 1st Layer Floor Decking                     | 16 One Piece Alpha Ply Roof                    | 25 Radius Entry Steps                      |
|   | 17 Roof Decking                                |  |





# WEIGHTS & MEASUREMENTS

MODEL	SHIPPING WEIGHT	CARRYING CAPACITY	HITCH	LENGTH	HEIGHT	FRESH WATER	WASTE WATER	GRAY WATER	LPG	AWNING
240MK	5327	1873	500	27' 7"	10' 11"	43	30	30	60	17'
274RB	6310	1490	780	30' 8"	11' 1"	43	34	68	60	19'
291TG	6625	1575	795	33' 3"	11' 1"	43	30	30	60	16'
294RK	6794	1706	860	34' 8"	11' 1"	43	34	68	60	19'
299BH	6819	1381	830	32' 10"	11' 1"	43	34	68	60	18'
303TG	7500	1500	875	35' 8"	11' 1"	43	34	34	60	16'
314RE	7658	1842	920	36' 0"	11' 1"	43	34	68	60	13'
320TG	7874	1626	900	36' 0"	11' 1"	43	34	68	60	18'
322RL	7585	1915	880	36' 0"	11' 1"	43	34	68	60	15'

LIFE-SIZED TRAVEL TRAILERS



# LAREDO

By Keystone

## Life-Sized Travel Trailers

# FEATURES

- A. Our heated and enclosed underbelly helps extend the camping season while also improving fuel mileage by reducing drag under the coach.
- B. Aluminum alloy wheels offer light weight, durability, and look great traveling down the open road.
- C. 50 amp and wired/braced for 2nd A/C
- D. Huge 50" shower really makes you feel at home.
- E. The large single basin kitchen sink allows enough size and depth for washing pots & pans.
- F. Residential 60 x 80 queen beds are a luxury not offered by most light weight towables.
- G. The high rise faucet allows larger items to fit into the sink, plus adds a modern look and a touch of elegance to the kitchen.
- H. 8 cu. ft. refrigerator
- I. Tri-fold sleeper sofa
- J. The vaulted ceiling adds 5" of interior height to the Laredo.
- K. 39" LED HDTV that makes it easy to view from all angles


LIFE-SIZED TRAVEL TRAILERS






# LAREDO RACE TRACK A/C SYSTEM

## Benefits of the Laredo RACE TRACK A/C SYSTEM

-  *Circulates Air Evenly Throughout the Camper*


---

-  *No Hot Spots*

---

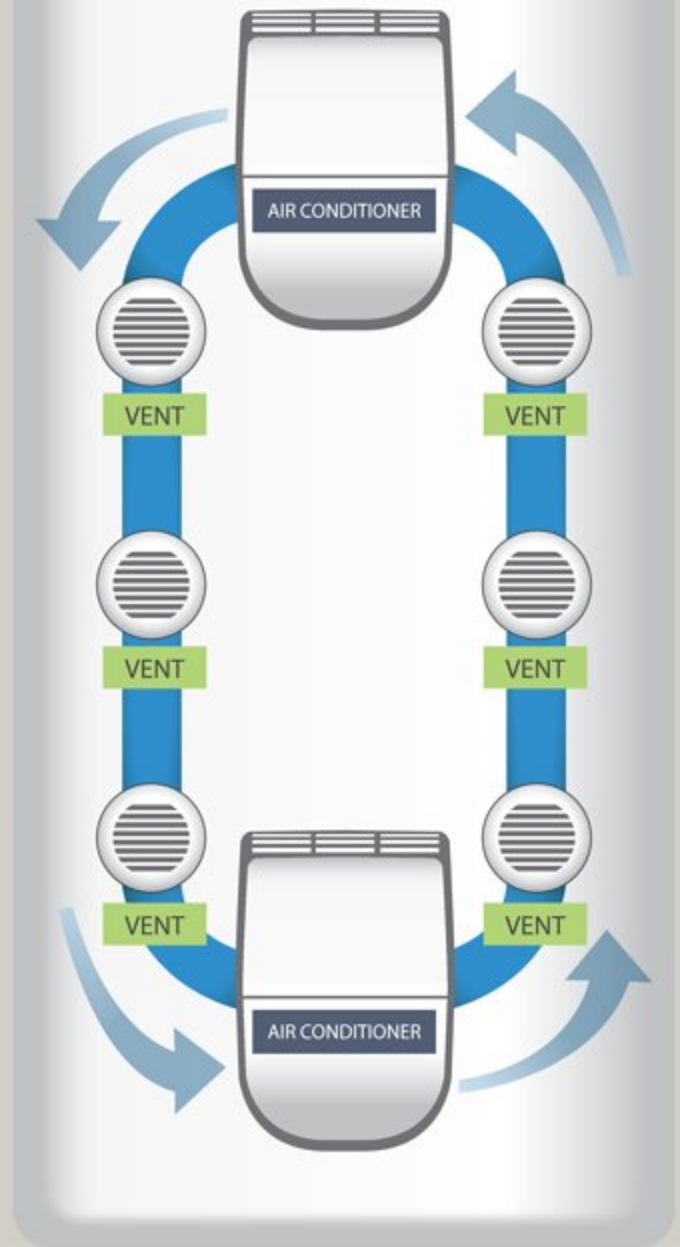
- 2X** *2X Number of Vents*

---

-  *No "Dead End" Duct to Trap Air*

---

- +** *2nd A/C Optional*



Laredo's unique race track air conditioning system moves air more efficiently throughout the coach.

*AVAILABLE ON LIFE-SIZED TRAVEL TRAILERS, LIFE-SIZED FIFTH WHEELS AND SUPER LITE FIFTH WHEELS (N/A ON LHT TRAVEL TRAILERS)*



# LHT TRAVEL TRAILERS



Aerodynamically designed, feature-packed light weight travel trailer

LHT TRAVEL TRAILERS



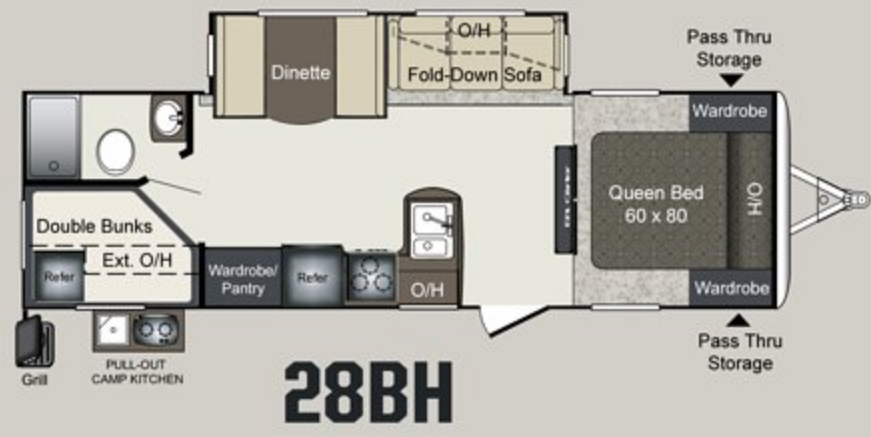
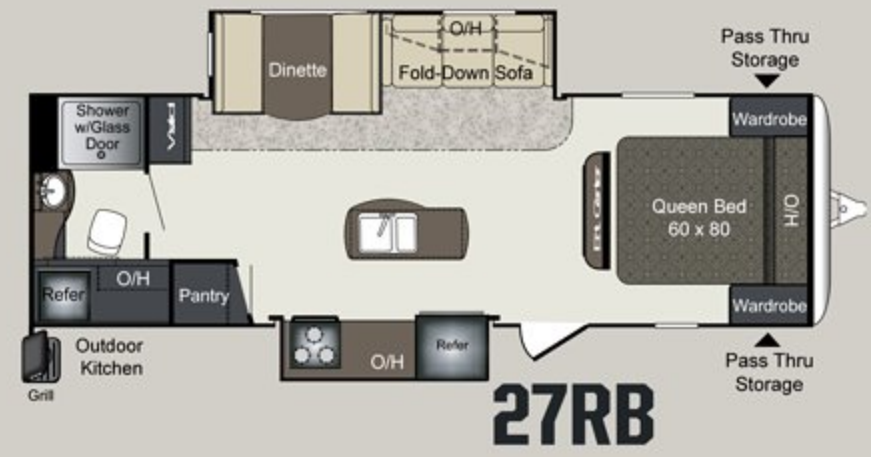
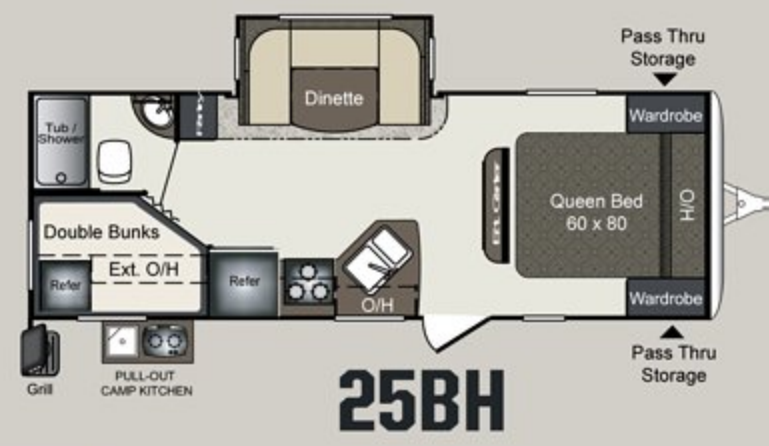
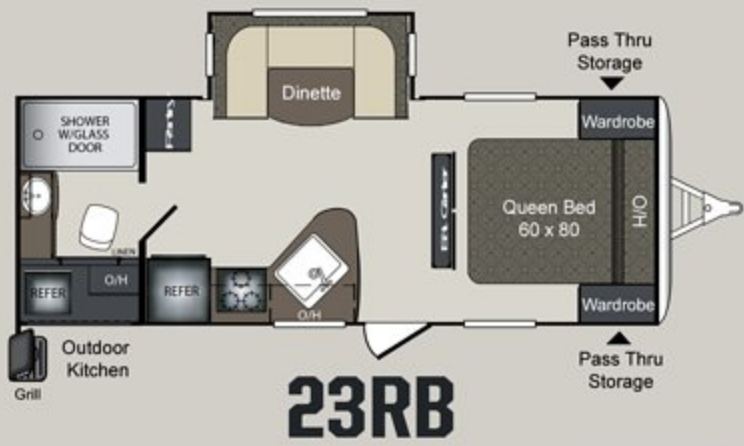
## INTERIOR FEATURES

- Bluetooth Stereo
- Raised Panel Cabinets
- 39" LED TV
- 60" x 80" Queen Bed
- Trekk Flooring
- Large Single Basin Kitchen Sink
- Recessed Headboard with Lights and Outlet
- Full Length Shirt Closets

## EXTERIOR FEATURES

- Fiberglass Front Cap
- Lighted Electric Awning
- Enclosed Underbelly
- 15K Air Conditioner
- Arched Roof Rafters
- Exterior Water Works Utility Center





LHT TRAVEL TRAILERS

# WEIGHTS & MEASUREMENTS

MODEL	SHIPPING WEIGHT	CARRYING CAPACITY	HITCH	LENGTH	HEIGHT	FRESH WATER	WASTE WATER	GRAY WATER	LPG	AWNING
23RB	5385	2160	545	26' 7"	11' 1"	43	30	60	40	14'
25BH	5560	2040	660	28' 9"	11' 1"	43	30	60	40	14'
27RB	TBD	TBD	TBD	TBD	TBD	TBD	TBD	TBD	TBD	TBD
28BH	6000	1750	750	31' 10"	11' 1"	43	30	60	40	17'
30BH	6920	2080	850	34' 10"	11' 1"	43	30	30	40	15'



# SUPER LITE FIFTH WHEELS



All the features of the full size fifth wheels but in a compact design

SUPER LITE FIFTH WHEELS



C

## INTERIOR FEATURES

- A. 8 CU. FT. Refrigerator
- B. 39" LED HDTV
- C. 12V DVD/CD/AM/FM/MP3 Player with Bluetooth
- D. 50" Wide, 6' 7" Tall Shower
- E. 60" x 80" Queen Size Mattress
  - High Rise Faucet
  - 50 amp service
  - Stamped Steel Arched roof rafters

## EXTERIOR FEATURES

- Water Works Utility Center
- Electric Awning
- EZ Flex Suspension
- Heated Pass-Thru Storage
- Hitch Assist Mirror w/2 LED Lights
- Separate Battery Compartment
- Battery Disconnect





B

A

295SCK SUPER LITE FIFTH WHEEL  
SHOWN IN SUNSET DECOR

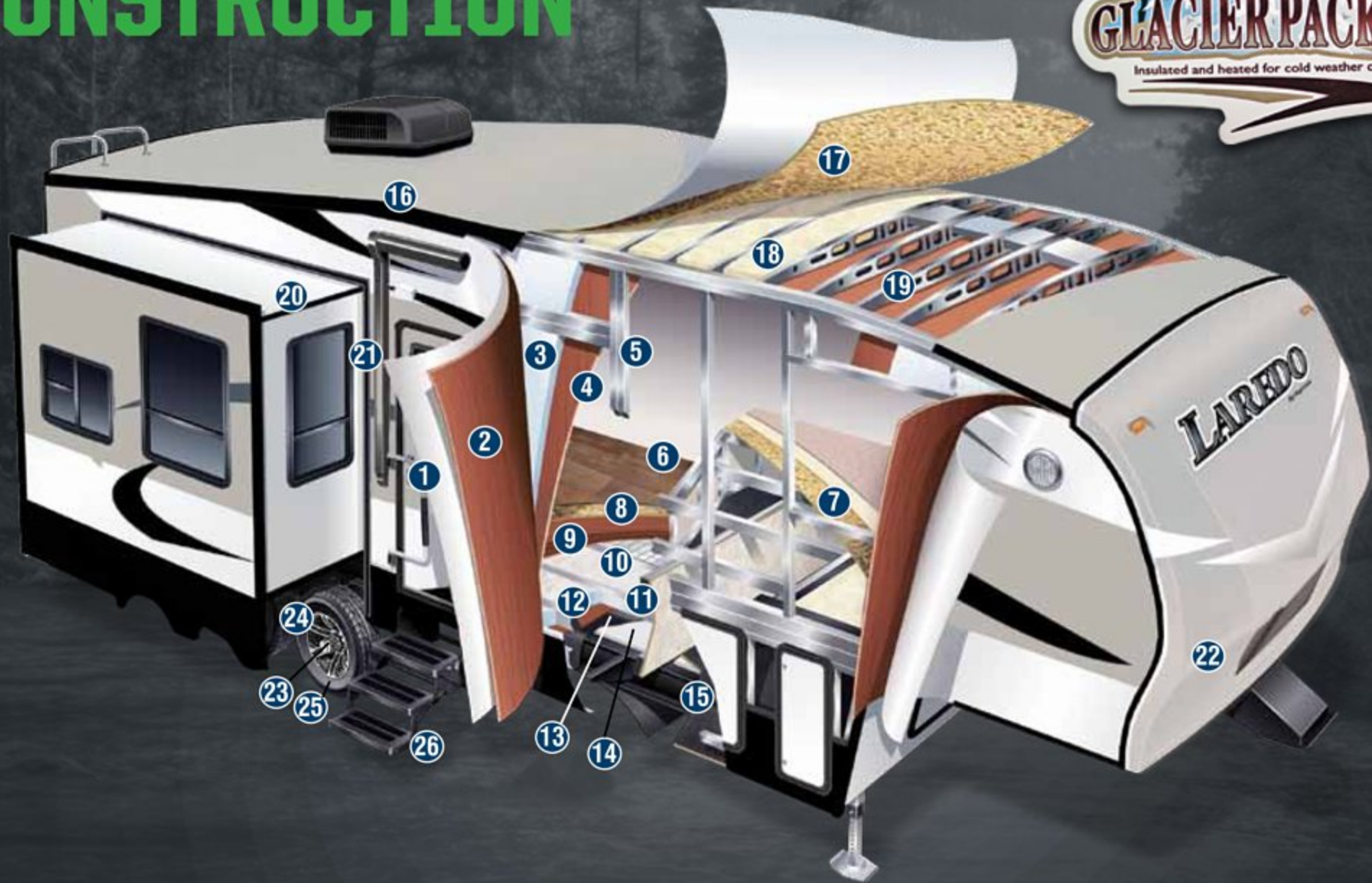
**LAREDO**  
By Keystone

SUPER LITE FIFTH WHEELS



## Super Lite Fifth Wheels

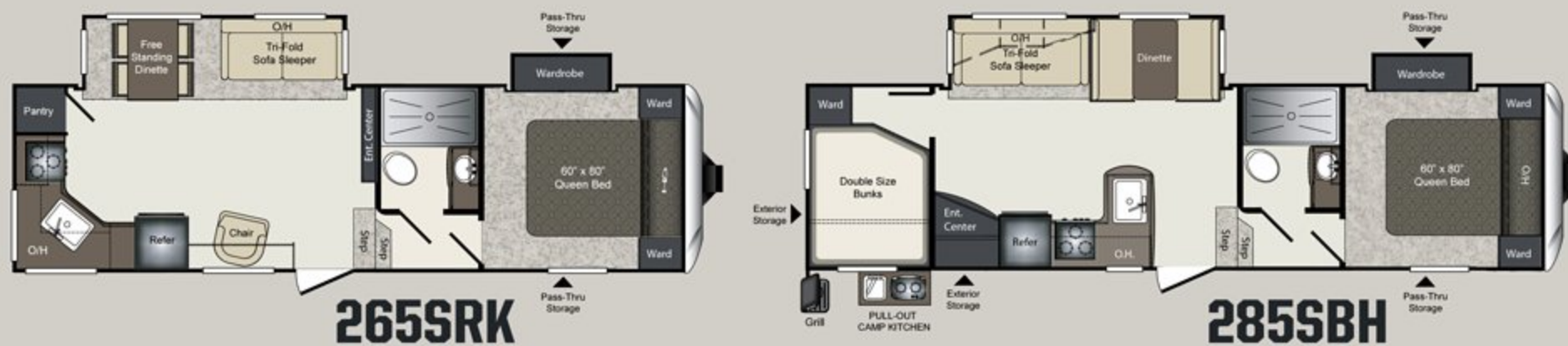
# CONSTRUCTION



SUPER LITE FIFTH WHEELS

- |   |  |    |                                   |    |                                |
|---|--|----|-----------------------------------|----|--------------------------------|
| 1 | Gel Coated Filon Exterior                    | 10 | HI-Density Block Foam Insulation  | 20 | Sloped Slide Roof              |
| 2 | Luan Layer                                   | 11 | Aluminum Floor Studs              | 21 | Wiper Seals                    |
| 3 | HI-Density Block Foam Insulation             | 12 | 3rd Layer Floor Decking           | 22 | Max Turn Aerodynamic Front Cap |
| 4 | Interior Wallboard                           | 13 | Moisture Barrier Wrap             | 23 | EZ Lube Axles                  |
| 5 | Total Aluminum Frame                         | 14 | Underbelly Heat Duct              | 24 | EZ Flex Suspension System      |
| 6 | Trekk Flooring                               | 15 | PACO I-Beam Frame                 | 25 | Radial Tires                   |
| 7 | Carpet Padding                               | 16 | One Piece Alpha Ply Roof          | 26 | Radius Entry Steps             |
| 8 | 1st Layer Floor Decking                      | 17 | Roof Decking                      |    |                                |
| 9 | 2nd Layer Floor Decking with Staggered Seams | 18 | R-11 Insulation                   |    |                                |
|   |  | 19 | 5" Crowned / Stamped Roof Trusses |    |                                |





265SRK

285SBH



293SBH



295SCK



297SRE

SUPER LITE FIFTH WHEELS

# WEIGHTS & MEASUREMENTS

MODEL	SHIPPING WEIGHT	CARRYING CAPACITY	HITCH	LENGTH	HEIGHT	FRESH WATER	WASTE WATER	GRAY WATER	LPG	AWNING
265SRK	7260	2740	1480	29' 11"	12' 3"	43	34	68	60	17'
278SRL	8096	1904	1705	32' 6"	12' 3"	43	34	68	60	15'
285SBH	7880	2120	1465	33'	12' 4"	43	34	68	60	19'
293SBH	8374	1626	1650	33'	12' 4"	43	68	68	60	14'
295SCK	7930	2070	1585	32' 6"	12' 3"	43	34	34	60	15'
297SRE	8022	1978	1615	32' 6"	12' 3"	43	34	68	60	14'





# Super Lite Fifth Wheels FEATURES

- A. Our heated and enclosed underbelly helps extend the camping season while also improving fuel mileage by reducing drag under the coach.
- B. Aluminum alloy wheels offer light weight, durability, and look great traveling down the open road.
- C. 50 amp and wired/braced for 2nd A/C
- D. Huge 50" shower really makes you feel at home.
- E. The large single basin kitchen sink allows enough size and depth for washing pots & pans.
- F. Residential 60 x 80 queen beds are a luxury not offered by most light weight towables.
- G. The high rise faucet allows larger items to fit into the sink, plus adds a modern look and a touch of elegance to the kitchen.
- H. Tri-fold sleeper sofa
- I. The vaulted ceiling adds 5" of interior height to the Laredo.
- J. 39" LED HDTV that makes it easy to view from all angles
- K. LED lights are not only more energy efficient, but safe to touch with your bare hand

SUPER LITE FIFTH WHEELS





# MORE POWER TO CHOOSE

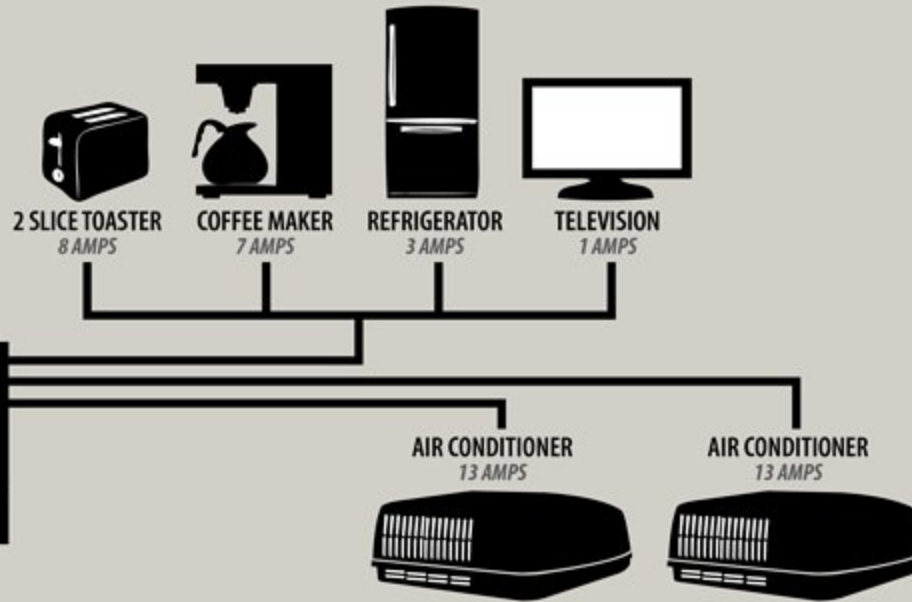
## Operate more components simultaneously with Laredo

### 50 AMP

50 AMPS x 120 VOLTS (2) = 12,000 WATTS



120V  
CIRCUIT  
BREAKER  
AND  
CONVERTER  
5 AMPS



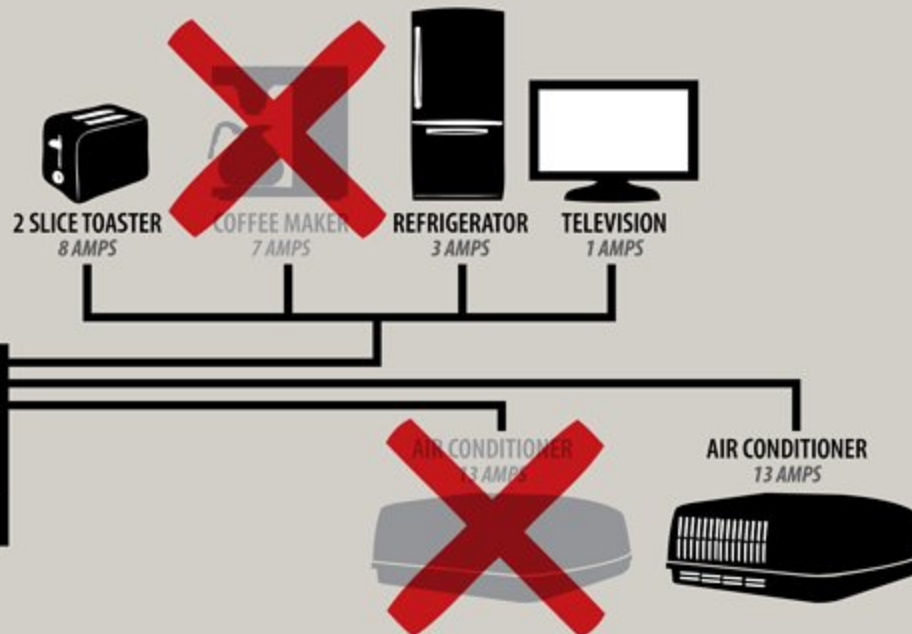
# VS.

### 30 AMP

30 AMPS x 120 VOLTS = 3,600 WATTS



120V  
CIRCUIT  
BREAKER  
AND  
CONVERTER  
5 AMPS



AVAILABLE ON LAREDO TRAVEL TRAILERS,  
SUPER LITE FIFTH WHEELS AND FIFTH  
WHEELS (N/A ON LHT TRAVEL TRAILERS)



# LIFE-SIZED FIFTH WHEELS

“Life-Sized” features with industry leading quality



LIFE-SIZED FIFTH WHEELS



## INTERIOR FEATURES

- A. 39" LED HDTV
- B. Fireplace (select models)
- C. Solid Surface Countertops
- D. Huge 60" Shower (select models)
- E. King Size Mattress (select models)
- F. Flush Mount Stainless Steel Sink with High Rise Faucet
- Flooring with 2 Year Cold Crack Warranty

## EXTERIOR FEATURES

- Fiberglass Front Cap with Max Turn Technology
- Power Adjustable Awning
- 50 AMP Service
- “Saddle” Style Pass-Thru Storage
- 10" Main Frame Rails
- Heated Storage Compartment
- Water Works Utility Center







A

C

LIFE-SIZED FIFTH WHEELS

355RL LIFE-SIZED FIFTH WHEEL  
SHOWN IN SUNSET DECOR

**LAREDO**  
By Keystone



LIFE-SIZED Fifth Wheels

# CONSTRUCTION

## EXPAND YOUR COMFORT LEVEL

Laredo's exclusive Comfort Zone Climate System provides industry leading protection from extreme early and late season temperature variations. The 35,000 btu furnace, heated pass through storage area, and insulation values unmatched by our competition allow you to enjoy your Laredo a little longer each camping season.



### WALL CONSTRUCTION (R-9)

1. Gel-coated fiberglass exterior
2. 1/8" Luan wood backer
3. Hi-density block foam insulation
4. Radius window corner blocks
5. 2" Welded aluminum sidewall studs
6. High-gloss front fiberglass cap
7. Metal backing strips

### ROOF CONSTRUCTION (R-28)

8. One-piece EPDM rubber roof with 12-year warranty
9. 3/8" Fully walkable roof decking
10. Fiberglass batten insulation - 2 layers
11. Heat reflective Astro foil insulation
12. 5" "Snow Load" roof trusses
13. Ceiling decking with vinyl protection
14. Vented attic

### FLOOR CONSTRUCTION (R-30)

15. Residential grade carpet with stain protection
16. Residential grade carpet padding
17. 5/8" Seamless wood floor decking
18. Trekk flooring
19. In-floor ducted heat
20. Darco wrap (main floor)
21. Astro foil insulation
22. Fiberglass batten insulation - 2 layers
23. One-piece, fluted polypropylene fully enclosed sub-floor
24. 3" floor joists on 16" centers
25. Therma Shield 37 holding tank enclosure

### TIRE & CHASSIS

26. 10" steel powder coated I-beam frame
27. EZ Lube axles
28. E-Z Flex Suspension



**312RE****325RL****346RD****355RL****385BH**


## WEIGHTS & MEASUREMENTS

MODEL	SHIPPING WEIGHT	CARRYING CAPACITY	HITCH	LENGTH	HEIGHT	FRESH WATER	WASTE WATER	GRAY WATER	LPG	AWNING
312RE	10225	2275	2000	35' 5"	12' 7"	55	40	72	60	16'
325RL	TBD	TBD	TBD	TBD	TBD	TBD	TBD	TBD	TBD	TBD
346RD	10745	2255	2240	37' 8"	12' 7"	55	43	65	60	16'
355RL	10670	2330	2205	37' 11"	12' 7"	55	40	72	60	16'
385BH	11100	1900	1765	38' 2"	12' 7"	55	77	77	60	16'



## LIFE-SIZED Fifth Wheels FEATURES

- A. Solid surface countertops with matching sink covers are paired with a faucet with pullout sprayer.
- B. Residential king beds (70"X80"), and flush floor upper decks are a luxury not offered by most other mid-profile fifth wheels.
- C. Get 12 cu. ft. of cool food storage space without sacrificing all of the square footage in your kitchen.
- D. Huge 60" shower is a best in its class feature that really makes you feel at home.
- E. Heated pass-thru storage with wet storage bin. Easy to access with slam latches on doors and about 100 cu. ft. of pass-through storage (N/A on Super Lites).
- F. 50 AMP service, ready for second air conditioner
- G. No need to worry about running out of hot water with our 12 Gallon DSI hot water heater.
- H. 30" Wide entry door
- I. 39" LED HDTV that makes it easy to view from all angles
- J. LED lights are not only more energy efficient, but safe to touch with your bare hand





# STANDARDS & OPTIONS

LHT = LHT TRAVEL TRAILERS TT = LIFE-SIZED TRAVEL TRAILERS  
SLFW = SUPER LITE FIFTH WHEELS FW = LIFE-SIZED FIFTH WHEELS

23

LARRENDO  
By Andersen

## DECOR OPTIONS



AMARETTO



SUNSET



CHESTNUT

## EXTERIOR

	LHT	TT	SLFW	FW
ThermaShield 37 holding tank enclosure				●
Fully enclosed underbelly	●	●	●	●
Heated, enclosed holding tanks & gate valves	●	●	●	●
Oversized lighted pass-thru storage	●	●	●	●
Roto-cast storage for wet or greasy items				●
Exterior shower w/hot & cold water	●	●	●	●
Folding entry assist handle	●	●	●	●
Exterior marine grade speakers	●	●	●	●
Rain gutters w/downspouts	●	●	●	●
Rear ladder				●
Triple entrance steps	●	●	●	●
Electric front jacks w/adjustable snap pins			●	●
Aerodynamic front cap with hitch assist mirror & 2 LED lights w/max turn technology			●	●
Front cap with Air Glyde technology	●	●		
Outside 110V outlet & TV connection	●	●	●	●
Water works utility center	●	●	●	●
Battery disconnect			●	●
30" stabilizer jacks			●	●
Electric stabilizer jacks				●

## TIRES & CHASSIS

	LHT	TT	SLFW	FW
Powder-coated I-beam frame	●	●	●	●
Tube style bumper w/sewer hose storage	●	●	●	●
Electric slideout system w/manual override	●	●	●	●
Adjustable extended hitch pin			●	●
Radial tires	●	●	●	●
EZ lube axles	●	●	●	●
10" electric brakes	●	●	●	●
12" electric brakes				●
Full-size spare tire	●	●	●	●

## LIVING AREA

	LHT	TT	SLFW	FW
Dinette w/storage below	●	●	●	●
6' 3" slide room height				●
Ventilating windows on slideout end walls	●	●	●	●
Residential grade carpet and padding	●	●	●	●
Stain resistant fabrics	●	●	●	●
Pleated shades	●	●	●	●
Designer window treatments	●	●	●	●
Raised panel mortise & tenon cabinet doors	●	●	●	●

## KITCHEN

	LHT	TT	SLFW	FW
Residential-size overhead cabinets	●	●	●	●
Dual sink covers				●
60/40 deep-bowl stainless steel sink				●
Single basin sink with cover	●	●	●	
High-rise faucet with pull-out sprayer			●	●
Linoleum floor with cold crack warranty	●	●	●	●
Ball bearing full extension drawer guides	●	●	●	●

## BATHROOM

	LHT	TT	SLFW	FW
Oversized shower (select models)			●	●
Tub surround w/shelves	●	●	●	●
Foot pedal flush porcelain toilet			●	●
Medicine cabinet	●	●	●	●
Skylight over bath	●	●	●	●
Power roof vent	●	●	●	●

## BEDROOM

	LHT	TT	SLFW	FW
60" x 80" innerspring mattress	●	●	●	●
King bed (N/A 385BH)				●
Designer matching headboard			●	●
Recessed headboard with outlet	●	●		
Wardrobe storage	●	●	●	●
TV hook-up	●	●	●	●
Reading lights	●	●	●	●

## APPLIANCES

	LHT	TT	SLFW	FW
12V AM/FM/CD/DVD home theater system with Bluetooth	●	●	●	●
Double door refrigerator	●	●	●	
12 cu. ft. refrigerator				●
Microwave with carousel	●	●	●	●
Range hood and light	●	●	●	●
15,000 BTU ducted A/C	●	●	●	●
High output range w/auto igniter	●	●	●	●
Cordless vacuum				●

## UTILITIES

	LHT	TT	SLFW	FW
2-30 lb. LP bottles w/auto changeover			●	●
35,000 BTU high-output furnace w/auto ignition	●	●	●	●
Water heater bypass kit	●	●	●	●
Systems monitor panel	●	●	●	●
Cable & satellite connections	●	●	●	●

## SAFETY

	LHT	TT	SLFW	FW
Break away switch			●	●
Tinted safety glass windows	●	●	●	●
GFI receipts			●	●
Carbon monoxide detector	●	●	●	●
Smoke alarm	●	●	●	●
Propane gas leak detector	●	●	●	●
Fire extinguisher	●	●	●	●

## LIFE SIZE PACKAGE\*

	LHT	TT	SLFW	FW
8 cu ft refer			●	●
12 cu ft refer				●
King bed (312RE, 325RL, 346RD, 355RL)				●
LED awning lights	●	●	●	●
LED ceiling lights			●	●
Oversize stainless steel sink				●
High-Arch pull down kitchen faucet			●	●
39" LED TV			●	●
6'3" Slide out height				●
60" x 80" residential queen mattress	●	●	●	●
50 Amp service			●	●
Aluminum wheels			●	●
Radial tires	●	●	●	●
Arched ceiling	●	●	●	●
Tri-fold sofa			●	●
14" tires			●	
15" tires			●	●
16" tires				●
60" Residential Shower w/glass door				●
50" residential shower w/glass door (most floorplans)			●	●

## OPTIONS

	LHT	TT	SLFW	FW
Free standing dinette (N/A 240MK, 346RD, Mandatory 265SRK, 295SCK, 322RL)			●	●
15,000 BTU A/C (mandatory)			●	●
2nd 13.5 BTU A/C in bedroom			●	●
Recliners (N/A 240MK, 274RB, 291TG, 299BH, 303TG, 320TG, 285SBH, 293SBH, 346RD, 385BH)	●	●	●	●
Canadian compliance	●	●	●	●
Dual pane windows				●
Aluminum wheels			●	

\*Mandatory Package



# PURCHASING YOUR RV LOCALLY

It's up to you where you purchase your new Laredo, but may we suggest your local dealer? Not only does it help your local economy and provide jobs, but it will also give you an opportunity to develop a service relationship with someone that will come to know you and your coach. Congratulations on finding the best built, best equipped, best value in the industry, and happy travels!



[WWW.KEYSTONERV.COM/LAREDO](http://WWW.KEYSTONERV.COM/LAREDO)

# LAREDO

By Keystone



**YOUR LOCAL DEALER IS:**

**JANUARY 2015**

Product information is as accurate as possible at the date of publication of this brochure. Features, floor plans, and specifications are subject to change without notice. Please also consult Keystone's web site at [keystonerv.com](http://keystonerv.com) for more current product information and specifications. Tow Vehicle Disclaimer. CAUTION: Owners of Keystone recreational vehicles are solely responsible for the selection and proper use of tow vehicles. All customers should consult with a motor vehicle manufacturer or their dealer concerning the purchase and use of suitable tow vehicles for Keystone products. Keystone disclaims any liability or damages suffered as a result of the selection, operation, use or misuse of a tow vehicle. KEYSTONE'S LIMITED WARRANTY DOES NOT COVER DAMAGE TO THE RECREATIONAL VEHICLE OR THE TOW VEHICLE AS A RESULT OF THE SELECTION, OPERATION, USE OR MISUSE OF THE TOW VEHICLE. 1/2015

Go RVing  
Life's A Trip

Member  
**RVIA**  
RECREATION VEHICLE  
INDUSTRY ASSOCIATION

2642 Hackberry Drive | PO Box 2000  
Goshen, IN 46527-2000  
(574) 535-2100

 **Keystone RV  
Company**  
[www.keystonerv.com](http://www.keystonerv.com)

