

1500 DURANGO

Lightweight Luxury Fifth Wheels



D286BHD





D259RDD

Durango offers casual yet sophisticated style. Fine wood accents punctuate and warm your living environment. Sink into restful, inviting furniture and enjoy the large LED TV with four speakers, or simply sit in the dining area and plan out tomorrow's family adventures.



D259RDD



D259RDD



D281RLT

Open residential kitchens and dining areas feature custom solid-surface countertops, large, stainless steel sinks, family-sized appliances, and four-inch dinette cushions.





D259RDD

Simple finishes and natural wood provide a peaceful backdrop for Durango's master bedroom. Soothing neutral tones combined with modern style instantly relax. You'll appreciate the plush, patterned fabrics and padded headboard. Generous, multi-functional closet and under-bed storage keep everything tidy.



D281RLT



D281RLT

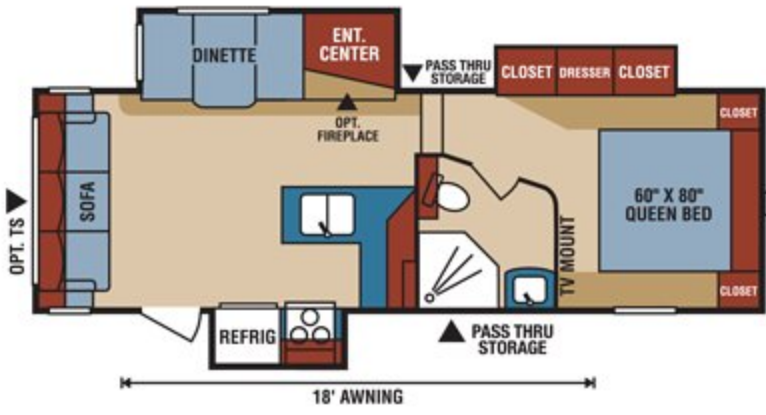


D281RLT

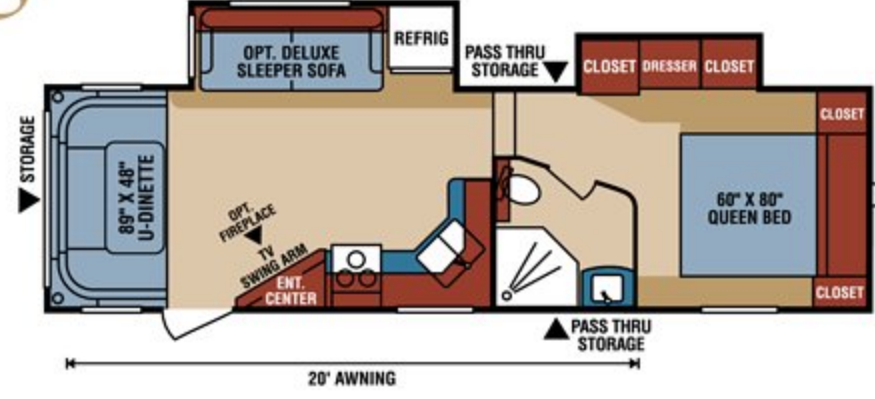
Durango upped the glamour bath quotient by adding a porcelain foot-flush toilet, angled shower stall with radius doors, and ample linen storage.

FLOORPLANS

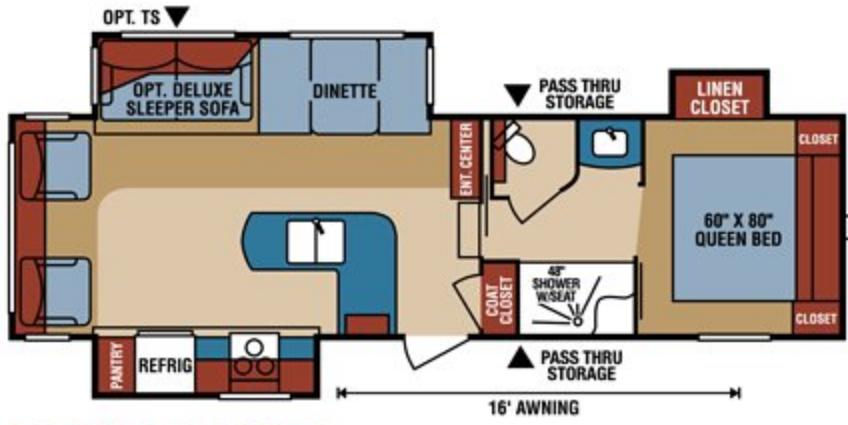
Durango 1500



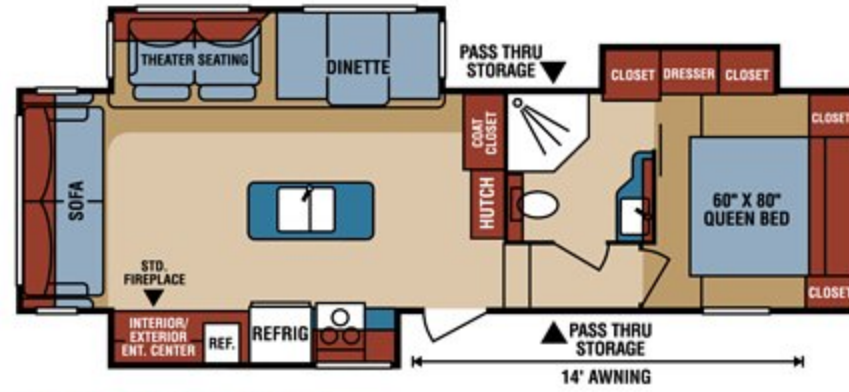
D251RLT



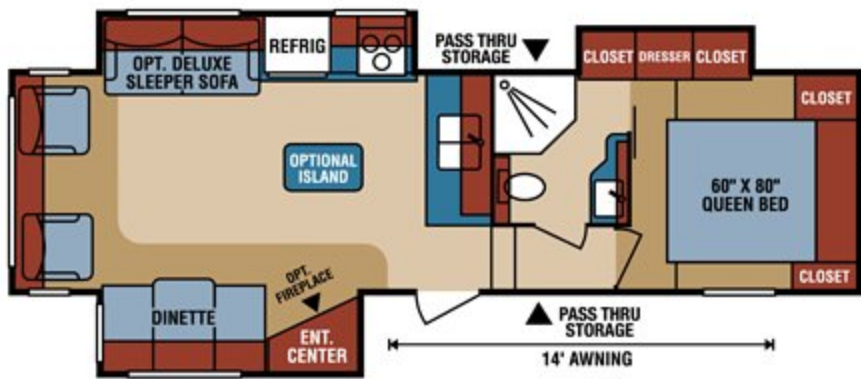
D259RDD



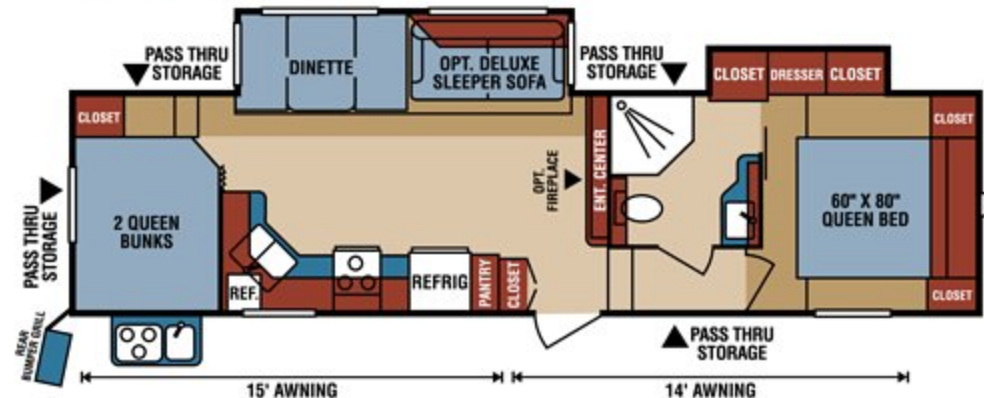
D277RLT



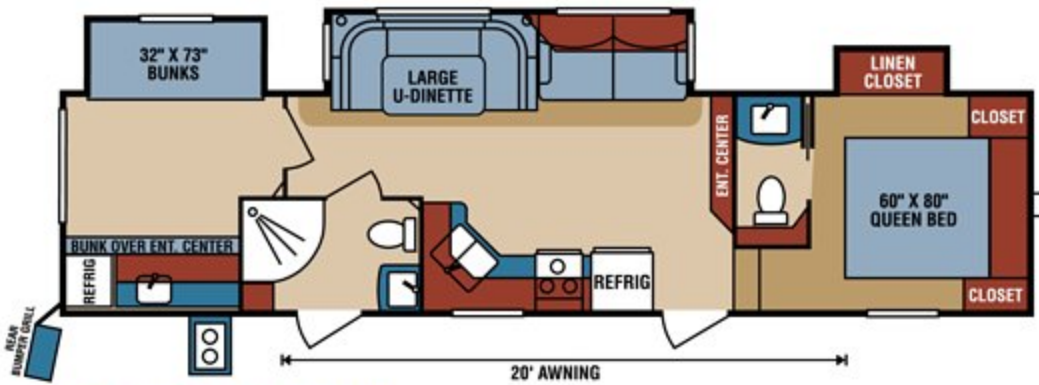
D281RLT



D284RLT



D286BHD



D292BHT

Fifth Wheels	D251RLT	D259RDD	D277RLT	D281RLT	D284RLT	D286BHD	D292BHT
UWV (Unloaded Vehicle Weight)*	7,560	7,600	8,350	8,510	8,160	8,490	9,430
Dry Hitch Weight*	1,420	1,200	1,408	1,490	1,480	1,510	1,410
Dry Axle Weight*	6,140	6,400	6,942	7,020	6,680	6,980	8,020
NCC (Net Carrying Capacity)	1,940	1,900	2,150	1,990	2,340	2,010	2,070
GVWR	9,500	9,500	10,500	10,500	10,500	10,500	11,500
Exterior Height w/ A/C	12' 1"	12'	12'	11' 11"	12' 1"	12'	11' 11"
Exterior Width	96"	96"	96"	96"	96"	96"	96"
Exterior Length	27' 10"	29' 11"	31' 8"	32' 8"	31' 11"	33' 11"	35' 11"
Refrigerator (cu. feet)	8	8	8	8	8	8	8
Water Heater Cap. (gal. G/E w/DSI)	6	6	6	6	6	6	6
Fresh Water Cap. (gal. - including water heater cap.)	61	61	61	61	61	61	61
Waste Water Cap. (gal.)	57	57	57	57	57	57	40
Gray Water Cap. (gal.)	57	57	57	57	57	97	114
LP Gas Cap. (lbs.)	60	60	60	60	60	60	60
Furnace BTUs (1,000s)	35	35	35	35	35	35	35
Tire Size	15"	15"	15"	15"	15"	15"	16"
Awning	18'	20'	16'	14'	14'	15'/14'	20'

*This weight reflects the rolling average unit weight for each model. Your trailer weight will vary according to optional equipment.

CONSTRUCTION FEATURES

- 6-Sided 100% Aluminum Frame
- 8" Steel Powder Coated Frame
- R-11 2" Block Foam Bonded Sidewalls w/EGS Metal Backing Strips (to support all int. cabinets)
- Lamilux® High-Gloss Fiberglass
- One-Piece ABS Slideroom Bottoms; Slideroom Floors Insulated to R-24 (w/All Weather Package)
- Additional Outside Frame-to-Wall Floor Insulation
- Walk-On Superflex® TPO Roof Membrane
- 5/8" Tongue & Groove, Screwed & Glued Plywood Floor Decking
- Fully-Vented Attic System
- Completely Heated Water System
- Pex® In-Floor Heated Waterlines & Kitchen Gray Pipes (all waterlines & drainlines are located above all insulation)
- Fully Heated & Enclosed Underbelly
- Reinforced Heavy-Duty Fiberglass Front Cap (w/maximum turning radius on short bed trucks)
- 6' 2" Tall Main Floor Sliderooms & 4' Tall Bedroom Sliderooms
- Double-Insulated & Heated Holding Tanks w/All Weather Package (R-38 above & below tanks)

CONSTRUCTION OPTIONS

- All Weather Insulation PKG (upgrades roof, floor, ceiling, endcaps & tanks to R-38)

EXTERIOR FEATURES

- Dexter® Axles w/Self Adjusting Brakes & Height Adjusting Hangers
- 6-Lug Heavy-Duty Aluminum Rims w/D-Range Radial Tires
- Equa-Flex® Rubberized Suspension
- 100% Exterior LED Running Lights & Taillights

- LED Front Docking Light & Sewer Hookup Light
- Dual Function LED Entry Door Bug & Floodlight
- Carefree® Electric Awning w/Directional LED Light Kit (at end of awning, w/ interior reminder switch)
- Electric Front Jacks
- Propane Bottles on Same Side of Coach for Easy Access
- Painted Front Cap
- Frameless Windows Throughout
- 3" x 14" Foam-Core In-Floor Straight-Line Heating System w/35,000 BTU Furnace
- 15,000 BTU Ducted Roof AC
- Heated Water Convenience Center (incl. black tank flush, power fresh tank water fill, winterizing system, outside shower & dry camping water siphon)
- Fully-Finished, Heated & Sealed Basement Storage Compartment
- Heated & Enclosed Dump Valves
- 6 GAL Gas/Electric/DSI Water Heater
- Swing-Away Assist Grab Handle
- Roof Ladder
- No-Slide Rubberized Basement Flooring
- Dual Lock Basement Storage Slam Latches
- Satellite Pre-Wire (roof & ground)
- Outside Speakers & Pre-Wire for Exterior TV
- Battery Disconnect
- Full-Perimeter Rain Gutter System (incl. rear & additional gutters over sliderooms)

EXTERIOR OPTIONS

- 50 AMP Service & Pre-Wire for 2nd AC (STD on 281 & 292)
- Generator Prep & OPT Onan® 5500 LP Generator (must add 50 AMP service & 2nd AC pre-wire)
- Tailgate Storage System w/Bike Rack
- Rear Electric Jacks
- Dual-Pane Frameless Windows

- 4-Point Automatic Leveling System (N/A 251) (must OPT One-Touch remote if leveling system is ordered)
- One-Touch Remote for Slides, Awning, Exterior Lights & Leveling Jacks
- Reese® Revolution Hitch Pin

LIVING ROOM/KITCHEN FEATURES

- Solid Surface Kitchen Countertops & Sink Covers w/Large Handholds
- Residential Stainless Steel Sinks
- Pullout Sprayer Faucet
- Storage Shelf under Kitchen Sink
- Heavy-Duty 100 LB Drawer Glides on Every Drawer
- Baltic Birch Drawer Boxes
- 8 CU FT Double-Door Refrigerator
- High-Output Oven w/Broiler
- 22" Microwave
- Kitchen Window (most models)
- All-Wood Lumber Core Screwed Cabinets w/Hardwood Doors
- 4" Stainless Steel Cabinet Hardware
- 3/8" Re-Bond Carpet Pad w/22 OZ Residential Carpet Throughout
- XL Toggle Light Switches
- Faux Vinyl Ceiling
- Large Ceiling Crown Molding
- All LED Ceiling & Cabinet Lights w/Multiple On/Off Switches
- Deluxe Residential-Style Furniture
- 12V Entertainment System (DVD/radio) w/Bluetooth & 3 Zones of Speakers
- 32" LED TV (39" in some models)
- Pullout Pantry (where available)
- All Kitchen OH Cabinets have Shelf & Extra-Tall Slide Lips
- Wood-Top Booth Dinette Tables
- 4" High Density Foam Cushions on all Booth Dinettes
- Dual Pots & Pans Drawers in all Booth Dinette Seats

LIVING ROOM/KITCHEN OPTIONS

- Maxxair® Fan w/Wall Controls (kitchen, living room, bath, bedroom)
- U.S. Made Free Standing Table w/ Leaf & 4 Chairs (N/A 259)
- Theater Seating (259, 276, 277, STD on 281)
- Dual Recliners IPO Swivel Chairs
- Deluxe Sleeper Sofa IPO Jiffy Sofa
- Electric Fireplace (N/A 277, STD on 281)

BATHROOM/BEDROOM FEATURES

- Angled Shower Stall w/Radius Doors
- Shower Skylight
- Porcelain Foot-Flush Toilet
- All LED Lights in Bed & Bath w/ Multiple Large Switches
- Power Vent Fans in all Baths
- Heavy-Duty 100 LB Drawer Glides on all Drawers
- Bathroom Linen Closet (where available)
- Padded Headboard w/Shelf & Power at the head of all Beds
- Under-Bed Storage
- Luxurious Bedspread & Pillow Shams
- Adjustable Linen Closet Shelves, Dual Drawers & Hanger Area in all Bedroom Sliderooms
- Bedroom TV Pre-Wire

BATHROOM/BEDROOM OPTIONS

- Ducted 13,500 BTU Bedroom AC (must add 50 AMP service & 2nd AC pre-wire)
- Upgraded Cotton Cloud® Memory Foam Mattress w/Gel Top
- HD Flat Panel Bedroom TV w/Swingout Bracket

Bonus FEATURES

2-Year limited warranty (see flyer)

K-Z RV has won the coveted DSI award 15 years

K-Z's 43 years of building experience, coupled with its stable and dedicated Amish workforce and commitment to superb quality and low overhead, allow us to produce the best value luxury fifth wheels available

**Due to continual research and advances, manufacturer reserves the right to change specifications, design, price and equipment without notice, and assumes no responsibility for any error in this literature. Some items shown are not included as standard or optional equipment.*

Alabaster Décor

Cappuccino Décor

Driftwood Décor

BEAUTY that's more than SKIN DEEP



Outside, Durango maintains its striking good looks with high-gloss Lamilux® gelcoat sidewalls and a painted fiberglass front cap. Underneath that outer skin, you'll find 100% six-sided aluminum-framed construction, a fully-enclosed and heated underbelly and water system, and a monster-sized, fully-finished, pass-through storage compartment. Down below, we offer top-of-the-line Dexter® axles with auto-adjusting brakes and Equa-Flex® rubberized suspension for a smooth ride, as well as front electric jacks.

All in all, we think you'll find any one of the Durango 1500 line of quality lightweight luxury fifth wheels to offer the perfect family escape plan. Visit your local dealer and see for yourself.



985 N 900 W
Shipshewana, IN 46565
E-mail kz@kz-rv.com
www.kz-rv.com



Dealer: