



LIGHTWEIGHT TRAVEL TRAILER TOY HAULERS





MXT offers all the advantages of the rest of the monster toy haulers on the market with one exception, you'll miss out on the monster payments and costs! MXT can be towed by SUVs and half-ton trucks, has manageable, modern, kid-friendly interiors you won't be afraid to use, and you'll love our creative floorplans.

MXT3030 Dawn décor

Contemporary kitchens offer stainless steel appliances, double bowl sink, tons of convenient storage areas and comfortable dining spaces. The whole family will appreciate MXT's 100-inch wide interiors, which provide extra storage opportunities and roomy, relaxing living spaces.

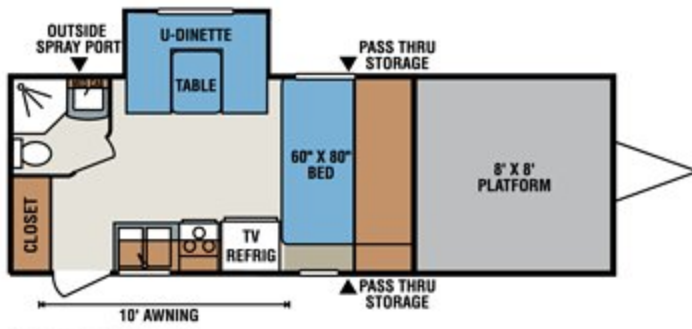


All MXTs offer large, comfortable dining areas, and most convert to additional sleeping spaces.

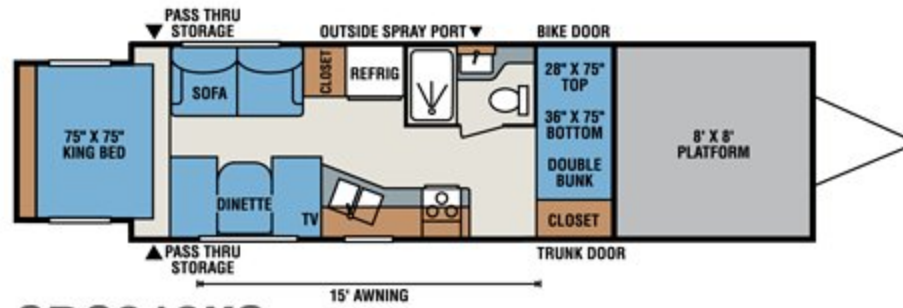
Designer headboard and under-bed storage. Sleeping areas offer bi-fold privacy doors.

Baths offer a 48-inch residential shower with seat and plenty of storage.

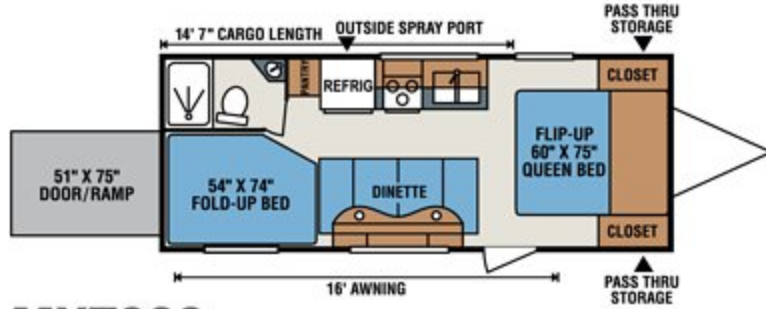




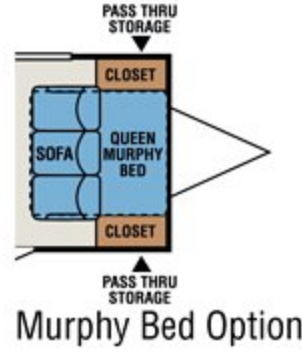
CRC170



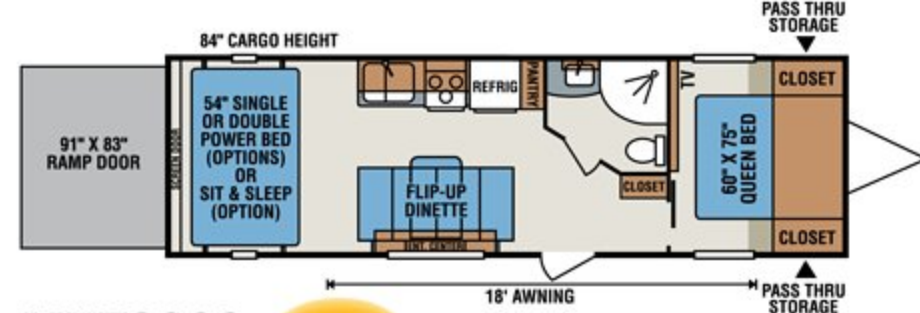
CRC210KS



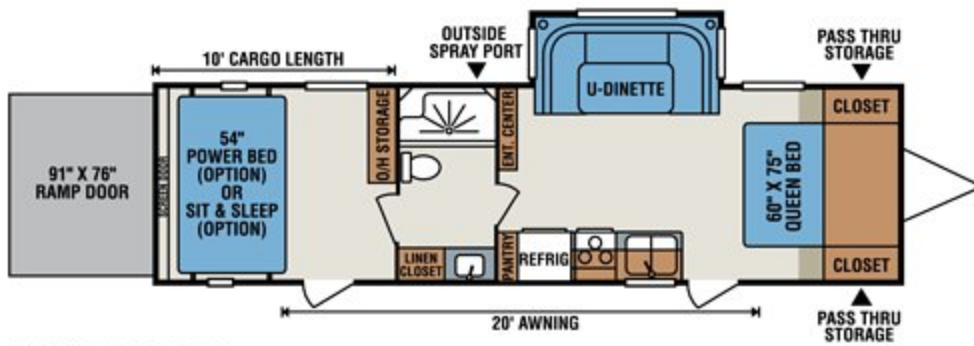
MXT200



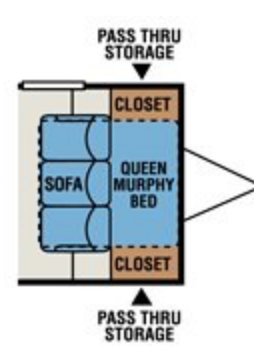
Murphy Bed Option



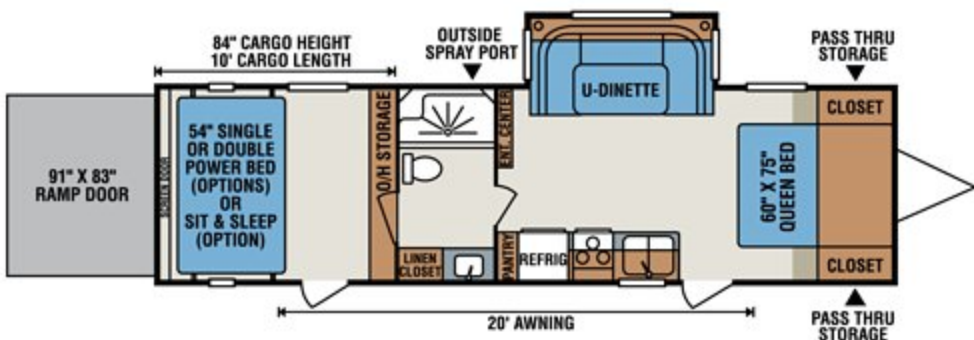
MXT2920 **NEW**



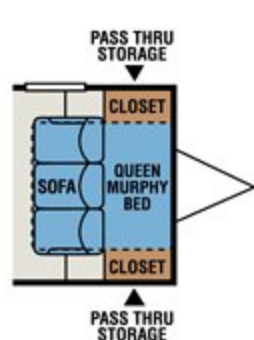
MXT3030



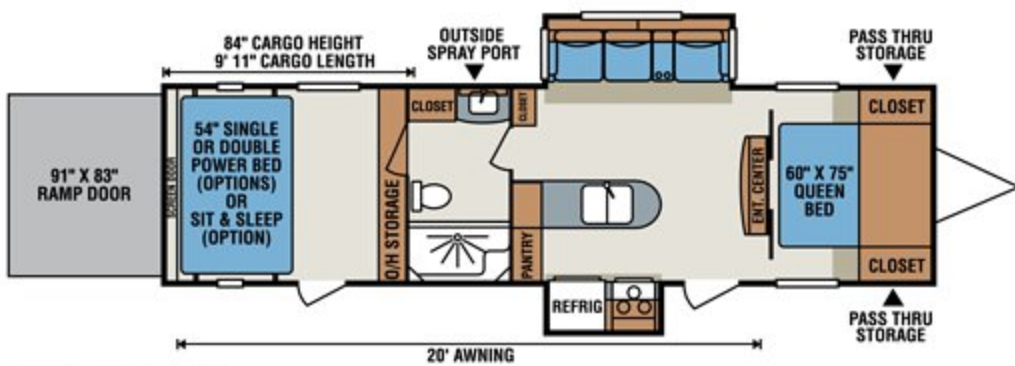
Murphy Bed Option



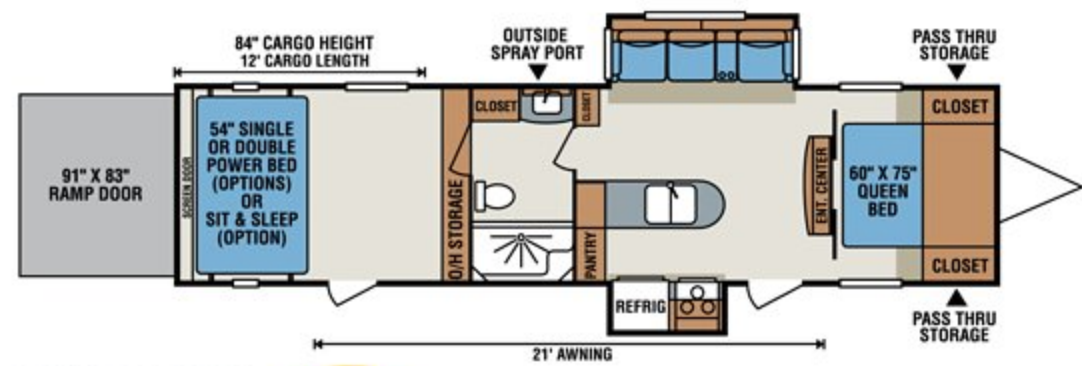
MXT3090



Murphy Bed Option



MXT3190



MXT3192 **NEW**

Lightweight Travel Trailer Toy Haulers

	CRC170	CRC210KS	MXT200	MXT2920	MXT3030	MXT3090	MXT3190	MXT3192
UVW (Unloaded Vehicle Weight)*	4,340	5,188	4,270	6,370	6,720	7,560	8,030	8,670
Dry Hitch Weight*	230	308	560	910	1,270	1,180	1,340	1,520
Dry Axle Weight*	4,110	4,880	3,710	5460	5,450	6,380	6,690	7,150
NCC (Net Carrying Capacity)	2,660	2,752	2,730	2,430	2,080	2,440	1,970	3,030
GVWR	7,000	7,940	7,000	8,800	8,800	10,000	10,000	11,700
Interior Height	78"	78"	78"	96"	78"	96"	96"	96"
Exterior Height w/o A/C	10' 8"	10' 7"	10' 5 1/2"	12' 1"	10' 5 1/2"	12' 3"	12' 3"	12' 3"
Exterior Width	96"	96"	100"	100"	100"	100"	100"	100"
Exterior Length	29' 3"	32' 10"	25' 3"	32' 8"	35' 9"	35' 9"	36' 2"	38' 2"
Refrigerator (cu. feet)	6	6	6	6	6	6	6	6
Water Heater Cap. (gal. G/E w/DSI)	6	6	6	6	6	6	6	6
Fresh Water Cap. (gal.)	50	58	58	58	95	100	100	95
Waste Water Cap. (gal.)	32	32	32	32	32	32	32	32
Gray Water Cap. (gal.)	32	32	32	32	32	32	32	32
LP Gas Cap. (lbs.)	40	40	40	40	40	40	40	40
Furnace BTUs (1,000s)	16	20	20	25	25	25	25	25
Tire Size	14"	15"	14"	15"	15"	15"	15"	15"
Awning	10'	15'	16'	18'	20'	20'	20'	21'
Platform	8' x 8'	8' x 8'	N/A	N/A	N/A	N/A	N/A	N/A

*This weight reflects the rolling average unit weight for each model. Your trailer weight will vary according to optional equipment.



Dawn



Habarnero

Garage areas are great multi-purpose rooms, offering additional storage opportunities, as well as extra sleeping and dining space.



Standards

- 1 Piece Seamless Roof w/SuperFlex Roofing Material
- 3 Burner Range w/Oven
- 4 Stabilizer Jacks
- 6 Cubic Foot Refrigerator
- 6 Gallons Gas/Electric DSI Water Heater
- 12V Range Hood w/Light
- 20# LP Bottles
- 30 AMP Power Cord
- 48" Residential Shower w/Glass Surround & Bench (MXT3030, MXT3090, MXT3190, MXT3192)
- 13,500 BTU A/C
- AM/FM/CD Player
- Auto Adjust Brakes
- Awning w/Drip Rail & Spouts
- Battery Disconnect Switch
- Bottle Cover w/Flip Up Lid
- Cargo D-Rings
- Dexter E-Z Lube® Axles
- Double Bowl Sink w/High Rise Faucet
- Extra Large Water Tanks
- Frameless Windows (forced)
- Heated & Enclosed Underbelly (MXT2920, MXT3030, MXT3090 & MXT3190, MXT3192)
- High-Pressure Laminate Custom Countertops
- Large Assist Grab Handle
- LED Interior & Exterior Lighting
- Magnetic Trunk Doors
- Microwave

- Mortise & Tenon Glazed Cabinet Doors
- Multi-Directional LED Lighted Power Awning w/Speakers
- Night Shades
- Outside Spray Port
- Queen Mattress (Where Available)
- Radius Entry Door
- Ramp Door Light
- Satellite Prep
- Slip Resistant Ramp Door
- Stainless Steel Appliances
- Tinted Windows
- Titanium Gray Fiberglass Exterior
- Tub Surround
- Tuff Ply (MXT3030, MXT3090 & MXT3190, MXT3192)
- TV Antenna w/Booster
- Water Heater Bypass

Sport Entertainment Package #1

- Sony® 4-Channel Amp
- Sony® 10" Subwoofer
- Sony® AM/FM/CD w/USB Port
- Sony® Marine Remote
- Speaker Box

MXT Package

- Aluminum Wheels
- Pull Down Screen Wall
- Ramp Extension
- Spare Tire/Carrier/Hoist

Options

- 4.0 Generator (Requires Fuel Tank w/Pump) (N/A on MXT200 or w/50 Amp)
- 5.5 Generator (Requires 50 Amp Service)
- 19" TV (MXT200 & All CRC Models Only)
- 32" TV (MXT2920, MXT3030 & MXT3090 Only)
- 39" TV (MXT3190 & MXT3192 Only)
- Aluminum Wheels (MXT Package)
- Dual Power Beds (MXT2920, MXT3090, MXT3190 & MXT3192 Only)
- Exterior Ladder
- Fuel Tank w/Pump Station
- Generator Prep (Requires Fuel Tank w/Pump) (N/A on MXT200)
- Mudd Tires (Available on CRC Models Only)
- Murphy Bed (MXT200, MXT3030 & MXT3090)
- Outside Grill
- Power Bed (N/A on MXT200) (N/A w/Sit'n Sleep)
- Power Bed w/Sit'n Sleep (MXT2920, MXT3090, MXT3190 & MXT3192 Only)
- Power Front/Rear Jacks & Tongue Jack
- Radiant Technology Insulation
- Ramp Extension & Legs (MXT Package)
- Ramp Patio Kit w/Sliding Patio Doors & Steps
- Sit'n Sleep (N/A on MXT200) (N/A w/Power Bed)
- Solid Surface Countertops
- Spare Tire/Carrier (MXT Package)
- Sport Entertainment Package #1
- Theatre Seating (MXT3190 & MXT3192 Only)
- Threshold Ramp
- Wire for 2nd A/C w/50 Amp Service



RVIA

Dealer: