

# **PUMA**

**XLE** *by Palomino*  
**Travel Trailers & Toy Haulers**

***Take a walk on the wild side!***

**Travel Trailers & Toy Haulers**

**PUMA**  
**XLE** *by Palomino*





# **PUMA**

**XLE** *by Palomino*

**Travel Trailers & Toy Haulers**

***Take a walk on the wild side!***

**Travel Trailers & Toy Haulers**

**PUMA**  
**XLE** *by Palomino*







This well equipped kitchen includes these handy standard features: a high-rise gooseneck faucet, a double bowl 60/40 sink, rich light tan cabinetry with a built-in spice rack, and scratch resistant seamless countertops for long-lasting durability. Puma XLE models are equipped with energy efficient LED lighting. A 6 cu. ft. refrigerator/freezer and an 17" oven with a three-burner stove are optional.

# PUMA XLE by Palomino



With 80" of interior height, the 30DBSC Bunkhouse has plenty of head room and plush bunk mats. Storage is well-planned with a wardrobe and shirt closet, plus a built-in nightstand.

**Puma XLE** is loaded with creature comforts and is designed to offer the camping lifestyle at an affordable price. It's a lighter weight trailer than most in it's class, that's not light on amenities. These quality crafted campers feature solid I-beam frames, one-piece 5/8" floor decking, one-piece rubber roofs and large fresh water tanks. Take a walk on the wild side with Puma XLE!

## Value Leader Package (Mandatory):

- Rear Stabilizer Jacks
- 45 Gal. Fresh Water Tank
- 30 Gal. Grey Water Tank
- 30 Gal. Black Water Tank
- 2-Burner Cook Top
- Tinted Windows
- Rubber Roof
- Refrigerator
- Overhead Cabinets
- Beauflor Linoleum
- Real Wood Drawers
- Bath Skylight
- 6 Gal. Gas DSI Water Heater
- Grab Handle
- 20# LP Bottle with Cover
- Range Hood
- L.E.D. Lighting

## Elite Package (Optional):

- Electric Awning
- Bedspread
- Oven (N/A in 17QBC & 18FBC)

## XLE Express Package (Optional):

- AM/FM/CD/DVD Stereo
- Spare Tire
- Outside Shower
- TV Antenna
- Microwave
- Front Stabilizer Jacks
- Tub/Shower Surround

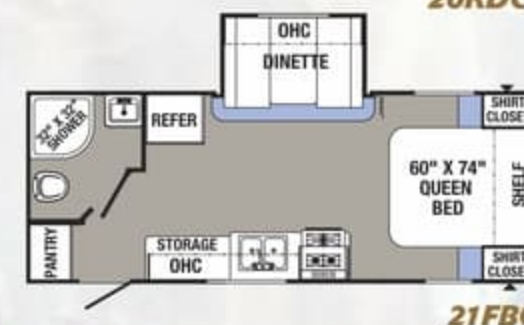
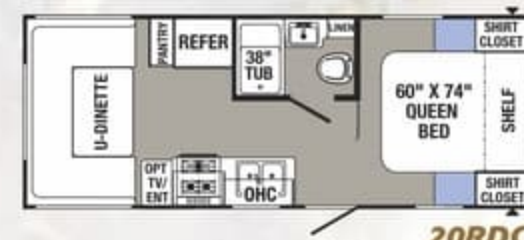
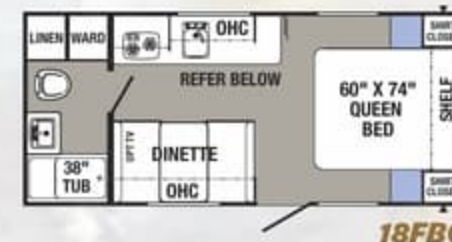
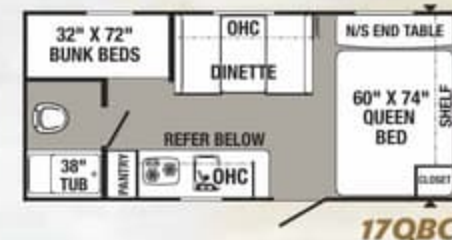
## Options:

- 13,500 BTU Non-Duct A/C
- 3 Cu. Ft. Gas/Elec Refer (4.1 Cu. ft. 110V standard)
- Awning
- Electric Awning
- 6 Gal. Gas/Elec DSI Hot Water Heater
- Outside Grill
- Spare Tire & Carrier
- AM/FM/CD/DVD Stereo
- 2 Exterior Speakers
- TV Antenna with Cable Hook-up
- Outside Shower
- Bedspread

- Bedroom TV Hook Up (Where available)
- Diamond Plate
- Roof Ladder
- Carbon Monoxide Detector
- Z240
- State Seal

## Additional Options – 20 & Above:

- 6 Cu. Ft. Double Door Refrigerator (5 Cu. ft. single door standard)
- 17" Oven
- 13,500 BTU Ducted A/C
- 15,000 BTU Ducted A/C
- Mini Outdoor Camp Kitchen with Grill (Where available)
- Outside Kitchen with Grill (30DBSC)
- Electric Power Package:
  - 4 Electric Stabilizer Jacks
  - 3500 lb. Electric Tongue Jack
- Single Electric Trac Queen Bed (21TUC, 25FBC, 29FQC)



**30DBSC** After entertaining family and friends this 85" U-dinette converts to a comfortable sleeping area, and the Comfort Series jack knife sofa also flips down into a bed. The slide room's rack-and-pinion smooth, flush floor adds extra height. A large built-in pantry with shelves and under cushion storage allow easy access to travel supplies.



Model	17QBC	18FBC	20RDC
Hitch Weight	403	382	398
Axle Weight	3021	3048	3712
UVW	3462	3466	4148
GVWR	4803	4782	5800
CCC (Cargo Cap.)	1341	1316	1652
Exterior Length	22'	22'4"	25'0"
Exterior Height w/AC	10'1"	10'1"	10'1"
Exterior Width	96"	96"	96"
Fresh Water Cap. (gal)	46	46	46
Black Water Cap. (gal)	42	32	42
Grey Water Cap. (gal)	42	42	42
Tire Size (in)	15	15	14
Awning Size (ft) OPT.	13'	11'	10'

**Puma XLE  
Toy Haulers**





This well equipped kitchen includes these handy standard features: a high-rise gooseneck faucet, a double bowl 60/40 sink, rich light tan cabinetry with a built-in spice rack, and scratch resistant seamless countertops for long-lasting durability. Puma XLE models are equipped with energy efficient LED lighting. A 6 cu. ft. refrigerator/freezer and an 17" oven with a three-burner stove are optional.

# PUMA XLE by Palomino



With 80" of interior height, the 30DBSC Bunkhouse has plenty of head room and plush bunk mats. Storage is well-planned with a wardrobe and shirt closet, plus a built-in nightstand.

**Puma XLE** is loaded with creature comforts and is designed to offer the camping lifestyle at an affordable price. It's a lighter weight trailer than most in it's class, that's not light on amenities. These quality crafted campers feature solid I-beam frames, one-piece 5/8" floor decking, one-piece rubber roofs and large fresh water tanks. Take a walk on the wild side with Puma XLE!

## Value Leader Package (Mandatory):

- Rear Stabilizer Jacks
- 45 Gal. Fresh Water Tank
- 30 Gal. Grey Water Tank
- 30 Gal. Black Water Tank
- 2-Burner Cook Top
- Tinted Windows
- Rubber Roof
- Refrigerator
- Overhead Cabinets
- Beauflor Linoleum
- Real Wood Drawers
- Bath Skylight
- 6 Gal. Gas DSI Water Heater
- Grab Handle
- 20# LP Bottle with Cover
- Range Hood
- L.E.D. Lighting

## Elite Package (Optional):

- Electric Awning
- Bedspread
- Oven (N/A in 17QBC & 18FBC)

## Value Leader Package (Optional):

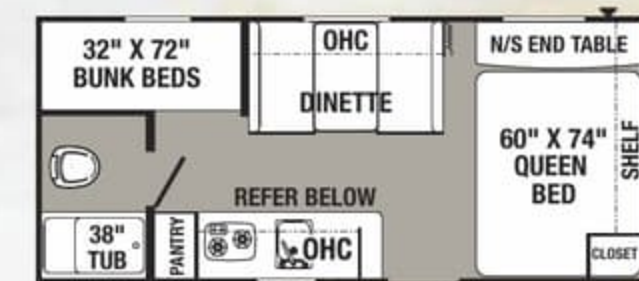
- AM/FM/CD/DVD Stereo
- Spare Tire
- Outside Shower
- TV Antenna
- Microwave
- Front Stabilizer Jacks
- Tub/Shower Surround

## Options:

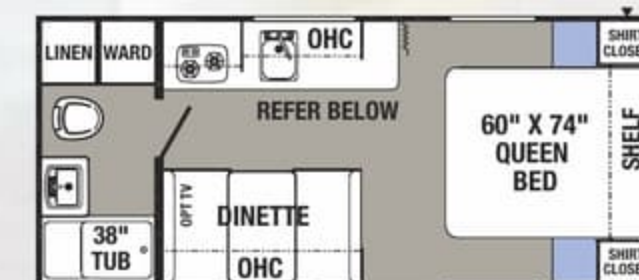
- 13,500 BTU Non-Duct A/C
- 3 Cu. Ft. Gas/Elec Refer (4.1 Cu. ft. 110V standard)
- Awning
- Electric Awning
- 6 Gal. Gas/Elec DSI Hot Water Heater
- Outside Grill
- Spare Tire & Carrier
- AM/FM/CD/DVD Stereo
- 2 Exterior Speakers
- TV Antenna with Cable Hook-up
- Outside Shower
- Bedspread

## Additional Options – 20 & Above:

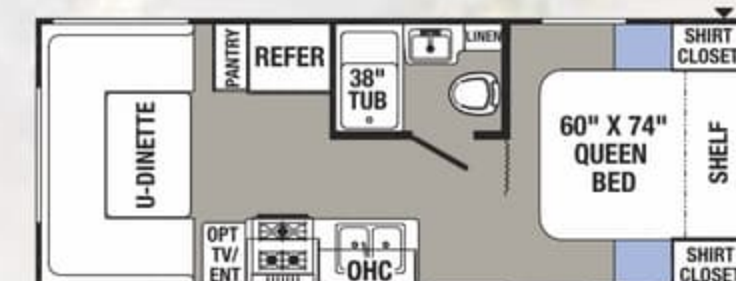
- Bedroom TV Hook Up (Where available)
- Diamond Plate
- Roof Ladder
- Carbon Monoxide Detector
- Z240
- State Seal
- 6 Cu. Ft. Double Door Refrigerator (5 Cu. ft. single door standard)
- 17" Oven
- 13,500 BTU Ducted A/C
- 15,000 BTU Ducted A/C
- Mini Outdoor Camp Kitchen with Grill (Where available)
- Outside Kitchen with Grill (30DBSC)
- Electric Power Package:
  - 4 Electric Stabilizer Jacks
  - 3500 lb. Electric Tongue Jack
- Single Electric Trac Queen Bed (21TUC, 25FBC, 29FQC)



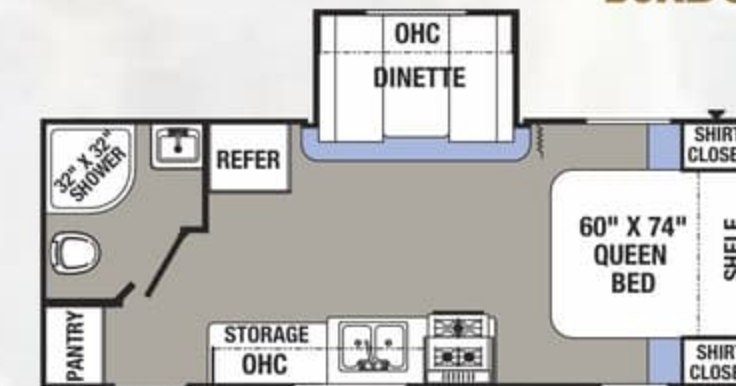
17QBC



18FBC



20RDC



21FBC

**30DBSC** After entertaining family and friends this 85" U-dinette converts to a comfortable sleeping area, and the Comfort Series jack knife sofa also flips down into a bed. The slide room's rack-and-pinion smooth, flush floor adds extra height. A large built-in pantry with shelves and under cushion storage allow easy access to travel supplies.

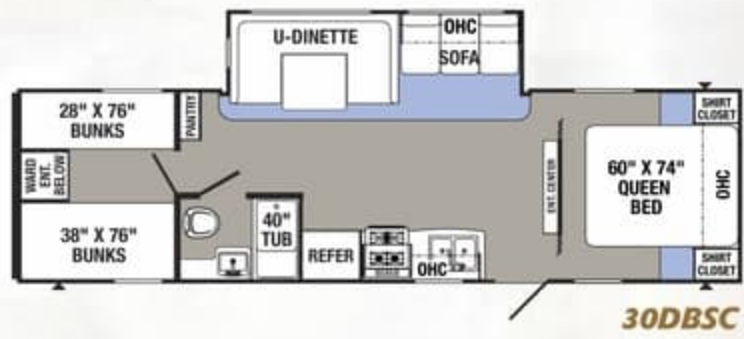
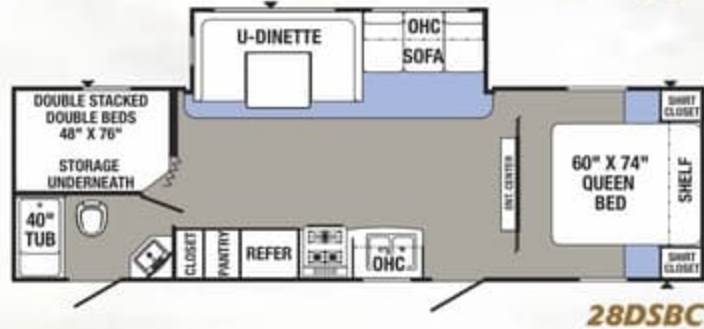
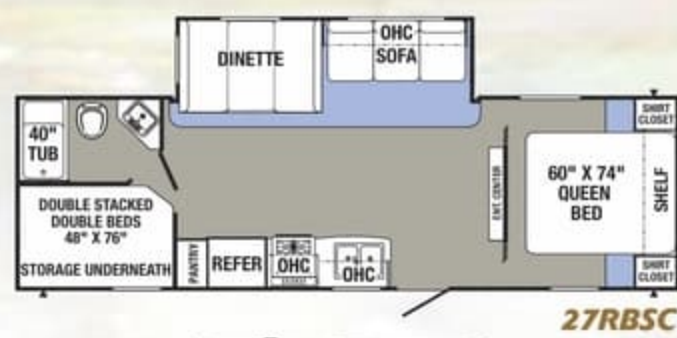
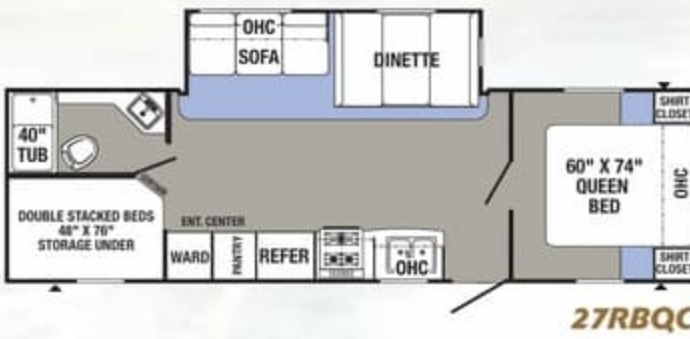
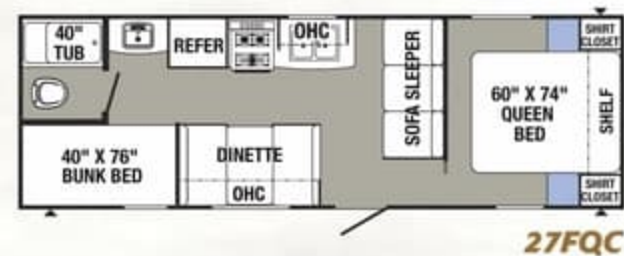
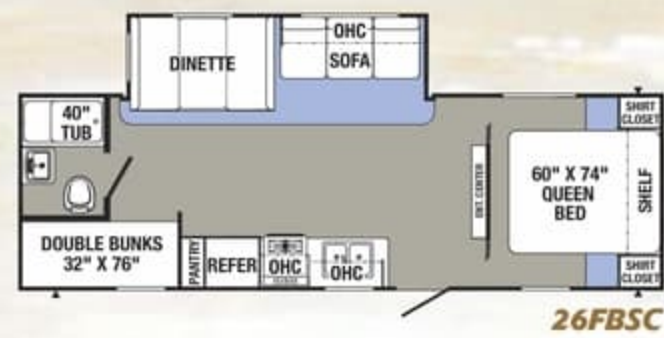
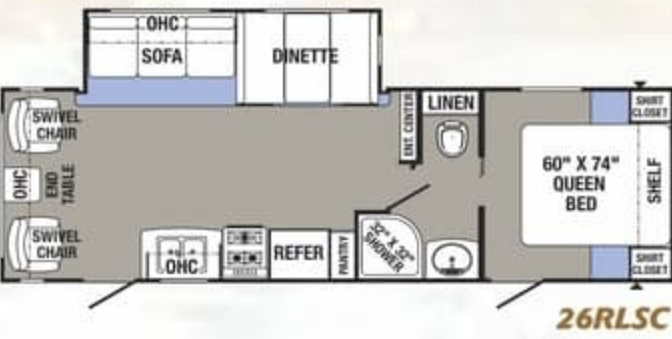
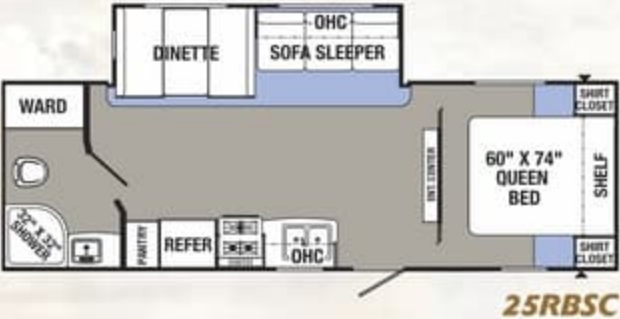
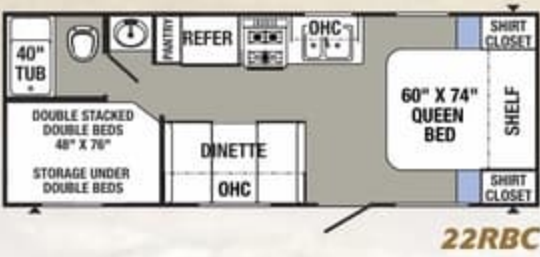


Model	17QBC	18FBC	20RDC
Hitch Weight	403	382	398
Axle Weight	3021	3048	3712
UVW	3462	3466	4148
GVWR	4803	4782	5800
CCC (Cargo Cap.)	1341	1316	1652
Exterior Length	22'	22' 4"	25' 0"
Exterior Height w/AC	10' 1"	10' 1"	10' 1"
Exterior Width	96"	96"	96"
Fresh Water Cap. (gal)	46	46	46
Black Water Cap. (gal)	42	32	42
Grey Water Cap. (gal)	42	42	42
Tire Size (in)	15	15	14
Awning Size (ft) OPT.	13'	11'	10'

**Puma XLE  
Toy Haulers**



Puma XLE Travel Trailers



OPTIONS



21FBC	22RBC	25RBSC	26RLSC	26FBSC	27FQC	27RBQC	27RBSC	28DSBC	30DBSC
479	435	550	712	520	572	687	615	648	754
4367	3770	5110	5368	5081	3965	5208	5610	5513	5546
4884	4243	5698	6118	5639	4575	5933	6263	6199	6338
6500	5800	7300	7712	7200	6200	7687	7615	7800	8000
1616	1557	1602	1594	1561	1625	1754	1352	1601	1662
25'3"	25'10"	29'6"	31'2"	29'10"	29'2"	33'0"	31'8"	32'2"	33'5"
10'1"	10'1"	10'9"	10'9"	10'9"	10'1"	11'1"	10'9"	10'9"	10'9"
96"	96"	96"	96"	96"	96"	96"	96"	96"	96"
46	46	46	46	46	46	46	46	46	46
42	42	42	42	32	42	32	42	42	42
42	42	42	42	42	42	74	42	42	42
14	14	15	15	15	15	15	15	15	15
14'	10'	18'	18'	15'	16'	21'	20'	17'	18'

Model	21TUC	25FBC	29FQC
Hitch Weight	708	775	1006
Axle Weight	3912	4615	5726
UVW	4658	5428	6770
GVWR	7200	7775	9300
CCC (Cargo Cap.)	2542	2347	2530
Exterior Length	24'3"	29'7"	34'0"
Exterior Height w/AC	10'11"	10'11"	10'11"
Exterior Width	96"	96"	96"
Fresh Water Cap. (gal)	46	46	46
Black Water Cap. (gal)	42	42	42
Grey Water Cap. (gal)	42	42	42
Tire Size (in)	15	15	15
Awning Size (ft) OPT.	14'	18'	21'

GVWR (Gross Vehicle Weight Rating) - is the maximum permissible weight of the unit when fully loaded. It includes all weights, inclusive of all fluids, cargo, optional equipment and accessories. For safety and product performance do NOT exceed the GVWR.

GAWR (Gross Axle Weight Rating) - is the maximum permissible weight, including cargo, fluids, optional equipment and accessories that can be safely supported by a combination of all axles.

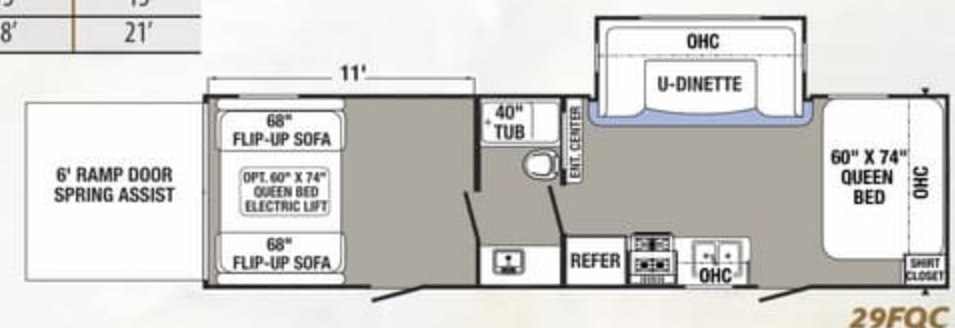
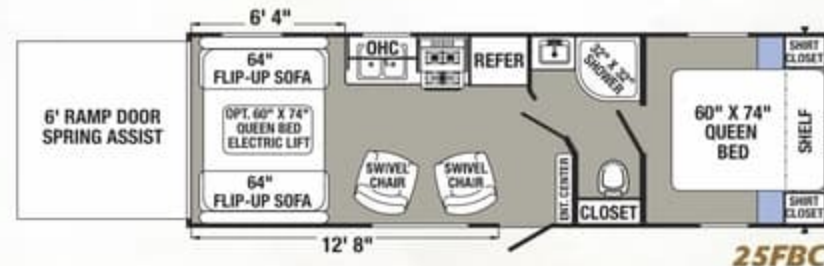
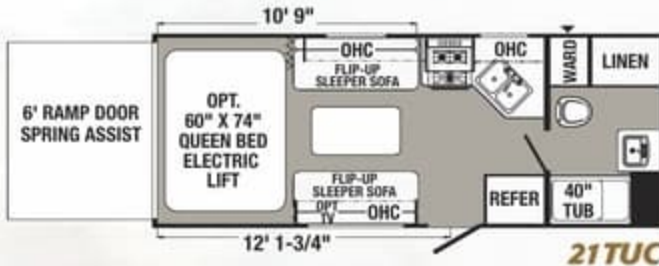
UVW (Unloaded Vehicle Weight)\*\* - is the typical weight of the unit as manufactured at the factory. It includes all weight at the unit's axle(s) and tongue or pin and LP Gas. The UVW does not include cargo, fresh potable water, additional optional equipment or dealer installed accessories.

CCC (Cargo Carrying Capacity)\*\* - is the amount of weight available for fresh potable water, cargo, additional optional equipment and accessories. CCC is equal to GVWR minus UVW. Available CCC should accommodate fresh potable water (8.3 lbs. per gallon). Before filling the fresh water tank, empty the black and gray tanks to provide for more cargo capacity.

\*Estimated average based on standard build optional equipment. \*\*Estimated average based on standard build optional equipment.

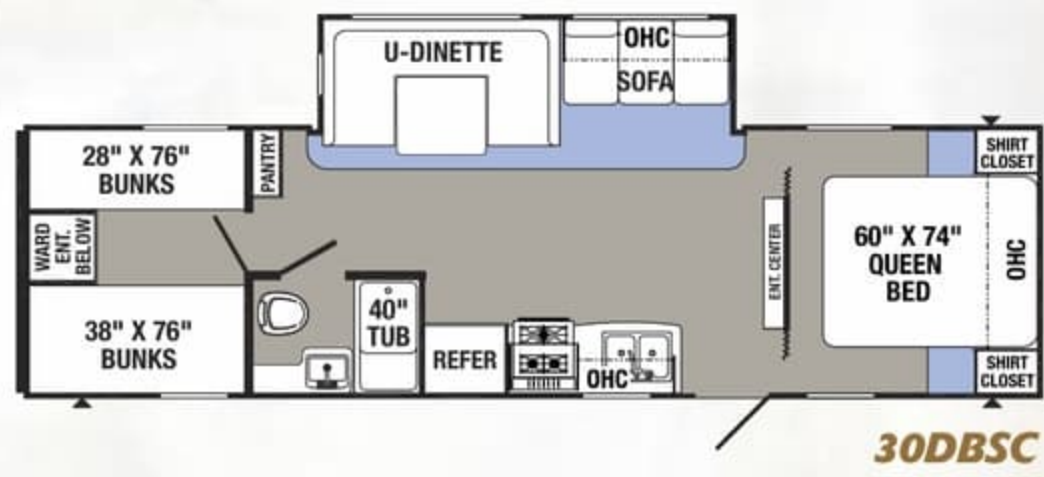
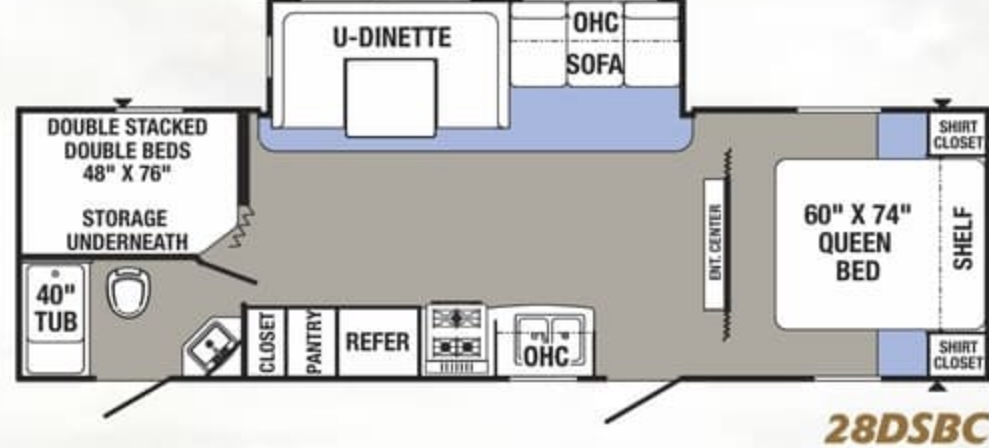
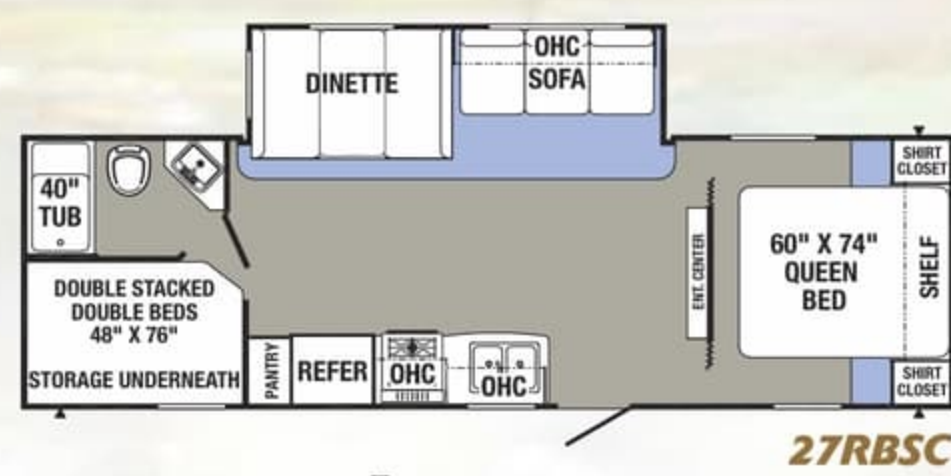
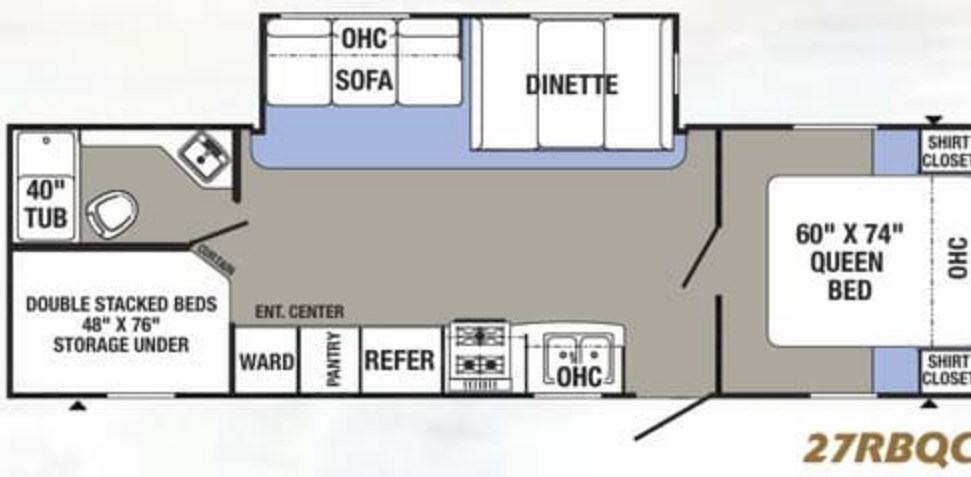
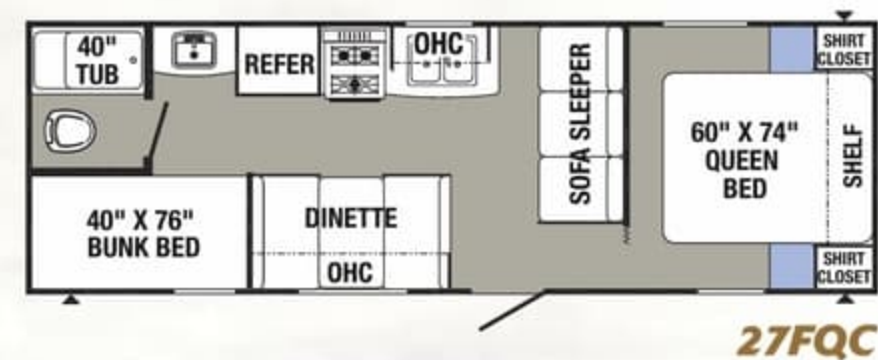
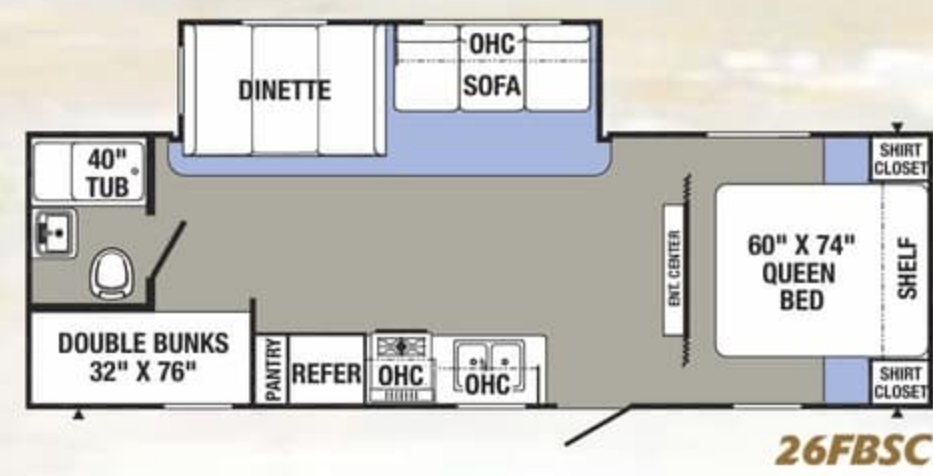
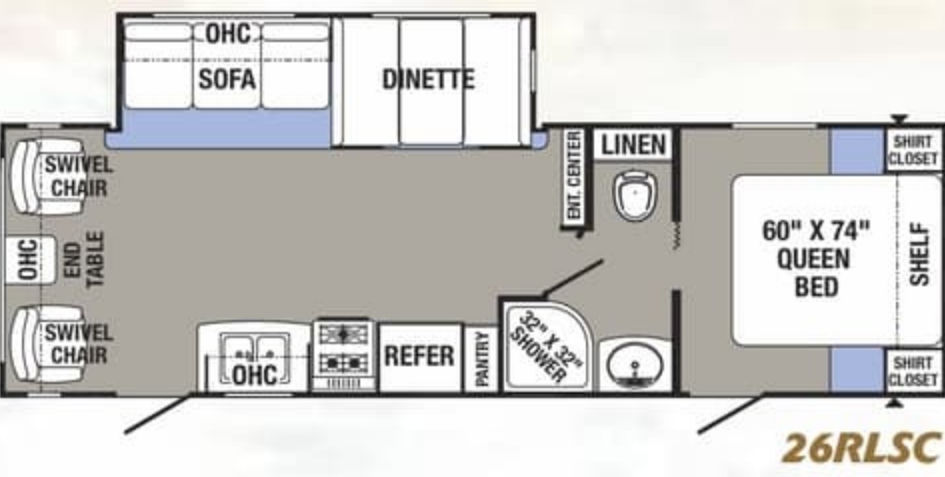
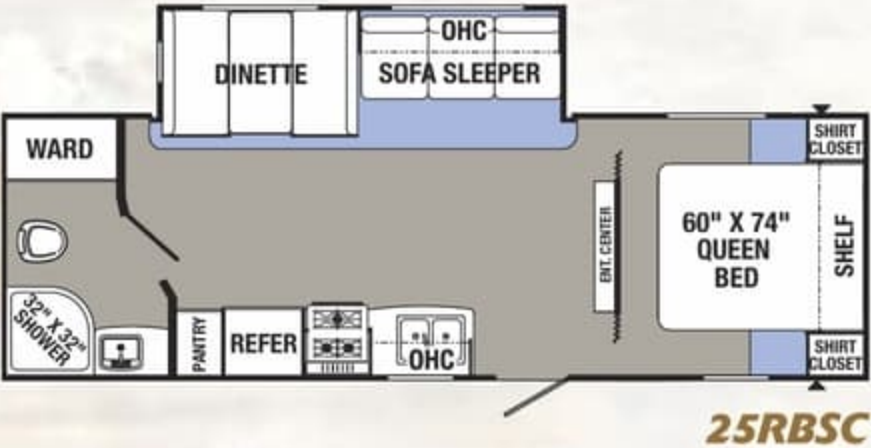
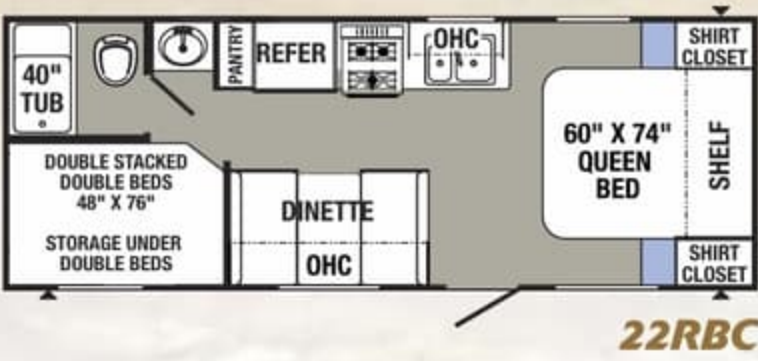
Each Forest River RV is weighed at the manufacturing facility prior to shipping. A label identifying the unloaded vehicle weight of the actual unit and the cargo carrying capacity is applied to every Forest River RV prior to leaving our facilities.

The load capacity of your unit is designated by weight, not by volume, so you cannot necessarily use all available space when loading your unit.





Puma XLE Travel Trailers



OPTIONS



21FBC	22RBC	25RBSC	26RLSC	26FBSC	27FQC	27RBQC	27RBSC	28DSBC	30DBSC
479	435	550	712	520	572	687	615	648	754
4367	3770	5110	5368	5081	3965	5208	5610	5513	5546
4884	4243	5698	6118	5639	4575	5933	6263	6199	6338
6500	5800	7300	7712	7200	6200	7687	7615	7800	8000
1616	1557	1602	1594	1561	1625	1754	1352	1601	1662
25'3"	25'10"	29'6"	31'2"	29'10"	29'2"	33'0"	31'8"	32'2"	33'5"
10'1"	10'1"	10'9"	10'9"	10'9"	10'1"	11'1"	10'9"	10'9"	10'9"
96"	96"	96"	96"	96"	96"	96"	96"	96"	96"
46	46	46	46	46	46	46	46	46	46
42	42	42	42	32	42	32	42	42	42
42	42	42	42	42	42	74	42	42	42
14	14	15	15	15	15	15	15	15	15
14'	10'	18'	18'	15'	16'	21'	20'	17'	18'

Model	21TUC	25FBC	29FQC
Hitch Weight	708	775	1006
Axle Weight	3912	4615	5726
UVW	4658	5428	6770
GVWR	7200	7775	9300
CCC (Cargo Cap.)	2542	2347	2530
Exterior Length	24'3"	29'7"	34'0"
Exterior Height w/AC	10'11"	10'11"	10'11"
Exterior Width	96"	96"	96"
Fresh Water Cap. (gal)	46	46	46
Black Water Cap. (gal)	42	42	42
Grey Water Cap. (gal)	42	42	42
Tire Size (in)	15	15	15
Awning Size (ft) OPT.	14'	18'	21'

GVWR (Gross Vehicle Weight Rating) - is the maximum permissible weight of the unit when fully loaded. It includes all weights, inclusive of all fluids, cargo, optional equipment and accessories. For safety and product performance do NOT exceed the GVWR.

GAWR (Gross Axle Weight Rating) - is the maximum permissible weight, including cargo, fluids, optional equipment and accessories that can be safely supported by a combination of all axles.

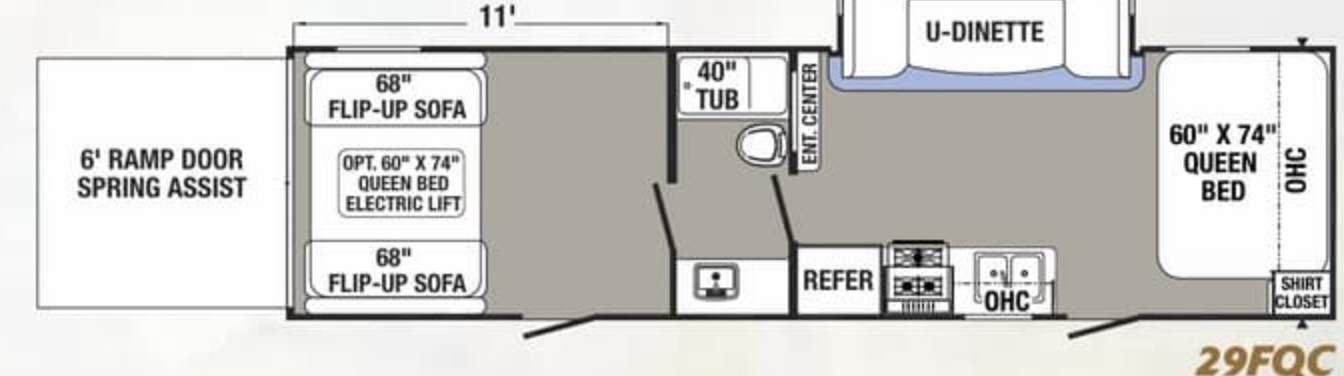
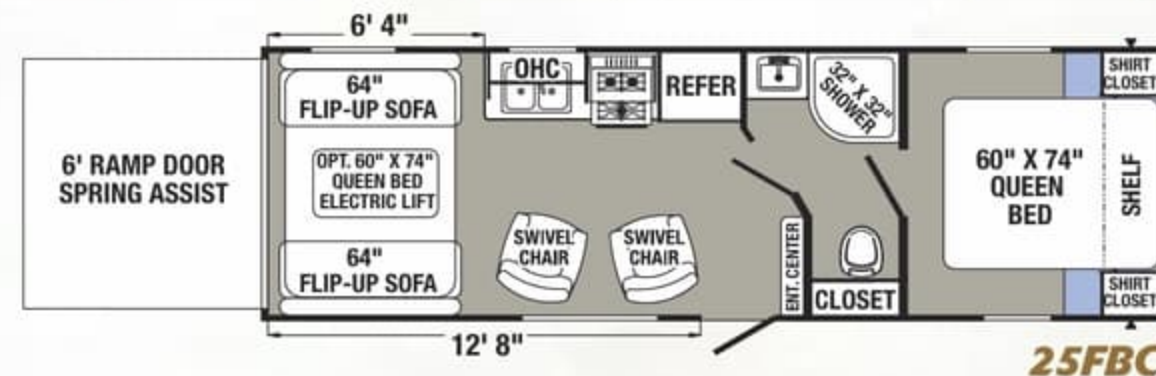
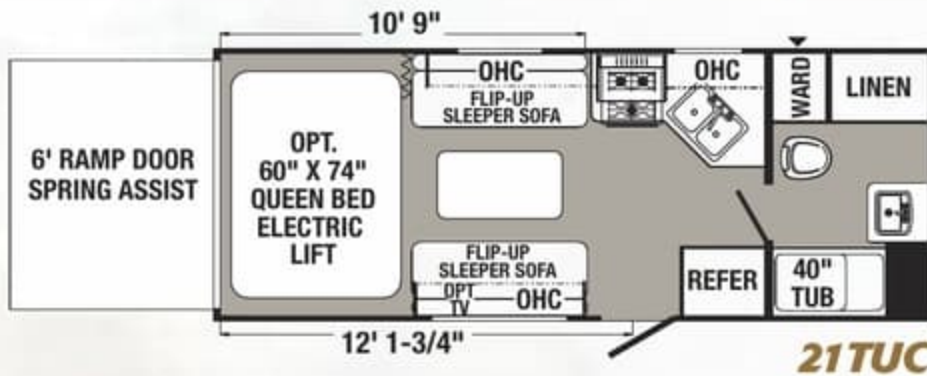
UVW (Unloaded Vehicle Weight)\* - is the typical weight of the unit as manufactured at the factory. It includes all weight at the unit's axle(s) and tongue or pin and LP Gas. The UVW does not include cargo, fresh potable water, additional optional equipment or dealer installed accessories.

CCC (Cargo Carrying Capacity)\*\* - is the amount of weight available for fresh potable water, cargo, additional optional equipment and accessories. CCC is equal to GVWR minus UVW. Available CCC should accommodate fresh potable water (8.3 lbs. per gallon). Before filling the fresh water tank, empty the black and gray tanks to provide for more cargo capacity.

\*Estimated average based on standard build optional equipment. \*\*Estimated average based on standard build optional equipment.

Each Forest River RV is weighed at the manufacturing facility prior to shipping. A label identifying the unloaded vehicle weight of the actual unit and the cargo carrying capacity is applied to every Forest River RV prior to leaving our facilities.

The load capacity of your unit is designated by weight, not by volume, so you cannot necessarily use all available space when loading your unit.







## PUMA XLE by Palomino

Take a walk on  
the wild side with  
Puma XLE!



Large exterior pass-through storage  
is standard on most models.

SINCE 1958  
**PALOMINO**  
Recreational Vehicles  
a Division of Forest River

Puma XLE by Palomino  
a Division of Forest River Inc.  
2551 Century Drive ■ Goshen, IN 46528  
Ph: 574-642-0610  
www.palominorv.com



Your PUMA XLE Dealer



This optional 6 cu. ft. refrigerator/  
freezer with a large, deep storage bin  
is available on all Puma XLE models.

All information contained in this brochure is believed to be accurate at the time of publication. However, during the model year, it may be necessary to make revisions and Forest River, Inc., reserves the right to make all such changes without notice, including prices, colors, materials, equipment and specifications as well as the addition of new models and the discontinuance of models shown in this brochure. Therefore, please consult with your Forest River dealer and confirm the existence of any materials, design or specifications that are material to your purchase decision. ©2015 Puma by Palomino a Division of Forest River, Inc., a Berkshire Hathaway company. All Rights Reserved. 4/16



This optional outdoor  
kitchen keeps you  
where the action is.  
It's complete with a  
4 cu. ft. refrigerator,  
sink, drawers, overhead  
storage and a bumper  
mount grill (not shown).  
Available on 22RBC,  
26FBSC, 27RBSC,  
27FQC and 30DBSC.

## Decor Choices



Prairie



Mist



## PRE-DELIVERY INSPECTION FACILITY

20,000 square feet of quality assurance. The bare essentials for a premium product. This state-of-the-art facility gives immediate daily feedback to production for quality assurance in every unit built.



Forest River, Inc. encourages  
our customers to purchase  
their Forest River products  
whenever possible for the  
following reasons:

- 1) Forest River, Inc. dealers are independently owned and operated businesses so priority service and scheduling is at their discretion and is often provided to customers that purchased their unit at that dealership.
- 2) Purchasing locally allows customers to establish meaningful relationships with a dealer, enhancing the RV experience through assistance with product questions, user tips or RV regulations for your state or country, and much more!
- 3) Canadian customers must meet requirements to bring an RV purchased out of the country to their home. These requirements may involve additional inspections and certifications, taxes and fees. Your local Canadian Dealer is a professional at meeting these requirements.
- 4) Scheduling timely warranty repairs and adjustments through a local dealership provides far greater flexibility and convenience to you, the customer!

It is the goal of Forest River, Inc. that all of our RV owners fully enjoy the RV experience and that customer satisfaction meets or exceeds their expectations!

## 24/7 EMERGENCY ROADSIDE ASSISTANCE

For a worry-free ownership experience Forest River includes one year of Coach-Net RV Technical & Roadside Assistance with each RV purchase. Whether new to the RV lifestyle or an experienced RV enthusiast, Forest River owners have 24/7 access to technical, operational and emergency road service coverage throughout the US & Canada. Coach-Net's fast, dependable service is just a phone call away.

**Coach-Net®**  
RV Technical & Roadside Assistance



Learn More  
Scan this barcode using  
a QR Reader on your  
smart phone to learn  
more about Forest River.



A Berkshire Hathaway company.

**FREE MEMBERSHIP**  
to Forest River Owners' Group

www.forestriverfrog.com







## PUMA XLE by Palomino

**Take a walk on  
the wild side with  
Puma XLE!**



*Large exterior pass-through storage  
is standard on most models.*

SINCE 1958  
**PALOMINO**  
*Recreational Vehicles*  
a Division of Forest River

Puma XLE by Palomino  
a Division of Forest River Inc.  
2551 Century Drive ■ Goshen, IN 46528  
Ph: 574-642-0610  
[www.palominorv.com](http://www.palominorv.com)



**Your PUMA XLE Dealer**



*This optional 6 cu. ft. refrigerator/  
freezer with a large, deep storage bin  
is available on all Puma XLE models.*

All information contained in this brochure is believed to be accurate at the time of publication. However, during the model year, it may be necessary to make revisions and Forest River, Inc., reserves the right to make all such changes without notice, including prices, colors, materials, equipment and specifications as well as the addition of new models and the discontinuance of models shown in this brochure. Therefore, please consult with your Forest River dealer and confirm the existence of any materials, design or specifications that are material to your purchase decision.  
©2015 Puma by Palomino a Division of Forest River, Inc., a Berkshire Hathaway company. All Rights Reserved. 4/16



*This optional outdoor  
kitchen keeps you  
where the action is.  
It's complete with a  
4 cu. ft. refrigerator,  
sink, drawers, overhead  
storage and a bumper  
mount grill (not shown).  
Available on 22RBC,  
26FBSC, 27RBSC,  
27FQC and 30DBSC.*

### Decor Choices



**Prairie**



**Mist**



### PRE-DELIVERY INSPECTION FACILITY

20,000 square feet of quality assurance. The bare essentials for a premium product. This state-of-the-art facility gives immediate daily feedback to production for quality assurance in every unit built.



Forest River, Inc. encourages  
our customers to purchase  
their Forest River products  
from a local dealership  
whenever possible for the  
following reasons:

- 1) Forest River, Inc. dealers are independently owned and operated businesses so priority service and scheduling is at their discretion and is often provided to customers that purchased their unit at that dealership.
- 2) Purchasing locally allows customers to establish meaningful relationships with a dealer, enhancing the RV experience through assistance with product questions, user tips or RV regulations for your state or country, and much more!
- 3) Canadian customers must meet requirements to bring an RV purchased out of the country to their home. These requirements may involve additional inspections and certifications, taxes and fees. Your local Canadian Dealer is a professional at meeting these requirements.
- 4) Scheduling timely warranty repairs and adjustments through a local dealership provides far greater flexibility and convenience to you, the customer!

It is the goal of Forest River, Inc. that all of our RV owners fully enjoy the RV experience and that customer satisfaction meets or exceeds their expectations!

### 24/7 EMERGENCY ROADSIDE ASSISTANCE

For a worry-free  
ownership experience

Forest River includes one

year of Coach-Net RV Technical & Roadside Assistance with each RV purchase. Whether new to the RV lifestyle or an experienced RV enthusiast, Forest River owners have 24/7 access to technical, operational and emergency road service coverage throughout the US & Canada.

Coach-Net's fast, dependable service is just a phone call away.

**Coach-Net®**  
RV Technical & Roadside Assistance



Learn More

Scan this barcode using a QR Reader on your smart phone to learn more about Forest River.



A Berkshire Hathaway company.

**FREE MEMBERSHIP**  
to Forest River Owners' Group

[www.forestriverfrog.com](http://www.forestriverfrog.com)

