

# BRAVE<sup>®</sup>



## Why Brave?

- Powered StudioLoft™ Bed
- Swivel cab seats with movable pedestal table
- LED ceiling and accent lighting
- Easy-slide overhead cabinet doors
- Powered patio awning

# WINNEBAGO



**Brave**



Click on this icon throughout the brochure to link to more information on the web.

**WINNEBAGO**



On the Cover: 31C Crimson-N-Clover Standard Graphics

31C Calypso with Cream Soda Cabinetry

## The People Have Spoken

When we re-launched the retro-styled Brave™, we knew we had something special. But the response from the public was simply overwhelming. We're proud to bring back the 2015 RV of the Year with even more features at a price that is still among the most affordable in its class. Many of the amenities in the Brave were

chosen not just for their style, but for their multi-functionality, such as the easy-slide overhead cabinet doors, StudioLoft™ bed and movable dash console that glides easily between the driver and passenger. There's no other coach quite like it, and that's 100% by design. This is the award-winning Winnebago Brave.



**Recognized Quality**

The Recreation Vehicle Dealer Association annually rates RV manufacturers and awards the Quality Circle Award to manufacturers that provide exceptional products, service and support. Winnebago Industries is proud to be the only manufacturer that has received this award every year since its inception.



It takes more than a throwback design to win RV of the Year. Step inside and you'll find innovation around every retro-styled corner, highlighted by the sofa and dinette that convert to beds in the full-wall slide (31C). Enjoy movie nights with the retractable HDTV on a power lift that's cleverly concealed in the buffet. The Flex Bed in the 26A lounge converts from a couch into a bed, or can be flipped up and out of the way to add floor space. In this position, a powered table flips up at the press of a button if you need a serving table or a smooth work surface. Swivel cab seats with a movable pedestal table expand your lounge when you're at the campsite.







31C StudioLoft Bed with Ladder



MCD Blackout Roller Shades



31C Retractable HDTV



A full-featured galley is an essential part of any motorhome, and we've done it in style with easy-slide cabinet doors and waterfall-style laminate countertops that are a must-see for any RV enthusiast. The 31C takes the galley a step further with a residential refrigerator/freezer with an icemaker and a 2000-watt inverter to ensure your food stays cool as you roll down the road.



31C Galley



Full-Extension Drawer Slides



31C Refrigerator/Freezer



Stainless Steel Sink



Microwave Oven with Touch Control



3-Burner Range with Oven





All three Brave floorplans feature a rear queen bed with an available king bed upgrade in the 31C. Relax in front of the bedroom HDTV in the 31C floorplan. The 26A stands out as one of the only coaches with an auxiliary StudioLoft bunk above the bed that drops down to provide additional sleeping space for overnight guests. A split bath in the 27B and 31C provides room for a larger shower and ample countertop space.





Dash

The retro look blends effortlessly with cutting edge technology in the cab, where you'll find a movable dash console that can be positioned near the driver or passenger on command. It houses the Rearview Monitor System and the Rand McNally RV GPS navigation system. The dash stereo includes AM/FM radio with an auxiliary audio input and Bluetooth™ connectivity.



Radio



Front Wraparound Curtain



A powered patio awning comes standard, along with plenty of storage for folding chairs and a cooler. Why? Because when you have an award-winning coach with one-of-a-kind retro styling, you'll want to enjoy the view. Automatic hydraulic leveling jacks will make sure your coach is level while an automatic generator start system in the 31C keeps your power flowing.



31C Powered Patio Awning



Automatic Entrance Door Steps



Stainless Steel Wheel Liners



Powered Mirror with Defrost





Inverter Charger Disconnect Switch (31C only)



Exterior Storage Compartment



Exterior Storage



Exterior Storage



**Fiberglass Roof**

The crowned, one-piece fiberglass roof is backed by a 10-year limited parts-and-labor roof skin warranty.

**Rubber Can't Cut It**

Rubber roofs used by competitors can streak and degrade over time.

**Thermo-Panel® Sidewalls**

By layering fiberglass and high-density block foam insulation with welded aluminum support structures, we create some of the industry's strongest, most durable and lightweight sidewalls.

**E-Coating** An electrodeposition coating helps protect critical steel components.

**Embedded Steel** Metal substructures embedded into the sidewall provide solid attachment points to keep cabinets and appliances mounted securely in place.

**Solid Framework** Aluminum extruded in our own facility to our exacting standards creates an extremely strong and solid structural framework.

**Laser-Cut Tubing**

Precision laser cutters create precise joints in structural steel that are stronger and require less welding.



**Interlocking Joints**

Specially engineered interlocking joints connect the floor, sidewalls and roof where competitors often rely on simple screws to bear the weight.



**SUPER  
STRUCTURE**

BUILT TO LAST

Every coach—from our smallest Class C to our largest diesel-pusher model—is built to Winnebago's® legendary SuperStructure® construction standards. It's a process developed and refined over more than 50 years of building some of the strongest, most durable coaches in the industry.



**TESTING** Before rolling out of our factories, every coach undergoes an extensive 113-point inspection. Each coach also passes a high-pressure water test that simulates rain at a rate of 50-inches per hour to check for leaks. During the design process, our computer simulations, physical testing center, and rigorous test track ensure each model is built to last.



**DETAILS** At Winnebago, we treat the features you can't see with the same care as the ones you can. Look in the access panels of some of our competitors' coaches and you'll see loose insulation and wires haphazardly strewn about. Winnebago maintains a clean fit and finish throughout so your coach will last for the long haul.



**BUILT IN-HOUSE** We extrude our own aluminum. We rotocast our own plastic components. In fact, we manufacture most of our own parts so they are designed to fit the space, rather than fitting the space to an awkward off-the-shelf component size.



**SUPER  
STRUCTURE**  
BUILT TO LAST

**W** Visit [BetterBuiltRVs.com](http://BetterBuiltRVs.com) to gain real insight into what goes into a Winnebago motorhome.

**TAKE A TOUR** We're proud of our processes, state-of-the-art facilities, and the people who make Winnebago number one. We invite you to visit our complex in Forest City, Iowa, for a firsthand look at the dedication and technology behind every motorhome we build.

Call (641) 585-6936 or (800) 643-4892 or visit us online at [WinnebagoInd.com/company/visit](http://WinnebagoInd.com/company/visit) for more information.

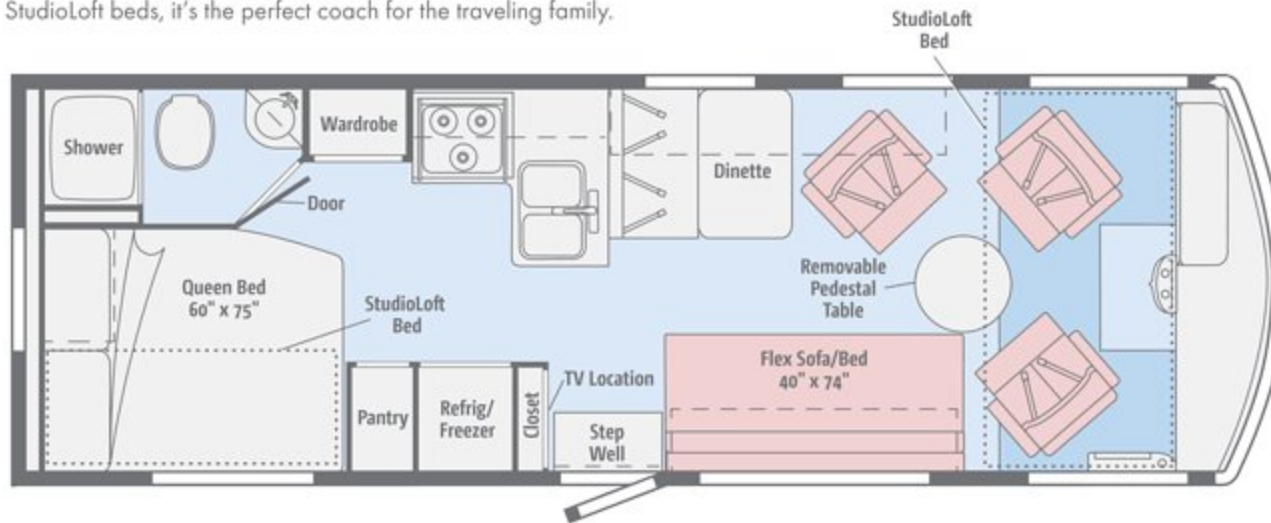




**W** Click here to explore this floorplan's web page.

## 26A

The multi-function Flex Bed system works beautifully as a bed, sofa, and table, or simply flips out of the way for additional floor space. With additional sleeping space in the two StudioLoft beds, it's the perfect coach for the traveling family.

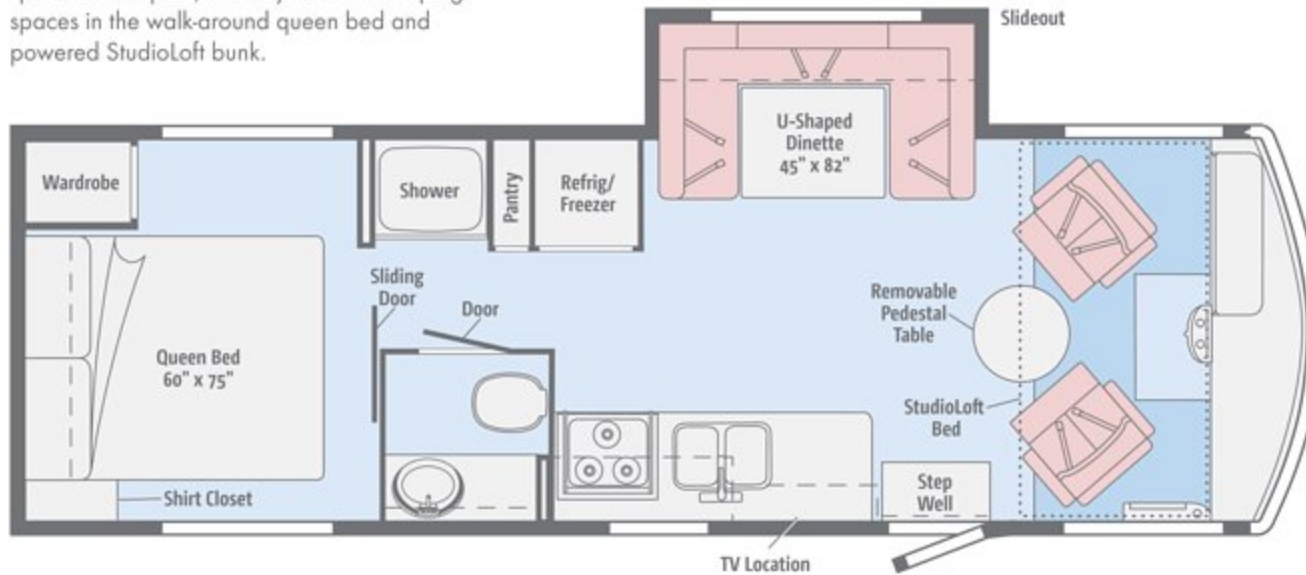




[Click here to explore this floorplan's web page.](#)

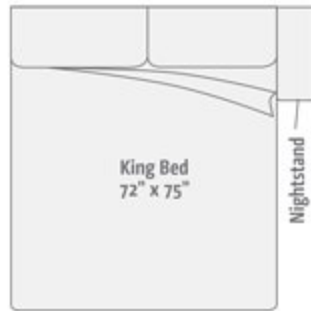
## 27B

The U-shaped dinette takes center stage in this spacious floorplan, where you'll find sleeping spaces in the walk-around queen bed and powered StudioLoft bunk.



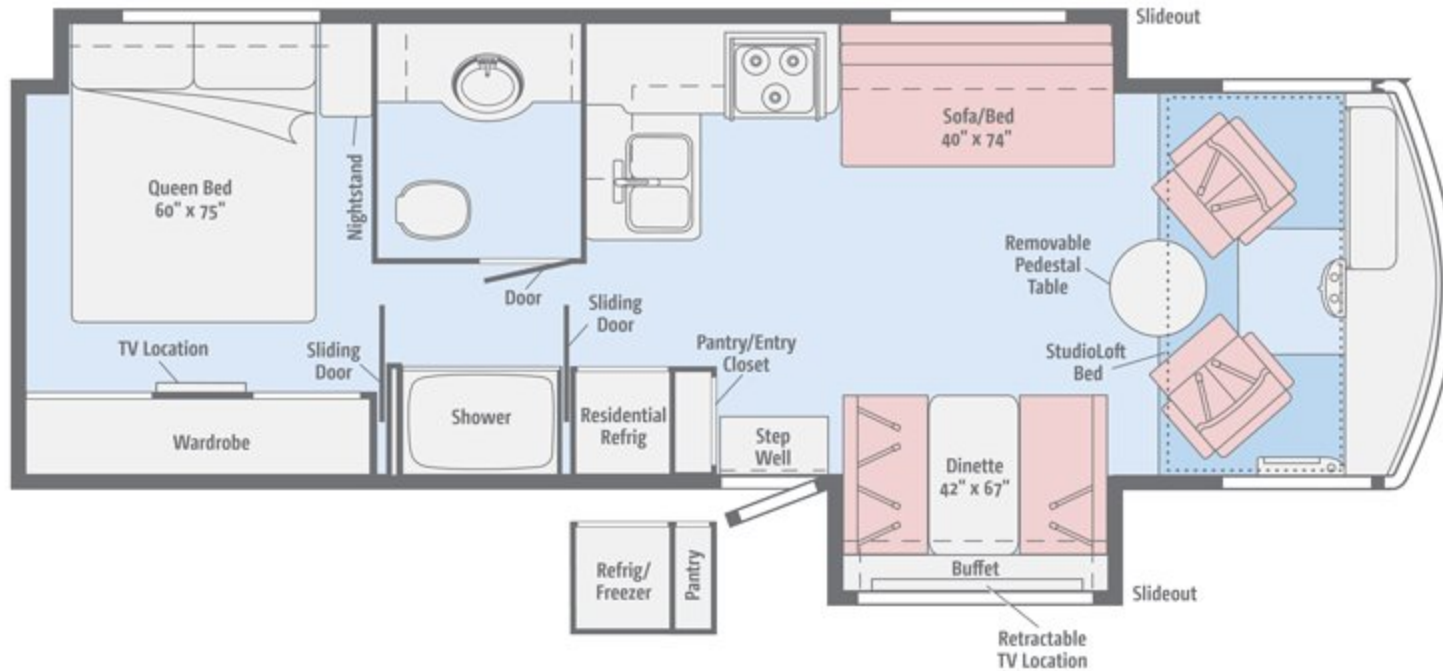


Click here to explore this floorplan's web page.



### 31C

An L-shaped galley and split bath take full advantage of the additional space provided by the full-wall slideout. The sofa/bed and swivel cab seats with movable pedestal table all face the retractable HDTV.





Choose from four fabric collections and three wood finishes.

## Good Vibrations



Primera



Feature Fabric



Bedsread



Laminate Countertop



Vinyl Flooring



Cherry Cola



Cream Soda



Doheny Driftwood

Winnebago® reserves the right to change décor materials and specifications without notice or obligation.

Choose from four fabric collections and three wood finishes.

## Calypso



Primera



Feature Fabric



Bedspread



Laminate Countertop



Vinyl Flooring



Cherry Cola



Cream Soda



Doheny Driftwood

Winnebago® reserves the right to change décor materials and specifications without notice or obligation.



Choose from four fabric collections and three wood finishes.

## Moody Blue



Primera



Feature Fabric



Bedspread



Laminate Countertop



Vinyl Flooring



Cherry Cola



Cream Soda



Doheny Driftwood

Winnebago® reserves the right to change décor materials and specifications without notice or obligation.

Choose from four fabric collections and three wood finishes.

## Rock On



Primera



Feature Fabric



Bedspread



Laminate Countertop



Vinyl Flooring



Cherry Cola



Cream Soda



Doheny Driftwood

Winnebago® reserves the right to change décor materials and specifications without notice or obligation.



Choose from six standard graphics packages or upgrade to full-body paint.



**Woodstock**  
Available with all Interiors  
STANDARD GRAPHICS



**Mello Yellow**  
Available with Good Vibrations,  
Moody Blue, and Rock On Interiors  
STANDARD GRAPHICS



**Crimson-N-Clover**  
Available with Calypso and Rock On Interiors  
STANDARD GRAPHICS

Choose from six standard graphics packages or upgrade to full-body paint.



**Bell Bottom Blue**

Available with all Interiors  
STANDARD GRAPHICS



**Aquarius**

Available with Good Vibrations,  
Moody Blue, and Rock On Interiors  
STANDARD GRAPHICS



**Made 'n the Shade**

Available with all Interiors  
STANDARD GRAPHICS



Choose from six standard graphics packages or upgrade to full-body paint.



**Daytona**

Available with all Interiors  
FULL-BODY PAINT

Weights & Measures	26A	27B	31C
Length	27'8"	29'4"	32'11"
Exterior Height <sup>1</sup>	11'9"	11'9"	11'11"
Exterior Width <sup>2</sup>	8'5.5"	8'5.5"	8'5.5"
Exterior Storage <sup>3</sup> (cu. ft.)	92	113	94
Awning Length	19'	18'	19'
Interior Height	6'9"	6'9"	6'9"
Interior Width	8'0.5"	8'0.5"	8'0.5"
Freshwater Tank Capacity <sup>4</sup> (gal.)	40	54	52
Water Heater Capacity (gal.)	6	6	6
Holding Tank Capacity - Black/Gray <sup>4</sup> (gal.)	42/42	41/53	45/62
LP Capacity <sup>5</sup> (gal.)	18	18	18
Fuel Capacity (gal.)	80	80	80
GCWR <sup>6</sup> (lbs.)	23,000	23,000	23,000
GVWR (lbs.)	16,000	16,000	18,000
GAWR - Front (lbs.)	6,500	7,000	7,000
GAWR - Rear (lbs.)	11,000	11,000	12,000
Wheelbase	158"	178"	208"
Seating Capacity	5	5	5

## Ford® F53 Chassis


6.8L 3-valve Triton® V10 SEFI engine, TorqShift™ 6-speed automatic transmission w/tow/haul, Hydroboost power brakes, 4-wheel ABS, 175-amp. alternator

7-pin trailer wiring

Trailer Hitch<sup>6</sup> 5,000-lb. drawbar/500-lb. maximum vertical tongue weight

Automatic hydraulic leveling jacks

Stainless steel wheel liners



Ford® F53 Chassis

## Cab Conveniences

**Cab seats** hinged armrests, fixed lumbar support, and multi-adjustable slide/recline/swivel

**Versa driver's seat pedestal** w/easy rotation

**3-point seat belts**

**Radio** AM/FM, Bluetooth™ ready, time/alarm clock, front auxiliary input, 4 speakers

**Passenger workstation**

**12-volt powerpoints** w/USB cable connection

**Movable console** w/Rearview Monitor System w/Rand McNally RV GPS

**Chassis/house battery radio power switch**

**Power-assist steering** w/tilt wheel

**Cruise control**

**Power mirrors** w/defrost

**Front wraparound curtain**

**Sunvisors**

## Interior

**28" HDTV** (26A)

**32" HDTV** (27B)

**Dining table/buffet** w/48" retractable HDTV (31C)

**StudioLoft™** w/power lift and ladder (dome lights) (cab overhead)

**Amplified digital TV antenna system**

**LED ceiling lights** w/wall switch

**MCD blackout roller shades**

**Full-extension drawers** w/roller bearing slides

**Systems monitor panel**

**Roof vent** (lounge)

**Powered roof vent** (bath)

**Assist bar** mid height

### OPTIONAL EQUIPMENT

DVD player w/remote

## Galley

**Laminate countertop** w/decorative backsplash

**2-door refrigerator/freezer** (26A, 27B)

**2-door residential refrigerator/freezer w/icemaker** (31C)

**Microwave oven** w/touch control

**3-burner range top** w/oven

**Flip-up countertop extension** (26A)

**Vented range hood** w/light

**Double stainless steel sink**

### OPTIONAL EQUIPMENT

2-door refrigerator/freezer w/2 deep-cycle, Group 31 batteries (31C)



## Bath

- Laminate countertop
- Medicine cabinet
- Flexible showerhead
- Shower curtain (26A)
- Textured glass shower door (27B, 31C)
- Skylight
- Toilet w/foot pedal
- Water pump switch
- Tissue holder
- Towel bar (26A, 27B)

## Bedroom

- Queen bed w/bedspread (27B, 31C)
- Queen bed w/mattress cover (26A)
- StudioLoft™ bunk bed w/power lift (26A)
- 32" HDTV (31C)
- Headboard (27B)
- Room divider curtain (26A)

### OPTIONAL EQUIPMENT

- King bed w/bedspread (31C)

## Exterior

- Automatic entrance door steps
- Porch light w/interior switch
- Lighted trunk storage compartment
- Powered patio awning
- Exterior speaker system

## Heating & Cooling System

- 1-15,000 BTU ducted air conditioner w/ChillGrille™ (26A, 27B)
- 2-13,500 BTU high-efficiency air conditioners w/Energy Management System w/ChillGrille (31C)
- 30,000 BTU low-profile ducted furnace (26A, 27B)
- 35,000 BTU low-profile ducted furnace (31C)

## Electrical System

- AC/DC load center, 45-amp. converter/charger (26A, 27B)
- AC/DC electrical distribution system, 45-amp. converter/charger (31C)
- 30-amp. power cord (26A, 27B)
- 50-amp. power cord (31C)
- 4,000-watt Cummins Onan® MicroQuiet™ gas generator (26A, 27B)
- 5,500-watt Cummins Onan Marquis Gold™ gas generator (31C)
- 2 deep-cycle, Group 24 batteries (26A, 27B)
- 2 deep-cycle, Group 31 batteries (31C w/2-door refrigerator/freezer)
- 3 deep-cycle, Group 31 batteries (31C w/residential refrigerator)
- Chassis and coach battery disconnect systems
- Automatic dual-battery charge control
- Shoreline/generator automatic changeover switch (31C)
- 2,000-watt inverter/charger (31C)
- Automatic start system, generator (31C) (NA w/optional 2-door refrigerator/freezer)
- Auxiliary start circuit
- HDMI/USB module
- Exterior antenna jack and AC duplex receptacle

## Plumbing System

- Permanent-mount LP tank
- On-demand water pump
- TrueLevel™ holding-tank monitoring system
- Winterization Package water heater bypass valve and siphon tube
- 6-gallon electric ignition/LP water heater
- Gravity water tank fill w/lockable door
- LPG accessory connection (patio area)
- City water hookup
- 10' sewer hose

### OPTIONAL EQUIPMENT

- Heated drainage system

## Safety

- Fog lamps
- Child seat tether anchor
- LP, smoke, and carbon monoxide detectors
- 10 BC fire extinguisher
- Ground fault interrupter

## Warranty<sup>7</sup>

- 12-month/15,000-mile basic limited warranty<sup>8</sup>
- 36-month/36,000-mile limited warranty on structure<sup>8</sup>
- 10-year limited parts-and-labor warranty on fiberglass roof skin<sup>8</sup>

### FOOTNOTES

- The height of each model is measured to the top of the tallest standard feature and is based on the curb weight of a typically equipped unit. The actual height of your vehicle may vary by several inches depending on chassis or equipment variations. Please check with your dealer for further information.
  - Floorplans feature a wide-body design - over 96" in making your purchase decision, you should be aware that some states restrict access on some or all state roads to 96" in body width. Before making your purchase decision, you should confirm the road usage laws in the states of interest to you.
  - The load capacity of your motorhome is designated by weight, not by volume, so you cannot necessarily use all available space when loading your motorhome.
  - Capacities are based on measurements prior to tank installation. Slight capacity variations can result due to installation applications.
  - Capacities shown are tank manufacturer's listed water capacity (WC). Actual filled LP capacity is 80% of listing due to overfilling prevention device on tank.
  - Actual towing capacity is dependent on your particular loading and towing circumstances which includes the GVWR, GAWR, and GCWR as well as adequate trailer brakes. Please refer to the Operator's Manual of your vehicle for further towing information.
  - See separate chassis warranty.
  - See your dealer for complete warranty information.
- NA Not Available  
Not all items available in combination. See dealer for details.  
Winnebago's continuing program of product improvement makes specifications, equipment, model availability, and prices subject to change without notice. Published content reflects the most current product information at time of printing. Please consult your dealer for individual vehicle features and specifications.





Let us host  
your next *Adventure*



[WGOAdventures.com](http://WGOAdventures.com)

Connect with Winnebago (Click one of the following)



Like us



Follow us



Watch us



Show your Winnebago love  
with high-quality gifts and wearables.



Apparel | Gifts | Parts | Gear

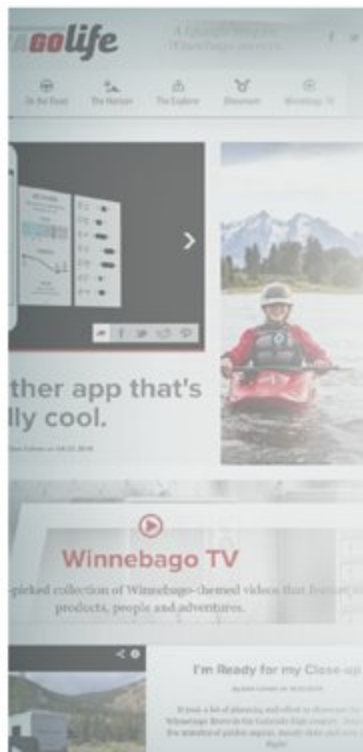
[WinnebagoOutdoor.com](http://WinnebagoOutdoor.com)

Find your style



**WinnebagoInd.com**  
Has All The Answers

Visit [WinnebagoInd.com](http://WinnebagoInd.com) on your computer, smartphone, or tablet for the latest product information and updates.



**Welcome to GoLife!**

Visit our lifestyle blog for motorhome news, personal travelogues, and community stories.

[WinnebagoLife.com](http://WinnebagoLife.com)

**GOlife**



# **PREFERRED CARE PROGRAM**

We back our motorhomes with best-in-class support both before and after the sale:

- 12-month/15,000-mile basic limited warranty
  - 36-month/36,000-mile limited warranty on structure
  - 10-year limited parts-and-labor warranty on fiberglass roof
  - Complimentary 24-hour roadside assistance program
- TripSaver® Fast Track Parts guarantees that in-stock warranty parts ship directly to your dealer within 24 hours
  - National dealer service network



For more information:  
[WGOService.com](http://WGOService.com)



From RV to personal insurance, Winnebago RV Insurance can provide all the coverage and services you need to feel at home on the road.

**For more information:**  
**(800) 642-4892**



## CONTACT US

### GENERAL INQUIRIES

Corporate Switchboard  
(641) 585-3535

### CURRENT PRODUCT OWNER AND SERVICE-RELATED INQUIRIES

(800) 537-1885  
or@winnebagoind.com

### NEW VEHICLE SALES INQUIRIES

sales@winnebagoind.com

### FAX

(641) 585-6966

### POSTAL ADDRESS

Winnebago Industries, Inc.  
P.O. Box 152  
Forest City, IA 50436

### STREET ADDRESS

Winnebago Industries, Inc.  
605 West Crystal Lake Road  
Forest City, IA 50436



## Join the Club, Join the Fun

Here's the perfect way to begin your life on the road as the owner of a new Winnebago – by joining the exclusive WIT Club. Start your adventure with other fun-loving WIT Club members from across the country and get the most out of your new Winnebago motorhome.



### Members enjoy:

- Caravans and rallies
- Newsletters
- Local and state group activities
- RV travel benefits

See more at  
[WITclub.com](http://WITclub.com)



## Grand National Rally

Each year, thousands of Winnebago owners descend upon Forest City, Iowa. Rally-goers enjoy an unforgettable week reconnecting with friends, taking tours, participating in activities, and more. Join the adventure next July!