

Vista

WINNEBAGO



Why Vista?

- Touch screen AM/FM dash radio with CD/DVD player
- LED lighting
- Dash workstation with USB cable connection
- MCD roller shades
- Versa easy-swivel driver's seat
- One-piece fiberglass roof
- Bunk beds (31BE)
- Available exterior entertainment center (31BE)
- Available powered StudioLoft™ bed
- Powered patio awning
- Walk-through bath with private bedroom access (31BE)



On the Cover: 31BE Solar Flare Deluxe Graphics

31BE Legend with Honey Cherry Cabinetry

Comfort. Quality. Value.

Looking for a big coach with big value built to Winnebago's uncompromising standards? Look no further than the Vista®—Winnebago's most affordable Class A motorhome. With four floorplans ranging from 27 to 31 feet, there's a Vista fit to be your home on the road. You'll find refined features

such as MCD roller shades and a Versa easy-swivel driver's seat that you might not expect at such a price. For couples and families seeking a Class A adventure at a friendly price, there's a Vista waiting for you.



Recognized Quality

The Recreation Vehicle Dealer Association annually rates RV manufacturers and awards the Quality Circle Award to manufacturers that provide exceptional products, service and support. Winnebago Industries is proud to be the only manufacturer that has received this award every year since its inception.



31BE Legend with Honey Cherry Cabinetry

All four Vista floorplans take full advantage of the available space with dual-function furniture such as a sofa/bed, a dinette that converts into a sleeping space, and cab seats that swivel to expand your lounge area. You can also add the powered StudioLoft™ bed that drops down from the ceiling for your overnight guests. LED lighting and MCD roller shades provide you with just the right amount of light in your coach.



31BE Versa Swivel Cab Seats



31BE HDTV



31BE Available StudioLoft Bed with Ladder



31BE Dinette Storage



OnePlace Systems Monitor



MCD Blackout Roller Shades



31BE Dinette

With a large 2-door refrigerator/freezer, 3-burner range with oven, and a microwave oven, the smartly-arranged galley has everything your family needs to prepare a delectable meal. The 26HE, 29VE and 31BE take full advantage of the available space with a handy pantry.



31BE Galley



Large 2-Door Refrigerator/Freezer



Microwave Oven



31BE Pantry



3-Burner Range with Oven



31BE Bedroom

Rest comfortably in your private master bedroom with a walk-around queen bed. The bathroom includes several welcoming features such as a flexible showerhead, a textured glass shower door, and a skylight. To maximize your sleeping capacity, select the 31BE with bunk beds that are made possible by the full-wall slide. You can even add DVD players with 10" monitors to each bunk that the kids will love.



31BE Bathroom Skylight



31BE Available Bunk Bed DVD Player



31BE Wardrobe



31BE Shower



31BE Bath



Dash

Listen to the radio, CDs, or the music from your iPhone®/iPad® through the dash stereo. Its 6" screen integrates the Rearview Monitor System for safer backing and maneuvering. A dash workstation with a USB cable connection built into the passenger side pulls out to give you a sturdy surface to use your laptop. Powered mirrors with built-in defrost makes switching drivers a snap. Pull the front wrap around curtain closed at night for privacy.



Radio/Rearview Monitor System



Front Wraparound Curtain



Powered Mirrors with Defrost

With large storage bays that open easily using paddle-style latches, you'll have plenty of room to bring lawn chairs and coolers to help you enjoy your time outdoors. The powered patio awning opens and closes with the press of a button, and you can add an exterior entertainment center with an HDTV (31BE) to watch the game or have a movie night under the stars.



31BE Powered Patio Awning



Automatic Entrance Door Steps



31BE Available Exterior Entertainment Center



Exterior Storage Compartment



Stainless Steel Wheel Liners

Fiberglass Roof

The crowned, one-piece fiberglass roof is backed by a 10-year limited parts-and-labor roof skin warranty.

Rubber Can't Cut It

Rubber roofs used by competitors can streak and degrade over time.

Thermo-Panel® Sidewalls

By layering fiberglass and high-density block foam insulation with welded aluminum support structures, we create some of the industry's strongest, most durable and lightweight sidewalls.

E-Coating

An electrodeposition coating helps protect critical steel components.

Embedded Steel Metal substructures embedded into the sidewall provide solid attachment points to keep cabinets and appliances mounted securely in place.

Laser-Cut Tubing

Precision laser cutters create precision joints in structural steel that are stronger and require less welding.



Interlocking Joints

Specially engineered interlocking joints connect the floor, sidewalls and roof where competitors often rely on simple screws to bear the weight.



Solid Framework Aluminum extruded in our own facility to our exacting standards creates an extremely strong and solid structural framework.

**SUPER
STRUCTURE**

BUILT TO LAST

Every coach—from our smallest Class C to our largest diesel-pusher model—is built to Winnebago's® legendary SuperStructure® construction standards. It's a process developed and refined over more than 50 years of building some of the strongest, most durable coaches in the industry.

TESTING Before rolling out of our factories, every coach undergoes an extensive 113-point inspection. Each coach also passes a high-pressure water test that simulates rain at a rate of 50-inches per hour to check for leaks. During the design process, our computer simulations, physical testing center, and rigorous test track ensure each model is built to last.



DETAILS At Winnebago, we treat the features you can't see with the same care as the ones you can. Look in the access panels of some of our competitors' coaches and you'll see loose insulation and wires haphazardly strewn about. Winnebago maintains a clean fit and finish throughout so your coach will last for the long haul.



BUILT IN-HOUSE We extrude our own aluminum. We rotocast our own plastic components. In fact, we manufacture most of our own parts so they are designed to fit the space, rather than fitting the space to an awkward off-the-shelf component size.



**SUPER
STRUCTURE**
BUILT TO LAST

Visit BetterBuiltRVs.com to gain real insight into what goes into a Winnebago motorhome.

TAKE A TOUR We're proud of our processes, state-of-the-art facilities, and the people who make Winnebago number one. We invite you to visit our complex in Forest City, Iowa, for a firsthand look at the dedication and technology behind every motorhome we build.

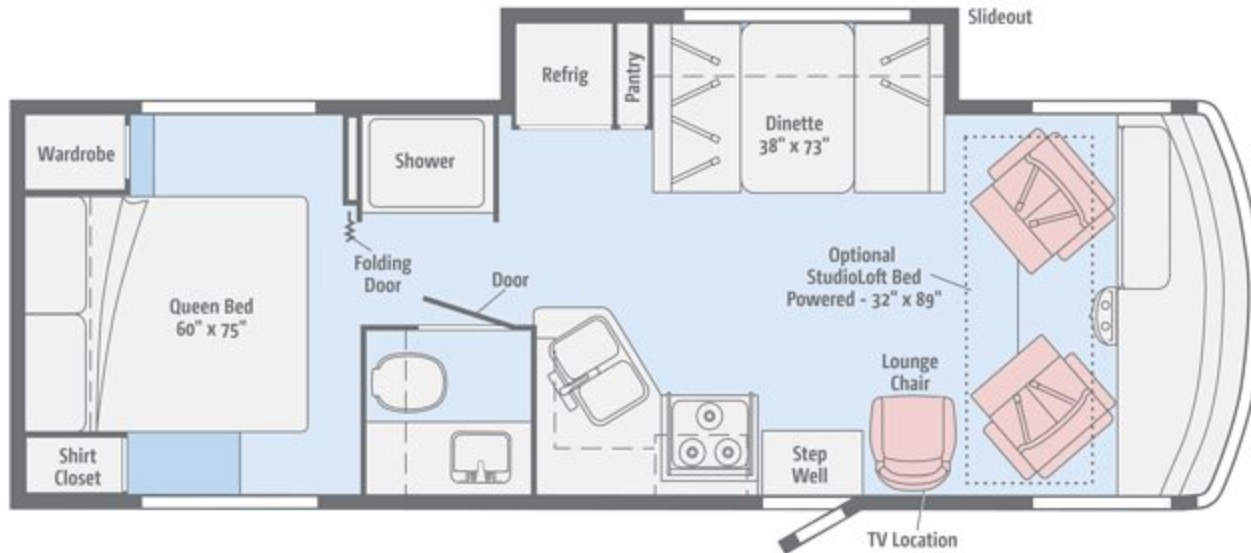
Call (641) 585-6936 or (800) 643-4892 or visit us online at WinnebagoIнд.com/company/visit for more information.



[Click here to explore this floorplan's web page.](#)

26HE

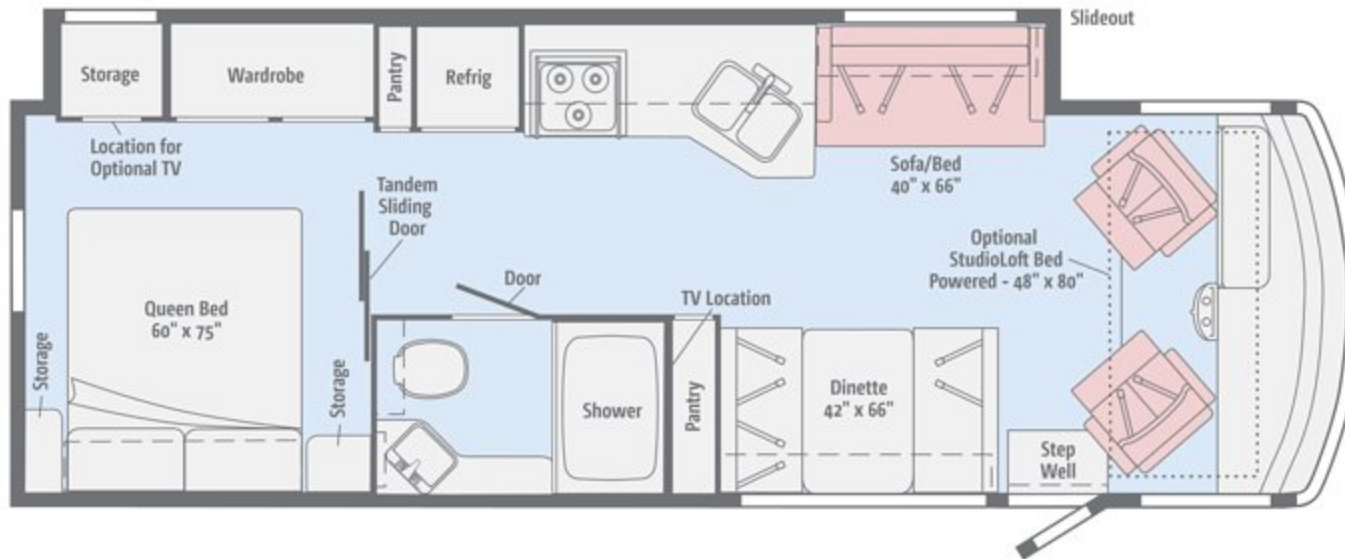
This classic floorplan offers a dinette, full-featured galley, and available powered StudioLoft™ bed in the lounge area. The private master bedroom features a walk-around queen bed, wardrobe, and shirt closet.



[Click here to explore this floorplan's web page.](#)

NEW 29VE

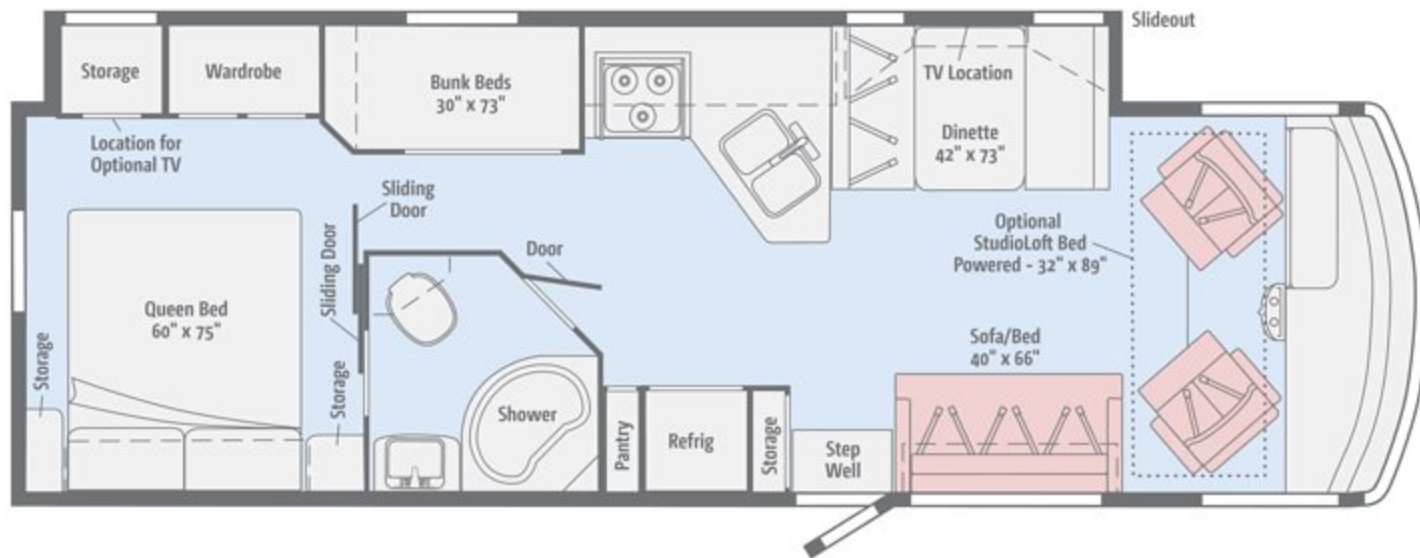
This new floorplan offers a StudioLoft bed, spacious dinette and a 40" HDTV. This features a private bathroom, walk-around bedroom, wardrobe and bedroom vanity.



[Click here to explore this floorplan's web page.](#)

NEW 31BE

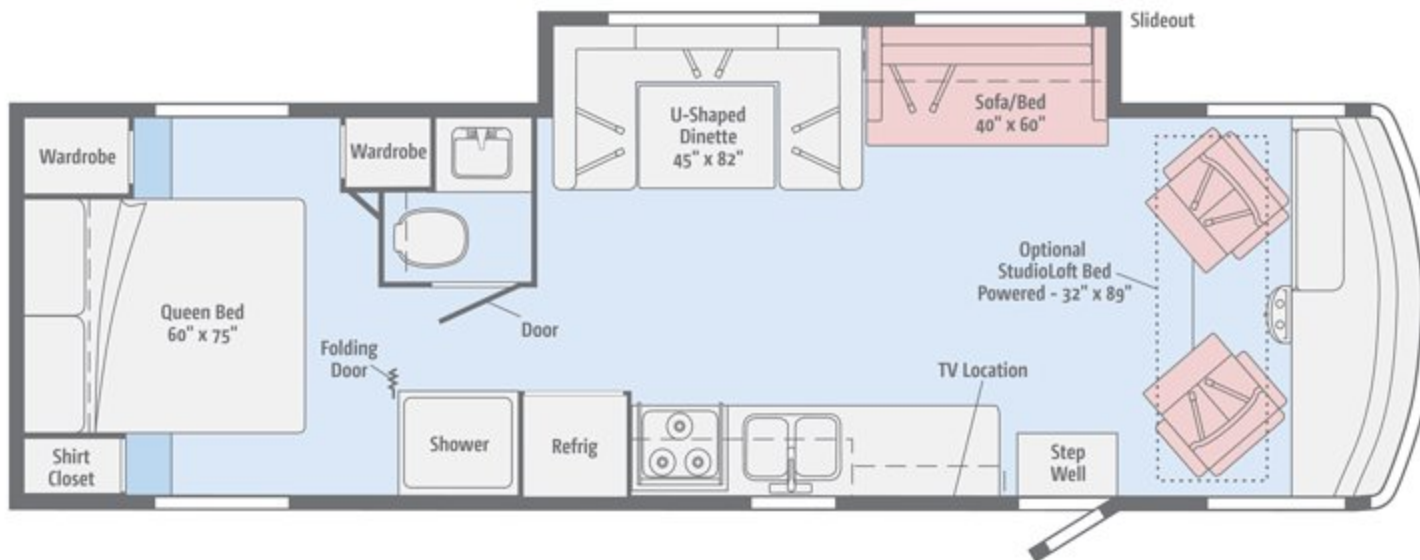
This family-friendly floorplan can sleep seven thanks to the bunk beds and an available powered StudioLoft bed. The full-wall slide opens up to provide extra room for a full-featured galley and walk-through bath with private bedroom access.



[Click here to explore this floorplan's web page.](#)

31KE

Sleeping spaces abound in this floorplan with the U-shaped dinette, sofa/bed, and available powered StudioLoft bed. The galley incorporates an HDTV to open up additional living space. A private master bedroom features a walk-around queen bed with a shirt closet and two wardrobes.



Choose from four fabric collections with a Honey Cherry wood finish.

Infinity



Primera



Feature Fabric



Bedsread



Laminate Countertop



Vinyl Flooring



Honey Cherry

Winnebago® reserves the right to change décor materials and specifications without notice or obligation.

Choose from four fabric collections with a Honey Cherry wood finish.

Rockslide



Primera



Feature Fabric



Bedsread



Laminate Countertop



Vinyl Flooring



Honey Cherry

Winnebago® reserves the right to change décor materials and specifications without notice or obligation.

Choose from four fabric collections with a Honey Cherry wood finish.

Legend



Primera



Feature Fabric



Bedsread



Laminate Countertop



Vinyl Flooring



Honey Cherry

Winnebago® reserves the right to change décor materials and specifications without notice or obligation.

Choose from four fabric collections with a Honey Cherry wood finish.

Stardust



Primera



Feature Fabric



Bedspread



Laminate Countertop



Vinyl Flooring



Honey Cherry

Winnebago® reserves the right to change décor materials and specifications without notice or obligation.

The Vista comes standard with a premier high-gloss deluxe graphics package.



Solar Flare
DELUXE GRAPHICS

Weights & Measures	26HE	29VE	31BE	31KE
Length	27'1"	29'11"	31'11"	31'3"
Exterior Height ¹	12'2"	12'2"	12'2"	12'2"
Exterior Width ²	8'5.5"	8'5.5"	8'5.5"	8'5.5"
Exterior Storage ³ (cu. ft.)	117	145	147	168
Awning Length	19'	17'	19'	17'
Interior Height	6'8"	6'8"	6'8"	6'8"
Interior Width	8'0.5"	8'0.5"	8'0.5"	8'0.5"
Freshwater Tank Capacity ⁴ (gal.)	54	68	70	64
Water Heater Capacity (gal.)	6	6	6	6
Holding Tank Capacity - Black/Gray ⁴ (gal.)	43/38	40/61	43/59	41/57
LP Capacity ⁶ (gal.)	18	18	18	18
Fuel Capacity (gal.)	80	80	80	80
GCWR ⁸ (lbs.)	23,000	23,000	23,000	23,000
GVWR (lbs.)	16,000	18,000	18,000	16,000
GAWR - Front (lbs.)	6,500	7,000	7,000	6,500
GAWR - Rear (lbs.)	11,000	12,000	12,000	11,000
Wheelbase	158"	190"	208"	190"
Seating Capacity	5	5	7	6

Ford® F53 Chassis

3-valve Triton® V10 engine SEFI, TorqShift™ 6-speed automatic transmission w/tow/haul, 175-amp. alternator

Hydraulic brakes w/ABS

Trailer Hitch® 5,000-lb. drawbar/500-lb. maximum vertical tongue weight

7-pin connector

Stainless steel wheel liners

Automatic hydraulic leveling jacks

Cab Conveniences

Radio/Rearview Monitor System DVD receiver with 6.2" LCD color touch screen, handheld remote, iPod®/MP3 input, rear color camera, Bluetooth® SiriusXM®-ready, Spotify®, AppRadio One

Cab seats adjustable armrests, fixed lumbar support, and multi-adjustable slide/recline/swivel

3-point seat belts

Chassis/house battery radio power switch

Power steering w/tilt wheel

Power mirrors w/defrost

Front wraparound curtain

Cruise control

Map light

Sunvisors

Dash workstation w/12-volt powerpoints

Interior

32" HDTV

39" HDTV (31BE)

40" HDTV (29VE)

Amplified digital TV antenna system

MCD blackout roller shades

OnePlace® systems monitor

Ventilator fan (lounge)

Powered ventilator roof vent (31BE bedroom)

Powered roof vent (bath)

Tinted windows

LED lights

OPTIONAL EQUIPMENT

StudioLoft™ (powered w/ladder)

Galley

Laminate countertops w/decorative backsplash

2-door refrigerator/freezer

Microwave oven w/touch controls

3-burner range w/oven

Range hood (31KE)

Bath

Laminate countertop

Flexible showerhead

Textured glass shower door

Skylight

Toilet w/foot pedal

Bedroom

Queen bed w/foam mattress and storage below

Bedspring

Headboard

Bunk beds w/foam mattresses, mattress covers, and privacy curtain (31BE)

Powered ventilator fan (29VE)

OPTIONAL EQUIPMENT

2 DVD players w/10.1" LCD monitors and headphones (31BE bunk beds)

24" HDTV (29VE, 31BE)



Ford® F53 Chassis

Exterior

- Premium high-gloss sidewall skin
- Automatic entrance door steps
- Powered patio awning
- Front mud flaps
- Porch light w/interior switch
- Incandescent lighted storage compartments (in select compartments)

OPTIONAL EQUIPMENT

- Entertainment center 32" HDTV w/remote and speakers (29VE, 31BE)
- Tailgate package (29VE)

Heating & Cooling System

- 14,800 BTU air conditioner w/ChillGrille™
- 30,000 BTU low-profile furnace

Electrical System

- AC/DC load center, 45-amp. converter/charger
- 30-amp. power cord
- 4,000-watt Cummins Onan® MicroQuiet™ gas generator
- 2 deep-cycle Marine/RV Group 24 batteries
- Battery disconnect system (coach)
- Automatic dual-battery charge control
- Auxiliary start circuit
- AC duplex receptacle
- Cable TV input
- Exterior antenna jack

OPTIONAL EQUIPMENT

- AC/DC inverter w/remote panel and exterior antenna jack. Only available w/optional Tailgate Package (29VE)

Plumbing System

Service Center colored labels, pressurized city water hookup w/diverter valve, drainage valves, 10' sewer hose

6-gallon LP water heater w/electronic ignition

Heated holding tank compartment

Permanent-mount LP tank w/gauge

On-demand water pump

TrueLevel™ holding tank monitoring system

Winterization Package water heater bypass valve and siphon tube

Safety

Child seat tether anchor (forward facing dinette seat)

LP, smoke, and carbon monoxide detectors

10 BC fire extinguisher

Ground fault interrupter

High-mount brake lamp

Warranty⁷

12-month/15,000-mile basic limited warranty⁸

36-month/36,000-mile limited warranty on structure⁹

10-year limited parts-and-labor warranty on roof skin⁹

FOOTNOTES

- The height of each model is measured to the top of the tallest standard feature and is based on the curb weight of a typically equipped unit. The actual height of your vehicle may vary by several inches depending on chassis or equipment variations. Please check with your dealer for further information.
- Floorplans feature a wide-body design - over 96" in making your purchase decision, you should be aware that some states restrict access on some or all state roads to 96" in body width. Before making your purchase decision, you should confirm the road usage laws in the states of interest to you.
- The load capacity of your motorhome is designated by weight, not by volume, so you cannot necessarily use all available space when loading your motorhome.
- Capacities are based on measurements prior to tank installation. Slight capacity variations can result due to installation applications.
- Capacities shown are tank manufacturer's listed water capacity (WC). Actual filled LP capacity is 80% of listing due to overfilling prevention device on tank.
- Actual towing capacity is dependent on your particular loading and towing circumstances which includes the GVWR, GAWR, and GCWR as well as adequate trailer brakes. Please refer to the Operator's Manual of your vehicle for further towing information.
- See separate chassis warranty.
- See your dealer for complete warranty information.

NA Not Available

Not all items available in combination. See dealer for details.

Winnebago's® continuing program of product improvement makes specifications, equipment, model availability, and prices subject to change without notice. Published content reflects the most current product information at time of printing. Please consult your dealer for individual vehicle features and specifications.





Let us host your next *Adventure*



WGOAdventures.com

Connect with Winnebago (Click one of the following)



Like us



Follow us



Watch us



Show your Winnebago love with high-quality gifts and wearables.



Apparel | Gifts | Parts | Gear

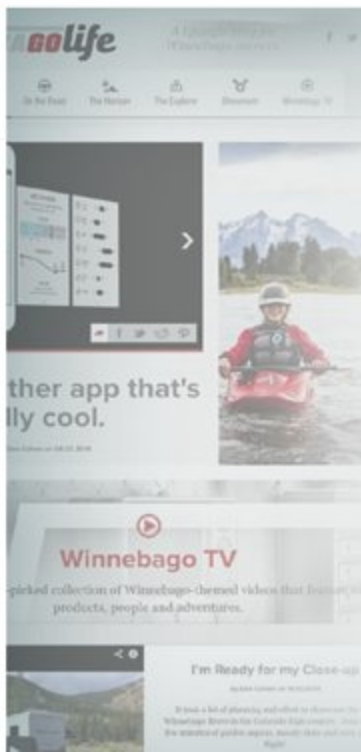
WinnebagoOutdoor.com

Find your style



WinnebagoInd.com
Has All The Answers

Visit WinnebagoInd.com on your computer, smartphone, or tablet for the latest product information and updates.



Welcome to GoLife!

Visit our lifestyle blog for motorhome news, personal travelogues, and community stories.

WinnebagoLife.com

GOlife

PREFERRED CARE PROGRAM

We back our motorhomes with best-in-class support both before and after the sale:

- 12-month/15,000-mile basic limited warranty
 - 36-month/36,000-mile limited warranty on structure
 - 10-year limited parts-and-labor warranty on fiberglass roof
 - Complimentary 24-hour roadside assistance program
- TripSaver® Fast Track Parts guarantees that in-stock warranty parts ship directly to your dealer within 24 hours
 - National dealer service network



For more information:
WGOService.com



From RV to personal insurance, Winnebago RV Insurance can provide all the coverage and services you need to feel at home on the road.

For more information:
(800) 642-4892



CONTACT US

GENERAL INQUIRIES

Corporate Switchboard
(641) 585-3535

CURRENT PRODUCT OWNER AND SERVICE-RELATED INQUIRIES

(800) 537-1885
or winnebagoind.com

NEW VEHICLE SALES INQUIRIES

sales@winnebagoind.com

FAX

(641) 585-6966

POSTAL ADDRESS

Winnebago Industries, Inc.
P.O. Box 152
Forest City, IA 50436

STREET ADDRESS

Winnebago Industries, Inc.
605 West Crystal Lake Road
Forest City, IA 50436



Join the Club, Join the Fun

Here's the perfect way to begin your life on the road as the owner of a new Winnebago – by joining the exclusive WIT Club. Start your adventure with other fun-loving WIT Club members from across the country and get the most out of your new Winnebago motorhome.



Members enjoy:

- Caravans and rallies
- Newsletters
- Local and state group activities
- RV travel benefits

See more at
WITclub.com



Grand National Rally

Each year, thousands of Winnebago owners descend upon Forest City, Iowa. Rally-goers enjoy an unforgettable week reconnecting with friends, taking tours, participating in activities, and more. Join the adventure next July!