

**Coachmen**  
Leader to the Great Outdoors.

**FREE**  
STARLIGHT  
SYSTEM  
DETAILS  
INSIDE!



**CATALINA**  
LEGACY EDITION

# CATALINA

LEGACY EDITION



# 333 RETS



*The 333RETS is a rear living couples coach. This unique layout includes a more functional living room with the entertainment center closer to the seating, it also features numerous windows that let in an abundance of natural light. The corner kitchen design offers more countertop space than similar competitive floorplans.*



**333RETS BEDROOM WITH QUILTED COMFORTER, MIRRORED WARDROBE, OVERHEAD CABINETS, TWO NIGHT STANDS AND FIREPLACE. TV IS OPTIONAL.**









# 293QBCK



Catalina's 293QBCK is designed to sleep 9-11 comfortably, the triple bunk Coa-Cube bedroom is a great sleeping /entertainment area. The STANDARD pull out camp kitchen includes a pull out countertop, mini fridge, camp stove and sink with hot and cold water.



293QBCK BUNK ROOM



PAGE 3 293QBCK SHOWN IN MOCHA DECOR (BACK TO FRONT VIEW)



PULL OUT CAMP KITCHEN (STANDARD ON 293QBCK, OPTIONAL ON 273DBS)





# 323 BHDS CK

The Catalina 323BHDS CK is one of our top selling family floorplans. This slideout travel trailer floorplan sleeps 9-10 comfortably. Have a big family? This is the floorplan for you, the 323BHDS CK has a STANDARD full size camp kitchen that includes a refrigerator, camp stove, overhead cabinets, silverware and utility drawers, and the hot and cold water at the sink drains into it's own 30 gallon holding tank. This is a great way to feed the hungry troops while keeping the mess outside.



323BHDS CK BEDROOM



323BHDS CK SHOWN IN TRUFFLE DECOR (BACK TO FRONT VIEW) - OPTIONAL SINK COVER



323BHDS CK STANDARD CAMP KITCHEN





# 293RLDS



The 293RLDS is a great couples coach. With abundant cabinet storage and countertop space it truly gives you an "at home" feel. The entertainment area is ideally situated for conversation or comfortably watching television while spending time inside. The spacious bedroom features a walk-around queen bed, dual nightstands and abundant storage space.

FIREPLACE (STANDARD 243RBS, 293RBKS, 293RLDS, 333RETS, 333BHTSCK, 343TBDS) (OPTIONAL 283RKS, 323BHDSC)









# CATALINA PROBLEMS



## AIR TIGHT

**Seal-Tech Test.** We check ALL of our coaches for water leaks by pressurizing the unit and then using a Seal-Tech spray on every part of the unit to identify any problem areas. (We find the problem areas, so you don't have to.)



## CABINERY

All of our craftsmen are thoroughly trained to use a framing table with jigs and clamps. This ensures that the cabinets are built to extremely tight tolerances for tight and secure cabinetry that will last for years. This method requires real wood styles, not MDF.



## ELECTRICAL TESTING

A thorough electrical check makes sure that all electrical components are in working order, and that no electrical connections have been compromised during construction.



## FLOORING

The floor is the base and key component of your RV. Therefore, we refuse to build anything but the best. Beginning with building the frame on 12"-16" centers, and bolting as well as gluing the 5/8" tongue and groove plywood, our methods and materials set us apart from the competition.



## COUNTERTOPS

Drop edge Thermofoil countertop Benefits: **Pull Test** - it pulls at 450-500 PSI, it will pull the core apart before the Thermofoil gives. **Cold Cracks** - will not cold crack or pull out like a T-mold Edge or Self-Edge. **Moisture Exposure** - it will withstand moisture better than T-mold Edge or Self-Edge because it is sealed so that no water can penetrate.



## SAFETY

A pressurized LP line test ensures that your unit is safe and all LP gas components are in working order.



## HOT WATER

Our standard 6 gallon gas/electric DSI water heater allows you to fire up your water heater quickly and easily from inside your Catalina. It also features a great quick recovery feature which allows you to heat up to 16.2 gallons of hot water per hour. So whether you are washing the dishes or taking a shower, you'll always have plenty of hot water.

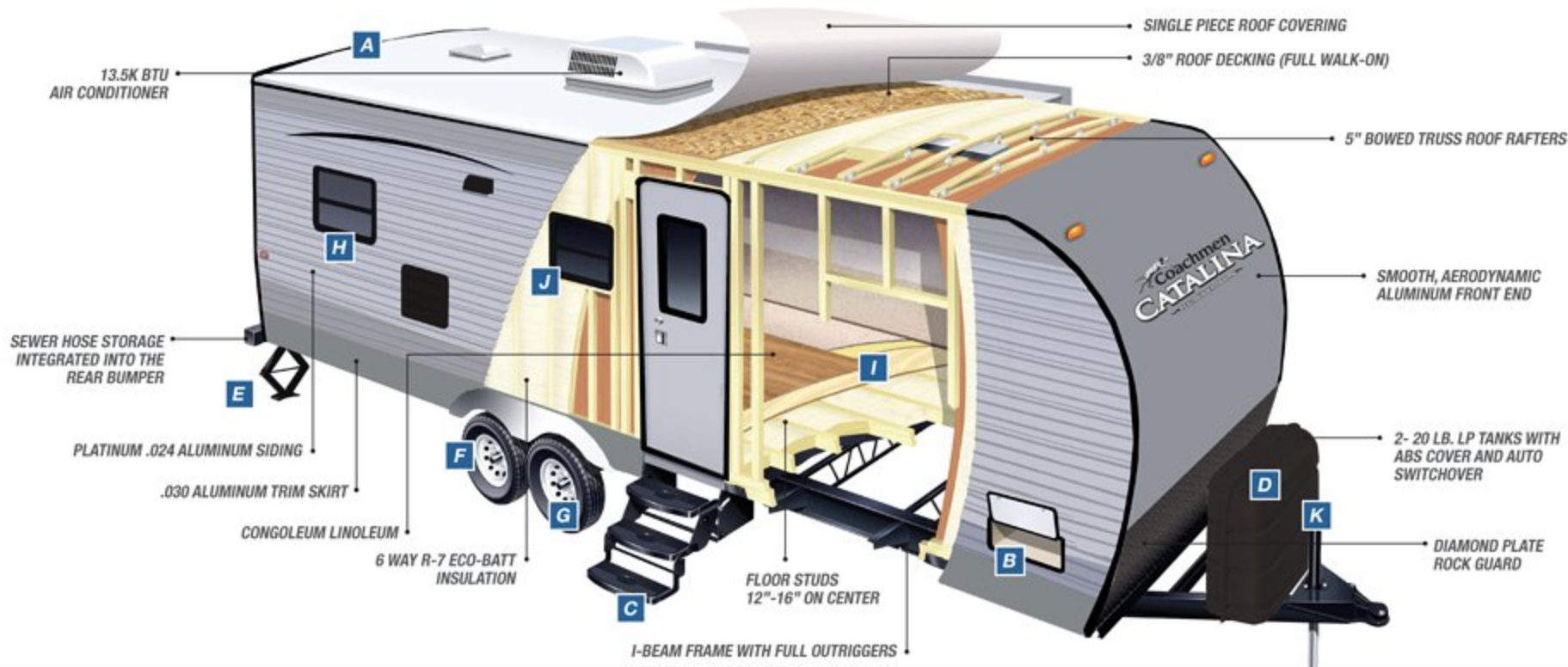


## SUPERIOR AIR FLOW

Our full radius smooth metal front end creates a more aerodynamic unit providing:

- BETTER AIRFLOW
- IMPROVED FUEL COSTS
- BETTER TOWABILITY
- EASY TO CLEAN





## CATALINA CONSTRUCTION

At Catalina we are proud of the quality that Coachmen has proven for over 52 years. We are committed and excited about continuing that superior level of construction and quality that Coachmen Catalina stands for. We achieve this not only through the use of quality materials, but through our skilled teams that care, focus, and contribute in all stages of our manufacturing process.



WIRELESS REAR VISION CAMERA PREP (CAMERA NOT INCLUDED)



OVERSIZED EXTERIOR BAGGAGE DOOR



RADIUS TRIPLE ENTRY STEP (DOUBLE NON SLIDE MODELS)



ABS BOTTLE COVER



FOUR (4) STABILIZER JACKS STANDARD ON ALL MODELS (MOST COMPETITORS OFFER THIS AS AN OPTION NOT A STANDARD)



CATALINA'S EXCLUSIVE TIRE AND RIM PACKAGE INCLUDES: RADIAL TIRES, POLISHED ALUMINUM FENDER SKIRTS AND E-COAT MAINTENANCE FREE RIMS



SUPERLUBE™ AXLES FOR FAST AND EASY LUBRICATION



G20 RATED TINTED BLACK FRAMED WINDOWS WITH SAFETY GLASS



5/8" TONGUE IN GROOVE PLYWOOD DECKING GLUED AND STAPLED TO THE FLOOR STUDS- NOT OSB



FULL 6 SIDED R-7 ECO-BATT INSULATION. THIS IS A NEW AND SUSTAINABLE TECHNOLOGY



POWER TONGUE JACK



## CATALINA INTERIOR FEATURES

1. DROP EDGE THERMOFOIL COUNTERTOPS (NOT T-MOLD OR SELF EDGE)
2. HIGH RISE FAUCET WITH UNDERMOUNT 50/50 SINK
3. FLUSHMOUNT STAINLESS STEEL 3 BURNER RANGE WITH BI-FOLD GLASS RANGE TOP
4. FULL EXTENSION BALL BEARING METAL DRAWER GUIDES
5. IN-FLOOR DUCTED HEAT
6. GRACE CHERRY STAINED WOOD CABINETRY
7. 81" INTERIOR HEIGHT
8. DECORATIVE GLASS INSERTS ON CABINET FRONTS
9. ROOF DUCTED A/C
10. STAINLESS STEEL MICROWAVE
11. STANDARD NIGHT SHADES IN LIVING AREA
12. CONGOLEUM LINOLEUM WITH 3 YR. COLD CRACK WARRANTY
13. REVERSIBLE REFER INSERT (GRACE CHERRY OR BLACK)
14. UNDERBOOTH STORAGE EASY ACCESS DOORS (BOTH SIDES)
15. AM/FM/CD DVD RADIO MP3/IPOD
16. THERMOFOIL DINETTE TABLE
17. OVERHEAD CABINET STORAGE WITH GAS STRUT LIFT ASSIST
18. RESIDENTIAL STYLE CARPET
19. HIGH RISE RADIUS CORNER CUSHION ON U-SHAPE DINETTES
20. DECORATIVE SOFA PILLOWS
21. SOLID BEDROOM PRIVACY DOOR





# CAMPSANDPADDOGS

## EXTERIOR STANDARD FEATURES

- CAMBERED STRUCTURAL STEEL I-BEAM FRAME (WITH FULL WIDTH OUT RIGGERS)
- 3/8" FULLY DECKED WALK-ON ROOF
- ONE-PIECE SEAMLESS WALKABLE ROOF
- RADIUS ENTRY STEPS
- 5/8" TONGUE & GROOVE PLYWOOD FLOOR DECKING
- R-7 FIBERGLASS INSULATION IN SIDEWALLS, ROOF & FLOOR
- G-20 TINTED WINDOWS
- RAIN GUTTERS WITH EXTENDED MOLDED DOWNSPOUTS
- PLATINUM .024" ALUMINUM EXTERIOR SKIN WITH .030 SKIRT METAL
- PAINTED BUMPER W/DRAIN HOSE CARRIER AND END CAPS
- RADIUS-CORNERED FIBERGLASS ENTRANCE DOOR
- ROTO-CAST HOLDING TANKS
- FLUSH MOUNT BAGGAGE DOORS THAT ARE LOCKABLE AND RADIUS CORNERED
- POLISHED ALUMINUM FENDER SKIRTS
- SELF-ADJUSTING BRAKES
- 110V G.F.C.I. PROTECTED EXTERIOR RECEPTACLE
- 30-AMP ELECTRICAL SERVICE W/DELUXE 110V 45-AMP POWER CONVERTER
- CITY WATER HOOK-UP
- RADIAL TIRES
- EASY-LUBE AXLES
- 20 LB. LP BOTTLES W/ABS COVER AND AUTO SWITCHOVER
- STABILIZER JACKS(4)
- TV ANTENNA WITH RG-6 COAX CABLING AND SATELLITE PREP
- MARINE GRADE SPEAKERS(2)

## INTERIOR STANDARD FEATURES

- LARGE POT & PAN DRAWER
- EASY ACCESS DINETTE BOOTH DOORS
- UNDER-BED STORAGE, BED LIFTS EASILY ON 2 GAS STRUTS
- 2 SHIRT CLOSETS WITH MIRRORS
- FIREPLACE AT THE BASE OF THE ENTERTAINMENT CENTER (243RBS, 293RBKS, 293RLDS, 333RETS, 333BHTS CK, 343TBDS)
- STANDARD FIREPLACE AT THE BASE OF THE ENTERTAINMENT CENTER AND IN THE BEDROOM (333RETS ONLY)
- AM/FM RADIO WITH CD PLAYER AND DVD PLAYER
- RESIDENTIAL IN-FLOOR DUCTED HEAT
- CABLE/TV HOOK-UP IN FRONT BEDROOM
- 81" LIVING ROOM CEILING HEIGHT
- 2 FULL-LENGTH NIGHT STANDS W/ RECEPTS
- CONGOLEUM WOODPLANK LINOLEUM FLOORING
- 35K BTU AUTO-IGNITION FURNACE WITH WALL THERMOSTAT

- GRACE CHERRY STAINED WOOD CABINETS
- 12V ON DEMAND WATER PUMP
- DECORATIVE GLASS IN LIVING ROOM CABINETS
- SYSTEMS MONITOR PANEL
- JACK KNIFE CONVERTIBLE SOFA WITH SOFA PILLOWS
- SHOWER CURTAIN WITH CURVED SHOWER TRACK
- RADIUS GLASS SHOWER ENCLOSURE (243RBS, 263RLS, 283RKS, 293RBKS, 293RLDS, 333RETS, 333BHT CK, 343TBDS)
- HARD VALANCE WINDOW TREATMENT WITH LAMBREQUIN
- LARGE DINETTE TABLETOP WITH MARINE GRADE PEDESTAL
- MARINE TOILET WITH FOOT FLUSH
- FULL SIZE MEDICINE CABINET W/ MIRROR
- BATHROOM POWER ROOF VENT
- DROP EDGE THERMOFOIL COUNTERTOP
- GAS/ELECTRIC DOUBLE DOOR REFER W/ REVERSIBLE INSERT
- HIGH RISE RESIDENTIAL FAUCET
- SCREWED CABINET CONSTRUCTION WITH POCKET BORED SOLID LUMBER CORE STILES
- EASY-VIEW EXTRA LARGE PICTURE WINDOW AT DINETTE
- SILVERWARE DRAWER
- SOLID BEDROOM AND BUNK ROOM DOORS
- RADIUS CORNER INTERIOR WALLS (WHERE APPLICABLE)
- 6 GALLON GAS/ELECTRIC DSI WATER HEATER
- PLEATED NIGHT SHADES IN LIVING ROOM
- ABS TUB/SHOWER SURROUND
- FULL LENGTH BALL-BEARING KITCHEN DRAWER GUIDES
- WATER HEATER BY-PASS WINTERIZATION KIT
- RESIDENTIAL QUILTED BEDSPREAD
- COMFORT SERIES MATTRESS
- SPEAKERS IN LIVING ROOM CEILING

## ADDITIONAL OPTIONS

- 32" FLAT SCREEN LED TV IN BEDROOM (333RETS ONLY)
- ENCLOSED AND HEATED UNDERBELLY
- 15K BTU DUCTED A/C
- 50 AMP SERVICE WITH SECOND 13.5K A/C (293RLDS, 323BHDS, 333RETS, 343TBDS)
- 50 AMP SERVICE WITH SECOND A/C PREP (293RLDS, 323BHDS, 333RETS, 343TBDS)
- FREE STANDING TABLE W/ 4 CHAIRS (N/A U-DINETTE FLOORPLANS) (STANDARD 293RLDS, 333RETS)
- TRI-FOLD HIDE-A-BED SOFA
- KITCHEN SINK COVERS
- BAR STOOLS (RECOMMENDED 243RBS, 343TBDS)
- FIREPLACE IN LIVING ROOM (283RKS, 323BHDS CK)
- PULL-OUT CAMP KITCHEN (273DBS) (STANDARD 293QBCK)
- FRONT QUEEN BED IPO QUAD BUNKS (343TBDS)
- TWO (2) 30 LBS. LP TANKS WITH ABS COVER

**FREE**

## LEGACY EDITION PACKAGE

- 13,500 BTU DUCTED A/C
- REMOTE OPERATED POWER AWNING WITH LED LIGHT
- REMOTE OPERATED STARLIGHT SYSTEM
- POWER TONGUE JACK
- 32" FLAT SCREEN LED TV AND SWING ARM BRACKET
- AM/FM RADIO WITH CD AND DVD PLAYER
- UNDER MOUNT DUAL DEEP BASIN KITCHEN SINK
- MOSAIC TILE BACKSPLASH
- FLUSH MOUNT STAINLESS STEEL 3 BURNER RANGE WITH BI-FOLD GLASS RANGE TOP
- STAINLESS STEEL OVEN
- STAINLESS STEEL RANGE HOOD
- STAINLESS STEEL MICROWAVE
- LED INTERIOR LIGHTING
- SKYLIGHT ABOVE TUB/SHOWER
- SPORT WHEEL PACKAGE (SILVER E-COAT SPORT WHEELS W/CHROME HUBS AND LUGS)
- SPARE TIRE AND COVER
- OUTSIDE SHOWER
- FRONT DIAMOND PLATE
- EXTERIOR TV MOUNT AND CABLE HOOK-UP
- REAR VISION CAMERA PREP








AWNING OUT

AWNING IN



SCAN THE QR CODE ABOVE WITH YOUR SMARTPHONE TO SEE OUR STARLIGHT SYSTEM IN ACTION.

LED LIGHTS DIMMER  
LED LIGHT ON/OFF  
LED LIGHTS BRIGHTER



**FREE**

# STARLIGHT SYSTEM!


CATALINA IS PROUD TO RELEASE OUR NEW REMOTE OPERATED STARLIGHT SYSTEM FREE AS PART OF OUR LEGACY EDITION PACKAGE

## MULTIPLE LIGHTS!



THE STARLIGHT SYSTEM INCLUDES BLUE LED LIGHTS INSTALLED ALONG THE FRAME UNDER BOTH SIDES OF THE TRAILER AND UNDER THE POWER AWNING

## REMOTE OPERATION!

SIMPLE TO CONTROL, THE STARLIGHT SYSTEM ALSO FEATURES A REMOTE ALLOWING YOU TO BRIGHTEN, DIM, TURN THE LIGHTS ON/OFF AND OPEN/CLOSE THE AWNING







## FREE LEGACY EDITION PACKAGE

Catalina would like to reward our outstanding Dealers and Customers for their continued business! There is no better way to reward you than with the Legacy Edition Package! All of our best options have been combined into a FREE Legacy Edition Package. At Coachmen Catalina, we overtly express our gratitude to those who have already become a part of the Coachmen Family and warmly welcome those future campers that choose Coachmen Products. Thank you for your business!

- 1 13,500 BTU DUCTED A/C
- 2 REMOTE OPERATED POWER AWNING WITH LED LIGHT
- 3 AM/FM RADIO WITH CD AND DVD PLAYER
- 4 SKYLIGHT ABOVE TUB/SHOWER
- 5 32" FLAT SCREEN LED TV AND SWING ARM BRACKET

- 6 REMOTE OPERATED STARLIGHT SYSTEM
- 7 UNDER MOUNT DUAL BASIN DEEP KITCHEN SINK
- 8 POWER TONGUE JACK
- 9 MOSAIC TILE BACKSPLASH
- 10 FLUSH MOUNT STAINLESS STEEL 3 BURNER RANGE WITH BI-FOLD GLASS RANGE TOP

- 11 STAINLESS STEEL OVEN
- 12 STAINLESS STEEL RANGE HOOD
- 13 STAINLESS STEEL MICROWAVE
- 14 LED INTERIOR LIGHTING
- 15 SPARE TIRE AND COVER
- 16 REAR VISION CAMERA PREP
- 17 SPORT WHEEL PACKAGE (SILVER E-COAT SPORT WHEELS W/CHROME HUBS AND LUGS)

- 18 OUTSIDE SHOWER
- 19 FRONT DIAMOND PLATE
- 20 EXTERIOR TV MOUNT AND CABLE HOOK-UP





# CATALINA



223RBS



243RBS



263RLS

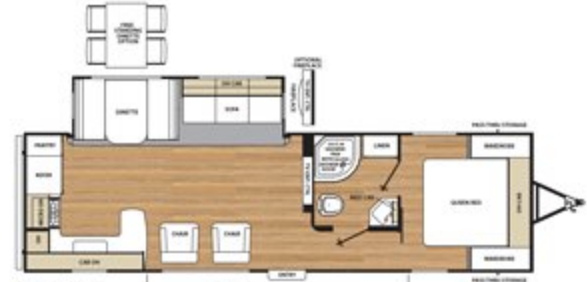


273DBS

SEE FULL CATALOG WITH MODEL, COLOR, EQUIPMENT, AND OPTIONS.



283DDS



283RKS



293QBCK

SEE FULL CATALOG WITH MODEL, COLOR, EQUIPMENT, AND OPTIONS.

## CATALINA SPECIFICATIONS

MODEL	223RBS	243RBS	263RLS
UVW	5,171	5,762	6,112
Carrying Capacity	2,029	1,838	1,588
GVWR	7,200	7,600	7,700
Hitch Weight	722	687	718
Exterior Height (with A/C)	11'11"	11'11"	11'11"
Fresh Water Capacity (gal.)	46	46	46
Grey Water Capacity (gal.)	40	40	40
Waste Water Capacity (gal.)	30	30	30
Awning Length	15'	15'	15'
Wheel Size	14"	15"	15"
Exterior Length	26'0"	27'11"	29'10"
Exterior Width	96"	96"	96"
Interior Height (Coach)	81"	81"	81"
Axles	3500 LBS	3500 LBS	3500 LBS





**293RBKS**



**333BHTS CK**



**293RLDS**



**333RETS**



**323BHDS CK**



**343TBDS**

273DBS	283DDS	283RKS	293QBCK	293RBKS	293RLDS	323BHDS CK	333BHTS CK	333RETS	343TBDS
6,198	6,316	6,509	6,572	6,632	7,530	7,530***	8,450	7,941	7,353
1,502	1,384	2,691	2,928	2,868	1,970	1,750	2,350	2,559	2,087
7,700	7,700	9,200	9,500	9,500	9,500	9,500	10,800	10,500	9,500
738	785	735	835	775	940	790	850	1,050	913
11'1"	11'1"	11'1"	11'1"	11'1"	11'1"	11'1"	11'1"	11'1"	11'1"
46	46	46	46	46	46	46	46	46	44
40	40	70	40	40	40	40	80**	40	40
30	30	30	30	30	30	30	30	30	30
15'	18'	15'	18'	21'	21'	21'	2 @ 10'	14'	18'
15"	15"	15"	15"	15"	15"	15"	15"	15"	15"
30'3"	31'7"	32'6"	33'5"	30'11"	33'9"	35'10"	36'9"	35'10"	35'8"
96"	96"	96"	96"	96"	96"	96"	96"	96"	96"
81"	81"	81"	81"	81"	81"	81"	81"	81"	81"
3500 LBS	3500 LBS	4400 LBS	4400 LBS	4400 LBS	4400 LBS	4400 LBS	5000 LBS	5000 LBS	4400 LBS

**GVWR** (Gross Vehicle Weight Rating) - is the maximum permissible weight of the unit when fully loaded. It includes all weights, inclusive of all fluids, cargo, optional equipment and accessories. For safety and product performance do NOT exceed the GVWR.

**GAWR** (Gross Axle Weight Rating) - is the maximum permissible weight, including cargo, fluids, optional equipment and accessories that can be safely supported by a combination of all axles.

**UVW** (Unloaded Vehicle Weight)\* - is the typical weight of the unit as manufactured at the factory. It includes all weight at the unit's axle(s) and tongue or pin and LP Gas. The UVW does not include cargo, fresh potable water, additional optional equipment or dealer installed accessories.

\*Estimated Average based on standard build optional equipment.

**CCC** (Cargo Carrying Capacity)\*\* - is the amount of weight available for fresh potable water, cargo, additional optional equipment and accessories. CCC is equal to GVWR minus UVW. Available CCC should accommodate fresh potable water (8.3 lbs per gallon). Before filling the fresh water tank, empty the black and gray tanks to provide for more cargo capacity.

\*\* Estimated average based on standard build optional equipment

Each Forest River RV is weighed at the manufacturing facility prior to shipping. A label identifying the unloaded vehicle weight of the actual unit and the cargo carrying capacity is applied to every Forest River RV prior to leaving our facilities. The load capacity of your unit is designated by weight, not by volume, so you cannot necessarily use all available space when loading your unit.





**FREE ONE YEAR  
MEMBERSHIP**



### Big benefits for new owners

Coachmen is proud to sponsor the largest manufacturer sponsored camping club in North America ... Coachmen Owners' Association (COA). COA provides a broad breadth of value propositions for our owners including: planned trips/ tours and rallies at bulk rate discounts, free trip routing, free campground directory, free Easy RVing magazine, theme park discounts, fuel discounts, mail forwarding, a dedicated COA web site, local and state club activities and Caravan Chapter membership opportunities. Most importantly, COA enhances the Coachmen ownership and RV lifestyle experience.

Every new Coachmen RV buyer is eligible for a 1 Year FREE membership in the Coachmen Owners' Association. It all adds up to an easy ownership experience!

### Travel Easy™ Roadside Assistance

RVing is easier with Coachmen's Travel Easy™ Roadside Assistance provided FREE the first year of ownership to those who purchase a New Coachmen RV. Administered by Coach-Net, this service provides you with 24/7 operational, technical and emergency road service coverage. Also included is towing, fuel delivery, jump starts, lockout service, tire changes, mobile mechanic and unlimited technical assistance. Anywhere. Anytime. Travel Easy™ is the security of knowing that help is an easy phone call away.



All information contained in this brochure is believed to be accurate at the time of publication. However, during the model year, it may be necessary to make revisions and Forest River, Inc., reserves the right to make all such changes without notice, including prices, colors, materials, equipment and specifications as well as the addition of new models and the discontinuance of models shown in this brochure. Therefore, please consult with your Forest River, Inc., dealer and confirm the existence of any materials, design or specifications that are material to your purchase decision.

To learn more about Coachmen RV and our products and see how Coachmen is leading the great outdoors, visit [www.coachmenrv.com](http://www.coachmenrv.com)

CUSTOMER SATISFACTION



[www.ForestRiverBuyLocal.com](http://www.ForestRiverBuyLocal.com)



**CATALINA**  
LEGACY HOMES



Learn More  
Scan this barcode using  
a QR Reader on your  
smart phone to learn  
more about Forest River.



YOUR CATALINA DEALER