

# Clipper

CAMPING TRAILERS



*Camping Made Easy*

 **Coachmen**  
Recreational Vehicles  
A Division of Forest River, Inc.



# Easy by Design

# Clipper



## Easy to Set Up, Use and Store

*Clipper's innovative, user-friendly system increases leisure time. Set up in five minutes and let the good times roll!*



The easy-to-use Canimex dual drive/dual purpose winch and drill bit, combined with a cordless drill, raises and lowers the roof in under 30 seconds. A manual override is provided.



The four heavy duty scissor-style stabilizing jacks extend and retract easily using a cordless drill and the Canimex drill bit.



This exclusive "Glide-N-Lock" cable supported bed system eliminates the need for support poles under the beds. Simply pull out the beds until they lock into place and install the tension rafter.



X-Cable technology adds additional stability to the roof and prevents over cranking of the roof.




There's no need to crawl across the beds to install the tension rafters. Clipper's exclusive two-piece tension rafter is another example of how Clipper makes camping easier.



The E-Z Swing Stepper Door with hydraulic assist, operates in seconds and provides the largest, most stable step platform in the industry.



Clipper's one piece entry door has an extra large adjustable privacy panel to let in fresh air and sunlight. (N/A 806LS)



Clipper's exclusive J-Track door latch maximizes stability by eliminating the flimsy nylon turn buttons traditionally used in securing the door to the roof.

## More Clipper Exclusive Features

### Four Layer Insulated Roof Braced for Air Conditioning.

- A. One Piece Seamless Fiberglass Skin
  - B. Luan Plywood Underlayment  
No one else includes the extra wood layer between the top skin and internal foam that provides stiffness and reduces the probability of damage due to hail, road debris, etc.
  - C. Foam Insulated Roof Structure
  - D. Vinyl Coated Ceiling  
Easy to clean and minimizes interior condensation
- Roof vent is placed off to the side so the A/C can be center-mounted without having to remove the vent. This design allows you to have both the vent and A/C.

### Wide Trac Suspension Better safety and stability on the road.

- Widest stance of any folding camper
- Improves towing safety and stability
- Stronger axle beams than most competitors
- Steel frame with powdercoat protection



Dexter®  
E-Z Lube®  
Axles

### Roof Side Z-Rail Channels water away.



1. Roof's Outside Skin
2. Body's Outside Skin
3. Water tight Seal
4. Z-Rail channels water away from wood

- Z-Rails on roof perimeter and sidewalls keep wood above water level collection points.
- Others use U channel where wood and water can come in contact at the bottom of the channel.
- Channels are kept open to allow water to run out like a gutter.
- Others attempt to seal channels to keep water out; when the seal is compromised, water will collect and cannot escape.



Clipper's Super Sliding Storage box enables full, easy accessibility even when the camper is set up. (Standard on Classic, Optional on V1).

### 4" E-Z Sleep Quilted Mattress

1-1/4" Laminated  
Insulated Bunkend



**COLD OUTSIDE AIR**

Clipper standard heated mattress  
(N/A on LS Series)

### 1-1/4" Laminated Insulated Bunkends

(N/A on LS Series)

- Two times thicker than others
- Solid wood, steel reinforced frame, with 1" thick high density foam, and laminated wood panels top and bottom
- More stable bed end vs. chipboard or spliced plywood
- Insulation improves comfort and warmth



**COLD OUTSIDE AIR**

Competition



Clipper's one-piece, 5/8" floor structure is stronger than the industry's standard 1/2". Automotive undercoating protects from the elements. Congoleum residential grade Diamondflor with 100% adhesion adds beauty and durability indoors. 3



Check Out Our  
Easy Set Up  
Video Here





*E-Z Roll, lined privacy drapes*

*X Cable technology stabilizes the roof and prevents overcranking*

**1285SST**

*Higher density foam enhances comfort and durability*



*Retractable clothes bar (Standard on Classic, V-Trec and Hardside models)*



*Powerful Fan-tastic power roof vent moves air like no other.*



*Jensen AM/FM/Bluetooth stereo with App control includes Interior/Exterior speakers (Standard on Classic, V-Trec and Hardside models)*



*Exterior grill (N/A on LS series)*



*The Goshen Stamping double-wide lift arm system offers strength, stability and increased wind resistance. (Limited lifetime warranty)*



*LED bunk end fan lights (N/A Hardside models)*

*The E-Z one-hand swing level galley gets you cookin' in no time! (Classic and V-Trec models)*





Long-lasting LED lighting brightens the interior

12RBST HW

## Easy To Enjoy!



Microwave with storage



# Clipper

Clipper hardside camping trailers provide more exterior storage space than any other model in its class. This extra large front storage deck has a removable, fully enclosed ABS box.



Experience a comfortable night's sleep with a Serta memory foam mattress.



The Create a Breeze fan circulates five times more air than a conventional 12 volt fan.



The Dometic Cool Cat 10, 150 BTU heat pump is standard on Clipper hardside camping trailers.

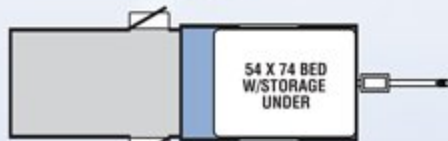


Double 20# LP Tanks with cover

## CLIPPER EXPRESS

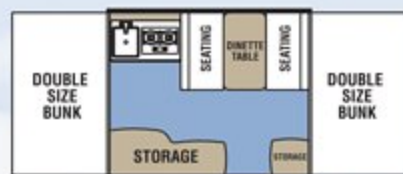


EXPRESS 9.0

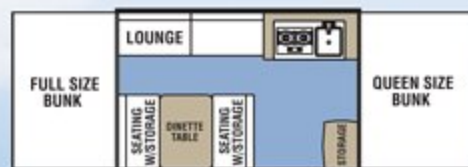


EXPRESS 180

## CLIPPER LS



806LS

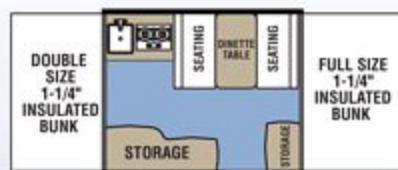


107LS



128LS

## CLIPPER SPORT



106



108ST

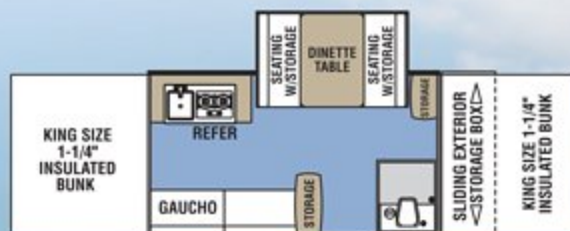


125ST



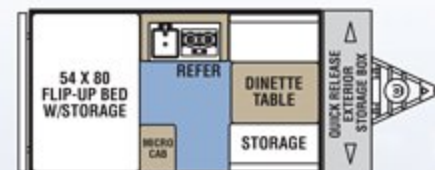
OPT. BATHROOM PACKAGE

## CLIPPER CLASSIC

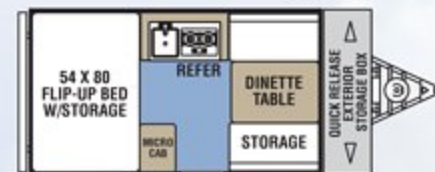


1285SS

## CLIPPER HARDSIDE

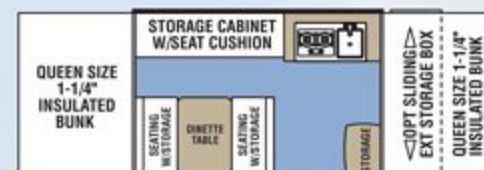


C12RBST

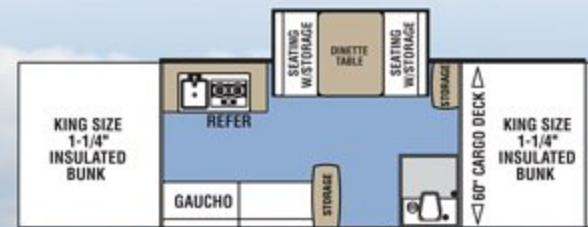


C12RBST HW

## CLIPPER V-TREC



V1



V3

Express

Classic

Hardside

*Clipper*

V-Trec



## Standard Features

CHASSIS	LS	S	C	H	V	E		LS	S	C	H	V	E		LS	S	C	H	V	E
Tubular Steel Frame	■	■	■	■	■	■	120 Volt GFI Exterior Recept (N/A 806LS)	■	■	■	■	■	12 Volt LED Interior Lights	■	■	■	■	■	■	
Dual Drive Winch by Canimex	■	■	■	■	■	■	Amber Patio Light (N/A 806LS)	■	■	■	■	■	120 Volt Interior outlets	■	■	■	■	■	■	
Heavy Duty Dolly Jack W/Wheel	■	■	■	■	■	■	"SST" Super Sliding Storage Compartment 1285SST (Optional on V1)	■	■	■	■	■	2 LED Bunk Fan/Lights	■	■	■	■	■	■	
Wide Trac Ultralube Spring Axle	■	■	■	■	■	■	Removable Exterior Storage Box (12RBST, 12RBSTHW)	■	■	■	■	■	Retractable Clothes Bar	■	■	■	■	■	■	
Wide Trac Ultralube Torsion Axle	■	■	■	■	■	■	Fan-tastic Power Roof Vent	■	■	■	■	■	Powder Coated Interior Tent Support Poles	■	■	■	■	■	■	
Electric Brakes	■	■	■	■	■	■	Tinted Safety Glass Windows	■	■	■	■	■	Jensen Bluetooth Stereo	■	■	■	■	■	■	
Radial Tires	■	■	■	■	■	■	A & E Awning	■	■	■	■	■								
Spare Tire & Carrier	■	■	■	■	■	■	INTERIOR													
Aluminum Rims	■	■	■	■	■	■	100% Adhesion Residential Grade Linoleum	■	■	■	■	■	Essentials Package:	■	■	■	■	■	■	
Scissor Style Jacks W/Pads (4)	■	■	■	■	■	■	Walnut Cabinetry	■	■	■	■	■	- 3-Way Dometic Refer 1.9 cu.ft. (2.5 cu ft. on Classic and V3)							
Goshen Lift System W/Double Arms	■	■	■	■	■	■	Mortise and Tenon Residential Cabinet Doors	■	■	■	■	■	- 20,000 BTU Furnace							
EXTERIOR							Residential Laminated Countertops	■	■	■	■	■	- A & E Awning							
"Zero Exposure" Bunk technology	■	■	■	■	■	■	Ultra Comfort 4" Heated Mattresses (N/A LS)	■	■	■	■	■	- Spare Tire, Carrier and Cover							
Laminated Aluminum Skin Walls	■	■	■	■	■	■	High Density Serta Mattresses	■	■	■	■	■	Thetford Modular Cassette Toilet W/Electric Flush (108ST, 125ST and V1)	■	■	■	■	■	■	
Laminated High Gloss Fiberglass Walls	■	■	■	■	■	■	Ultra Comfort 4" High Density Cushions	■	■	■	■	■	Thetford Porta Potti	■	■	■	■	■	■	
Diamond Plate Front and Rear Wall Protection	■	■	■	■	■	■	Vented Privacy Drapes (N/A LS Models)	■	■	■	■	■	Bed End Fan Light (1)	■	■	■	■	■	■	
E-Z Swing Stepper Door	■	■	■	■	■	■	E-Z Swing Galley with Drawer	■	■	■	■	■	Screen Room W/ Privacy Flaps	■	■	■	■	■	■	
One Piece Screen Door (N/A 806LS, Express)	■	■	■	■	■	■	Microwave	■	■	■	■	■	SST Super Sliding Storage Trunk (V1)	■	■	■	■	■	■	
4 Layer Laminated Seamless Fiberglass Roof Prebraced For A/C	■	■	■	■	■	■	Deep Bowl Acrylic Sink	■	■	■	■	■	13.5M Air Conditioner	■	■	■	■	■	■	
Exterior Wall Mount LP Grill	■	■	■	■	■	■	2 Burner High Output Range	■	■	■	■	■	40 Watt Zamp Portable Solar Panel	■	■	■	■	■	■	
VRX Sectionalized Tent W/Storm Cuff (Storm Cuff N/A 806LS)	■	■	■	■	■	■	12 Volt On Demand Water Pump	■	■	■	■	■	80 Watt Zamp Portable Solar Panel	■	■	■	■	■	■	
Laminated Insulated Bed Platforms (N/A LS)	■	■	■	■	■	■	Built-in Shower (1285SST and V3)	■	■	■	■	■	Bathroom Package (125ST Only)	■	■	■	■	■	■	
Glide-n-Lock Cable Supported Bed System	■	■	■	■	■	■	Thetford Cassette Toilet (1285SST and V3)	■	■	■	■	■	Bolt On Swivel Tongue Jack	■	■	■	■	■	■	
Above Floor 16 gallon Fresh Water Tank (106, 806LS and 107LS only)	■	■	■	■	■	■	DSI 6 Gallon Water Heater (108ST, 125ST, 1285SST, 12RBST, 12RBSTHW, V1 and V3)	■	■	■	■	■	"Jack It" Bike Rack	■	■	■	■	■	■	
23 Gallon Below Floor Fresh Water Tank	■	■	■	■	■	■	20,000 BTU Furnace	■	■	■	■	■	Toylok Cargo Security System	■	■	■	■	■	■	
27 Gallon Below Floor Fresh Water Tank	■	■	■	■	■	■	Three Way Dometic Refer 1.9 cu.ft.	■	■	■	■	■	Awning and Skirt Package	■	■	■	■	■	■	
25 Amp Converter W/Battery Charger (12 Amp on 806LS)	■	■	■	■	■	■	Dometic Cool Cat Heat Pump	■	■	■	■	■								
							Skylights W/Night Shades	■	■	■	■	■								

LS = LS Series ■ S = Sport ■ C = Classic  
H = Hardside ■ V = V-Trec ■ E = Express

## Clipper Specifications

MODEL	Express		LS Model			Sport			Classic	Classic Hardside			V-Trec	
	EXPRESS 9.0	EXPRESS 180	806LS	107LS	128LS	106	108ST	125ST	1285SST	C12RBST	C12RBSTHW	V1	V3	
Interior Box Size:	9'	7'6"	8'	10'	12'	8'6"	10'	12'	12'	12'	12'	10'	12'	
Travel Length:	12'11"	12'4"	12'2"	14'2"	18'3"	12'8"	16'4"	18'3"	18'5"	20'2"	20.2	16'9"	21'4"	
Travel Width:	79"	60"	85"	85"	85"	85"	85"	85"	85"	88"	88"	85"	85"	
Travel Height:	50 1/2"	53"	54"	58"	58"	56"	58"	58"	55"	59"	59"	65"	65"	
Interior Open Length:	9'	14'5"	16'11"	20'5"	23'5"	17'11"	20'9"	24'5"	24'5"	12'	12'	20'5"	24'5"	
Interior Open Height:	100"	86"	6'10"	6'10"	6'10"	6'10"	6'10"	6'10"	6'10"	95"	95"	6'10"	6'10"	
Sleeping Capacity:	2	2	6	7	8	6	7	8	6	4	4	6	6	
Front Sleeping Area:	54" x 74"	54" x 74"	48" x 80"	58" x 80"	70" x 80"	54" x 80"	58" x 80"	70" x 80"	70" x 80"	N/A	N/A	58" x 80"	70" x 80"	
Rear Sleeping Area:	N/A	N/A	48" x 80"	54" x 80"	58" x 80"	48" x 80"	58" x 80"	70" x 80"	70" x 80"	54" x 80"	54" x 80"	58" x 80"	70" x 80"	
Dinette Area:	N/A	N/A	38" x 64"	38" x 70"	38" x 70"	38" x 64"	38" x 70"	38" x 70"	41" x 74"	45" x 80"	45" x 80"	38" x 70"	41" x 74"	
"U" Dinette	N/A	N/A	N/A	N/A	42" x 80"	N/A	N/A	N/A	N/A	N/A	N/A	N/A	N/A	
Lounge Area:	N/A	N/A	N/A	80"	N/A	N/A	N/A	N/A	N/A	N/A	N/A	N/A	N/A	
Sofa Bed:	N/A	N/A	N/A	N/A	N/A	N/A	N/A	34" x 76"	40" x 72"	N/A	N/A	N/A	N/A	
Radial Tire Size:	ST145R12	ST145R12	ST145R12	ST145R12	ST185/80R13	ST145R12	ST185/80R13	ST185/80R13	ST185/80R13	ST185/80R13	ST185/80R13	LT235/75R15	LT235/75R15	
Tire Load Range:	D	D	5 Bolt C	5 Bolt C	5 Bolt D	5 Bolt C	5 Bolt D	5 Bolt D	5 Bolt D	5 Bolt D	5 Bolt D	5 Bolt C	5 Bolt C	
Hitch Weight (lbs./Kg.):	73/33	105/48	120/55	210/95	220/100	116/53	187/85	243/109	282/128	320/145	337/153	252/114	420/191	
Axle Weight (lbs./Kg.):	590/268	717/325	1138/51	1576/715	1962/890	1338/607	1667/756	2083/938	2403/1090	1845/837	1893/859	1981/892	2700/1225	
Dry Weight (lbs./Kg.):	663/301	822/373	1305/591	1786/810	2182/990	1503/682	1863/845	2326/1048	2702/1226	2165/982	2230/1011	2233/1013	3065/1390	
Cargo Capacity (lbs./Kg.):	610/277	483/219	778/353	514/233	1353/614	813/369	824/374	1120/505	800/363	1453/659	1493/677	1519/689	1325/601	
GVWR (lbs./Kg.):	1273/577.5	1305/592	2098/952	2300/1043	3535/1603	2096/951	2702/1227	3463/1560	3502/1588	3635/1649	3757/1704	3994/1799	4380/1987	
Coupler Size:	1-7/8"	1-7/8"	2"	2"	2"	2"	2"	2"	2"	2"	2"	2-5/16"	2-5/16"	

\*Weights shown are approximate. †Estimated Average based on standard build optional equipment. All weights shown are in Pounds/Kilograms.

# Clipper



## V-Trec Camping Trailers

### Heavy Duty Construction sets V-Trec by Clipper Apart!

5" Tube Frame ■ Reinforced Diamond Plate Front Deck ■ 4000 Lb. Heavy Duty Leaf Spring Axle for Heavy Cargo Capacity

### The Coachmen Advantage



#### Coachmen Interactive Mobile Manuals

Download your Coachmen mobile app or visit our dynamic online manual to enhance your ownership experience. These interactive options provide incredible ease and insight into use, maintenance and enjoyment of your Coachmen product. Ranging from "How-To" videos, pictures and illustrations of various components, systems and features to fully searchable content and downloadable PDFs for individual component owner's manuals, answers are always just a click away.



#### Travel Easy™ Roadside Assistance

RVing is easier with Coachmen's Travel Easy™ Roadside Assistance provided FREE the first year of ownership to those who purchase a New Coachmen RV. Administered by Coach-Net, this service provides you with 24/7 operational, technical and emergency road service

coverage. Also included is towing, fuel delivery, jump starts, lockout service, tire changes, mobile mechanic and unlimited technical assistance. Anywhere. Anytime. Travel Easy™ is the security of knowing that help is an easy phone call away.



#### Big benefits for new owners – FREE One Year Membership in the Coachmen Owners Association!

Coachmen is proud to sponsor the largest manufacturer sponsored camping club in North America...Coachmen Owners' Association (COA). COA provides you a world of ways to enjoy your RV. This is FUN ON OVERDRIVE and provides: Free Trip Routing, Exciting Tours & Rallies, Free Campground Directory, Local/State Club Activities, Easy RVing Magazine Free, Theme Park Discounts, Fuel Discounts, Free onebigplanet® Memberships with discounts at 180,000 merchants and Much More! Every new Coachmen RV buyer is eligible for a 1 Year FREE membership in the Coachmen Owners' Association. It all adds up to an easy ownership experience!



[www.ForestRiverBuyLocal.com](http://www.ForestRiverBuyLocal.com)



Learn More  
Scan this barcode using a QR Reader on your smart phone to learn more about Forest River.



### Your Clipper RV Dealer

#### LIMITED WARRANTY

- Lift System – Lifetime
- Vinyl Tent – 5 Years
- Roll-out System – 5 Years
- Roof Assembly – 5 Years
- Roof Exterior – 2 Years
- Dexter® E-Z Lube Axle – 5 Years
- Refrigerator – 3 Years
- Plumbing System – 10/25 Years
- Electronic Converter – 2 Years



## Coachmen®

### Recreational Vehicles

A division of Forest River, Inc.

#### Clipper RV

580 West Burr Oak Street ■ P.O. Box 549 ■ Centreville, MI 49032 ■ 269-467-6321

To learn more about Coachmen RV and our products and see how Coachmen is making the easy life easier, visit [www.coachmenrv.com](http://www.coachmenrv.com) or call 1.800.353.7383.

**GVWR (Gross Vehicle Weight Rating)** - is the maximum permissible weight of the unit when fully loaded. It includes all weights, inclusive of all fluids, cargo, optional equipment and accessories. For safety and product performance do NOT exceed the GVWR.

**GAWR (Gross Axle Weight Rating)** - is the maximum permissible weight, including cargo, fluids, optional equipment and accessories that can be safely supported by a combination of all axes.

**UVW (Unloaded Vehicle Weight)\*\*** - is the typical weight of the unit as manufactured at the factory. It includes all weight at the unit's axle(s) and tongue or pin and LP Gas. The UVW does not include cargo, fresh potable water, additional optional equipment or dealer installed accessories.

**CCC (Cargo Carrying Capacity)\*\*** - is the amount of weight available for fresh potable water, cargo, additional optional equipment and accessories. CCC is equal to GVWR minus UVW. Available CCC should accommodate fresh potable water (8.3 lbs. per gallon). Before filling the fresh water tank, empty the black and gray tanks to provide for more cargo capacity.

\*Estimated Average based on standard build optional equipment.

\*\* Estimated average based on standard build optional equipment.

Each Forest River RV is weighed at the manufacturing facility prior to shipping. A label identifying the unloaded vehicle weight of the actual unit and the cargo carrying capacity is applied to every Forest River RV prior to leaving our facilities. The load capacity of your unit is designated by weight, not by volume, so you cannot necessarily use all available space when loading your unit.

All information contained in this brochure is believed to be accurate at the time of publication. However, during the model year, it may be necessary to make revisions and Forest River, Inc., reserves the right to make all such changes without notice, including prices, colors, materials, equipment and specifications as well as the addition of new models and the discontinuance of models shown in this brochure. Therefore, please consult with your Forest River dealer and confirm the existence of any materials, design or specifications that are material to your purchase decision. ©2015 Clipper by Coachmen, a Division of Forest River, Inc., a Berkshire Hathaway company. All Rights Reserved. 12/15

