

CROSSROADS

# CAMEO



**CROSSROADS**  
*Recreational Vehicles*

# CAMEO



# CAMEO



CE-3701RD Kitchen

**Cameo: a household  
name since 1968**

With luxurious living, Cameo meets the highest standards of excellence that continue to please thousands of loyal customers.

# CAMEO



CE-3701RD Kitchen

## **Cameo: a household name since 1968**

With luxurious living, Cameo meets the highest standards of excellence that continue to please thousands of loyal customers.

# Quality, Uniqueness and Convenience

Cameo transfers its elegant and prestigious exterior to the interior as well.



*CE-3701RD  
Dining Area*



*CE-3701RD  
Living Area*



*CE-3701RD Bedroom*



*CE-3801RL Bedroom  
Wardrobe Slide*

# Quality, Uniqueness and Convenience

Cameo transfers its elegant and prestigious exterior to the interior as well.



CE-3701RD  
Dining Area



CE-3701RD  
Living Area



CE-3701RD Bedroom



CE-3801RL Bedroom  
Wardrobe Slide



# CAMEO



## At-Home Comfort in Every Inch.

1. 3" Lighted Crown Molding
2. Oversized Panoramic Windows
3. Residential Refrigerator
4. Free Standing Table & Chairs
5. Oversized Pantry

*CE-3701RD Kitchen in Matterhorn Decor Shown Above*

# CAMEO



## At-Home Comfort in Every Inch.

1. 3" Lighted Crown Molding
2. Oversized Panoramic Windows
3. Residential Refrigerator
4. Free Standing Table & Chairs
5. Oversized Pantry

*CE-3701RD Kitchen in Matterhorn Decor Shown Above*






**3701RD Kitchen**  
Full Size Chef's Pantry



**IN-Command Smart Automation System**

## FABRIC OPTIONS



**Everest**



**Matterhorn**



**McKinley**



**Cameo's Master Suite**

**3801RL Bedroom**  
with Opposing Slides & Day Bed Lounge w/ Front Windshield


# FABRIC OPTIONS



**3701RD Kitchen**  
Full Size Chef's Pantry



**iN-Command Smart Automation System**



**Everest**



**Matterhorn**



**Cameo's Master Suite**

**3801RL Bedroom**  
with Opposing Slides & Day Bed Lounge w/ Front Windshield



**McKinley**



## Unique Space & Comfort

With 5 floorplans to choose from, you're sure to find the right fit for your family!

## FLOORPLANS & SPECS

The "1" at the end of the model number denotes a residential refrigerator.

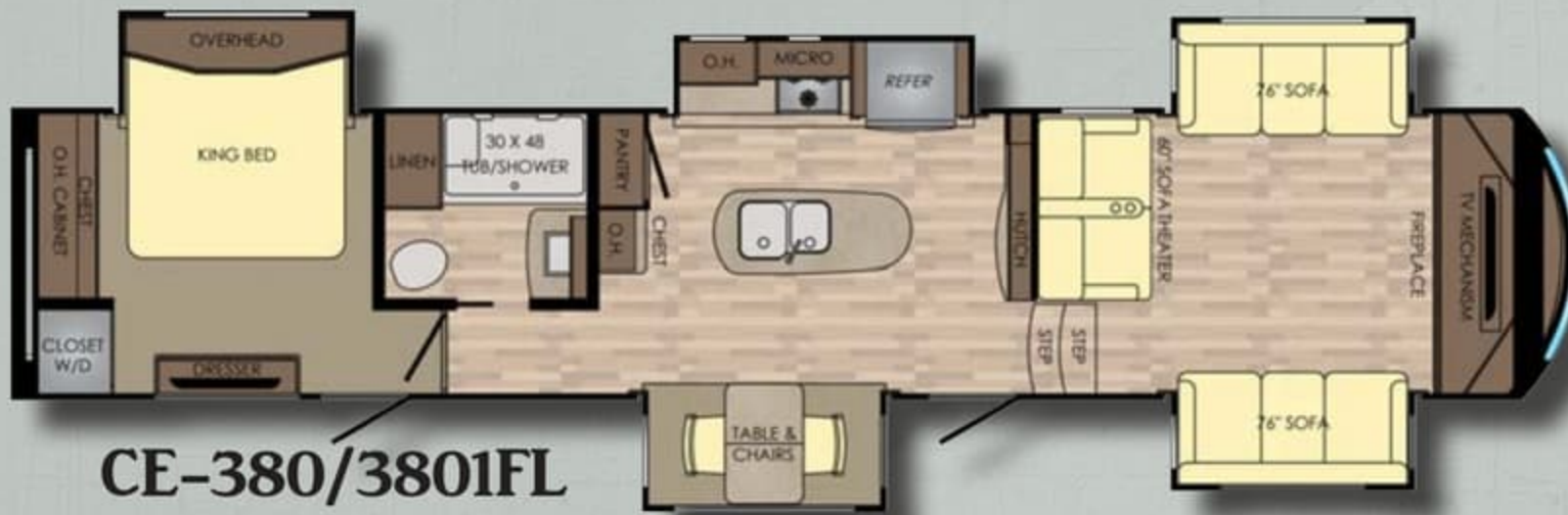
MODEL	CE-330/3301RL	CE-370/3701RD	CE-380/3801FL	CE-380/3801RL	CE-370/3701DB
DRY WEIGHT	11822	13814	13806	13404	TBD
GVWR	16155	16860	17050	17040	TBD
CARRYING CAP.	4333	3046	3244	3636	TBD
HITCH WEIGHT	2158	2862	3052	3042	TBD
LENGTH	35' 2"	41' 5"	42' 1"	40' 0"	TBD
EXT. HEIGHT WITH A/C	13' 3"	13' 3"	13' 3"	13' 3"	TBD
FRESH WATER	62 Gal	62 Gal	62 Gal	62 Gal	TBD
BLACK WATER	44 Gal	45 Gal	45 Gal	45 Gal	TBD
GRAY WATER	89 Gal	88 Gal	136 Gal	88 Gal	TBD
TIRE SIZE	ST235/80R16E	ST235/80R16E	ST235/80R16E	ST235/80R16E	TBD



**CE-330/3301RL**



**CE-370/3701RD**



**CE-380/3801FL**



**CE-380/3801RL**



**CE-370/3701DB**

## Unique Space & Comfort

With 5 floorplans to choose from, you're sure to find the right fit for your family!

## FLOORPLANS & SPECS

The "1" at the end of the model number denotes a residential refrigerator.

MODEL	CE-330/3301RL	CE-370/3701RD	CE-380/3801FL	CE-380/3801RL	CE-370/3701DB
DRY WEIGHT	11822	13814	13806	13404	TBD
GVWR	16155	16860	17050	17040	TBD
CARRYING CAP.	4333	3046	3244	3636	TBD
HITCH WEIGHT	2158	2862	3052	3042	TBD
LENGTH	35' 2"	41' 5"	42' 1"	40' 0"	TBD
EXT. HEIGHT WITH A/C	13' 3"	13' 3"	13' 3"	13' 3"	TBD
FRESH WATER	62 Gal	62 Gal	62 Gal	62 Gal	TBD
BLACK WATER	44 Gal	45 Gal	45 Gal	45 Gal	TBD
GRAY WATER	89 Gal	88 Gal	136 Gal	88 Gal	TBD
TIRE SIZE	ST235/80R16E	ST235/80R16E	ST235/80R16E	ST235/80R16E	TBD

# STANDARDS AND OPTIONS

# CAMEO

## STANDARDS

### CABINETS

- Maple Hardwood Cabinets
- Full Extension Ball Bearing Drawer Glides
- Hidden Hinges

### EXTERIOR DESIGN

- Wireless Backup Camera Prep
- MORryde Rubber Pin Box
- Aerodynamic Profile
- Increased Turning Radius
- LED Hitch Pin Light for Easy Hookup
- Large Exterior Scare Light

### EXTERNAL DOCKING STATION

- Exterior Hot/Cold Shower
- City Water Hook Up
- Black Tank Flush System
- Cable TV & Satellite Hook-Ups
- All Tank Pull Handles
- Winterization Valve
- 110v Outlet
- Water Pump - on/off Switch

### EXTERNAL STORAGE

- Slam Latch Baggage Doors w/ Magnetic Catches
- Tough Ply Floor Covering
- Pass Through Storage
- Additional Utility Storage
- Bauer Keyed Alike System Throughout

### FLOOR CONSTRUCTION

- 5/8" Floor Decking
- 3" Aluminum Framing - 11" on Center
- Seamless Residential Heat Ducts
- Enclosed & Heated Water Lines

### WALL CONSTRUCTION

- 2" Laminated Sidewall
- High Gloss Gel Coat Fiberglass Exterior
- EGS Steel Backers for Cabinets

### ROOF CONSTRUCTION

- 5" Stamped Steel Galvanized Roof Trusses
- Double Truss at each A/C
- 3/8" Roof Decking
- Full Walk-on Roof
- 5" Radius Metal Roof Cap
- One Piece Alpha Ply II Roof Material

### WINDOWS

- Flush Mount Frameless Exterior Windows
- 80% Deep Dark Tint
- 100% UV Protectant

### FRAME/TIRES/SUSPENSION

- 16" E-Range Tires
- 8 Lug Aluminum Rims
- 2" Self Adjusting Brakes
- 16" E-Range Spare Tire
- MORryde Pin Box
- Hydraulic Slide-Out
- 12" I-Beam Frame w/ 10" I-Beam Drop
- 7,000lb Axles
- Hydraulic 6pt w/ 1 Touch Auto Level
- Aluminum Quad Entry Step
- 2" Receiver Hitch
- MORryde CRE 3000 Suspension w/ Wet Bolt

### TANKS/LP GAS SYSTEM

- (2) 30lb LP Bottles w/ Auto Change Over
- 62 Gallon Fresh Water
- 88 Gallon Grey Water (VBM)
- 45 Gallon Black Water (VBM)

### ENTRY CLOSET

- Coat & Boot Closet w/ Hooks
- iN-Command System Access

### POWER

- iN-Command Smart Automation System
- Solar Prep
- Progressive 90 Amp/12V DC Converter
- 50 Amp Detachable Power Cord
- Dual Battery Box
- 110V Exterior Receptacle
- Battery Disconnect Switch
- 1,000 Watt Inverter w/ Residential Refer

### HEAT & A/C

- Seamless One Piece in-Floor Duct
- 35,000 BTU Furnace
- Heat & A/C Duct in Bathroom
- 15,000 BTU A/C in Living Room & Kitchen
- 15,000 BTU A/C w/ Heat Pump in Bedroom & Bathroom
- Quiet Residential A/C Returns
- New Flat Front Fireplace w/ LED Accents Heats 1,000 ft<sup>2</sup>

### SLIDE ROOMS

- 7' Slide Room Interior Height
- Hydraulic Operation w/ Manual Override
- Selector Valves for Slide Rooms

### ENTERTAINMENT

- 55" HD TV in Living Room
- Multi-Zone Audio/Video Soundbar w/ Sub
- Pre-Wired for Winegard Satellite Systems
- (2) Marine Grade Exterior Speakers in Sidewalls
- Samsung Blu-Ray Player

### APPLIANCES

- Residential Refrigerator w/ 1000W Inverter
- 3 Burner Flush Mount Stove w/ Glass Cover
- 22" Deluxe Baker's Oven
- 30" OTR Microwave w/ Exhaust Fan
- 12 Gallon Gas/Electric DSI Water Heater
- Central Vac

### INTERIOR/LIGHTING

- 5" Round LED Ceiling Lights
- 4" Round LED Accent Lights
- Pendant Kitchen Light w/ Ceiling Accents
- Decorative Dinette Fixture

### KITCHEN

- LG Solid Surface Sink Covers
- Stainless Steel 60/40 Double Sink Basin
- Pots & Pans Storage
- 13 Gal Trash Can
- Large Residential Pantry
- High Rise Faucet w/ Pull Out Spray Hose
- Max Air Fan

### LIVING ROOM

- 84" Residential Sleeper Sofa (Converts to King Bed) (VBM)
- 5 Function Tru-Sit Heated & Massage Theatre Seating w/ Hot/Cold Drink Holders
- Night Shades Throughout

### BEDROOM

- King Bed
- Exclusive Dual Opposing Bedroom Slides - "Master Suites" (380/3801RL)
- 32" LED HD TV in Bedroom
- Night Roller Shades in Bedroom
- 2 Night Stands Each w/ a 110V Outlet
- i-Cool Memory Foam Mattress

### CLOSET

- Spacious Walk in w/ Built in Shelving
- Prepped for W/D

### BATHROOM

- 1 Piece Fiberglass Shower
- Porcelain Foot Flush Toilet
- Large Mirrored Medicine Cabinet
- Domed Skylight in Shower
- Large Linen Closet
- Adjustable Shower Head

## OPTIONS

- Induction Cooktop
- Convection Microwave
- 18 ft<sup>3</sup>. "RV" Refer ipo Residential Refrigerator
- Dual Pane Windows
- Generator Prep
- 5.5 Onan LP Marquis Gold (includes gen prep)
- Heating Pads for Holding Tanks
- Max Air Power Vent in Bathroom

## LUXURY TOURING PACKAGE

- Power Awning w/ LED Light
- 15K BTU Quiet A/C
- 55" LED TV w/ Soundbar in Living Room
- 32" LED TV in Bedroom
- Recessed LED Lighting Throughout
- Night Roller Shades
- 30# LP Tanks
- Washer/Dryer Prep
- Black Tank Flush
- Enclosed Heated Holding Tanks
- 30" OTR Microwave,
- Tinted Frameless Windows
- 50 Amp Service w/90 Amp Converter
- i-Cool Memory Foam Mattress
- MORryde Rubber Pin Box
- MORryde CRE 3000 Suspension System

# STANDARDS AND OPTIONS

# CAMEO

## STANDARDS

### CABINETS

- Maple Hardwood Cabinets
- Full Extension Ball Bearing Drawer Glides
- Hidden Hinges

### EXTERIOR DESIGN

- Wireless Backup Camera Prep
- MORryde Rubber Pin Box
- Aerodynamic Profile
- Increased Turning Radius
- LED Hitch Pin Light for Easy Hookup
- Large Exterior Scare Light

### EXTERNAL DOCKING STATION

- Exterior Hot/Cold Shower
- City Water Hook Up
- Black Tank Flush System
- Cable TV & Satellite Hook-Ups
- All Tank Pull Handles
- Winterization Valve
- 110v Outlet
- Water Pump - on/off Switch

### EXTERNAL STORAGE

- Slam Latch Baggage Doors w/ Magnetic Catches
- Tough Ply Floor Covering
- Pass Through Storage
- Additional Utility Storage
- Bauer Keyed Alike System Throughout

### FLOOR CONSTRUCTION

- 5/8" Floor Decking
- 3" Aluminum Framing - 11" on Center
- Seamless Residential Heat Ducts
- Enclosed & Heated Water Lines

### WALL CONSTRUCTION

- 2" Laminated Sidewall
- High Gloss Gel Coat Fiberglass Exterior
- EGS Steel Backers for Cabinets

### ROOF CONSTRUCTION

- 5" Stamped Steel Galvanized Roof Trusses
- Double Truss at each A/C
- 3/8" Roof Decking
- Full Walk-on Roof
- 5" Radius Metal Roof Cap
- One Piece Alpha Ply II Roof Material

### WINDOWS

- Flush Mount Frameless Exterior Windows
- 80% Deep Dark Tint
- 100% UV Protectant

### FRAME/TIRES/SUSPENSION

- 16" E-Range Tires
- 8 Lug Aluminum Rims
- 2" Self Adjusting Brakes
- 16" E-Range Spare Tire
- MORryde Pin Box
- Hydraulic Slide-Out
- 12" I-Beam Frame w/ 10" I-Beam Drop
- 7,000lb Axles
- Hydraulic 6pt w/ 1 Touch Auto Level
- Aluminum Quad Entry Step
- 2" Receiver Hitch
- MORryde CRE 3000 Suspension w/ Wet Bolt

### TANKS/LP GAS SYSTEM

- (2) 30lb LP Bottles w/ Auto Change Over
- 62 Gallon Fresh Water
- 88 Gallon Grey Water (VBM)
- 45 Gallon Black Water (VBM)

### ENTRY CLOSET

- Coat & Boot Closet w/ Hooks
- iN-Command System Access

### POWER

- iN-Command Smart Automation System
- Solar Prep
- Progressive 90 Amp/12V DC Converter
- 50 Amp Detachable Power Cord
- Dual Battery Box
- 110V Exterior Receptacle
- Battery Disconnect Switch
- 1,000 Watt Inverter w/ Residential Refer

### HEAT & A/C

- Seamless One Piece in-Floor Duct
- 35,000 BTU Furnace
- Heat & A/C Duct in Bathroom
- 15,000 BTU A/C in Living Room & Kitchen
- 15,000 BTU A/C w/ Heat Pump in Bedroom & Bathroom
- Quiet Residential A/C Returns
- New Flat Front Fireplace w/ LED Accents Heats 1,000 ft<sup>2</sup>

### SLIDE ROOMS

- 7' Slide Room Interior Height
- Hydraulic Operation w/ Manual Override
- Selector Valves for Slide Rooms

### ENTERTAINMENT

- 55" HD TV in Living Room
- Multi-Zone Audio/Video Soundbar w/ Sub
- Pre-Wired for Winegard Satellite Systems
- (2) Marine Grade Exterior Speakers in Sidewalls
- Samsung Blu-Ray Player

### APPLIANCES

- Residential Refrigerator w/ 1000W Inverter
- 3 Burner Flush Mount Stove w/ Glass Cover
- 22" Deluxe Baker's Oven
- 30" OTR Microwave w/ Exhaust Fan
- 12 Gallon Gas/Electric DSI Water Heater
- Central Vac

### INTERIOR/LIGHTING

- 5" Round LED Ceiling Lights
- 4" Round LED Accent Lights
- Pendant Kitchen Light w/ Ceiling Accents
- Decorative Dinette Fixture

### KITCHEN

- LG Solid Surface Sink Covers
- Stainless Steel 60/40 Double Sink Basin
- Pots & Pans Storage
- 13 Gal Trash Can
- Large Residential Pantry
- High Rise Faucet w/ Pull Out Spray Hose
- Max Air Fan

### LIVING ROOM

- 84" Residential Sleeper Sofa (Converts to King Bed) (VBM)
- 5 Function Tru-Sit Heated & Massage Theatre Seating w/ Hot/Cold Drink Holders
- Night Shades Throughout

### BEDROOM

- King Bed
- Exclusive Dual Opposing Bedroom Slides - "Master Suites" (380/3801RL)
- 32" LED HD TV in Bedroom
- Night Roller Shades in Bedroom
- 2 Night Stands Each w/ a 110V Outlet
- I-Cool Memory Foam Mattress

### CLOSET

- Spacious Walk in w/ Built in Shelving
- Prepped for W/D

### BATHROOM

- 1 Piece Fiberglass Shower
- Porcelain Foot Flush Toilet
- Large Mirrored Medicine Cabinet
- Domed Skylight in Shower
- Large Linen Closet
- Adjustable Shower Head

## OPTIONS

- Induction Cooktop
- Convection Microwave
- 18 ft<sup>3</sup>. "RV" Refer ipo Residential Refrigerator
- Dual Pane Windows
- Generator Prep
- 5.5 Onan LP Marquis Gold (includes gen prep)
- Heating Pads for Holding Tanks
- Max Air Power Vent in Bathroom

## LUXURY TOURING PACKAGE

- Power Awning w/ LED Light
- 15K BTU Quiet A/C
- 55" LED TV w/ Soundbar in Living Room
- 32" LED TV in Bedroom
- Recessed LED Lighting Throughout
- Night Roller Shades
- 30# LP Tanks
- Washer/Dryer Prep
- Black Tank Flush
- Enclosed Heated Holding Tanks
- 30" OTR Microwave,
- Tinted Frameless Windows
- 50 Amp Service w/90 Amp Converter
- I-Cool Memory Foam Mattress
- MORryde Rubber Pin Box
- MORryde CRE 3000 Suspension System

# CAMEO

CrossRoads RV offers a one year limited warranty on all products from the date of purchase. This applies to units sold in the United States and Canada by authorized CrossRoads Dealers.

There are few brands in the RV Industry as iconic as Cameo. For generations Cameo has stood as the choice for hard-working individuals who are ready to enjoy the fruit of their labor.

In continuing that tradition, the new Cameo offers industry leading 4 season construction, best-in-class innovation and amenities, and designer inspired decors.



*Choose camping the way it should be.*  
**Choose Cameo.**

[www.crossroadsrv.com](http://www.crossroadsrv.com) • 1140 W. Lake St Topeka, IN 46571 • (260) 593 - 3850

DISCLAIMER: Product information is as accurate as possible as of the date of publication of this brochure. All features, floor plans, and specifications in this brochure are subject to change without notice. Please also consult CrossRoads' web site at [www.crossroadsrv.com](http://www.crossroadsrv.com) for more current product information and specifications. Tow Vehicle Disclaimer. CAUTION: Owners of CrossRoads recreational vehicles are solely responsible for the selection and proper use of tow vehicles. All customers should consult with a motor vehicle manufacturer or their dealer concerning the purchase and use of suitable tow vehicles for CrossRoads products. CrossRoads disclaims any liability or damages suffered as a result of the selection, operation, use or misuse of a tow vehicle. CROSSROADS' LIMITED WARRANTY DOES NOT COVER DAMAGE TO THE RECREATIONAL VEHICLE OR THE TOW VEHICLE AS A RESULT OF THE SELECTION, OPERATION, USE OR MISUSE OF THE TOW VEHICLE. REFERENCE CROSSROADS RV COMPANY OWNERS MANUAL FOR LIMITED WARRANTY DETAILS. \*Length is defined as the distance from the centerline of hitch pin/coupler to rear bumper of trailer.



# CAMEO

CrossRoads RV offers a one year limited warranty on all products from the date of purchase. This applies to units sold in the United States and Canada by authorized CrossRoads Dealers.

There are few brands in the RV Industry as iconic as Cameo. For generations Cameo has stood as the choice for hard-working individuals who are ready to enjoy the fruit of their labor.

In continuing that tradition, the new Cameo offers industry leading 4 season construction, best-in-class innovation and amenities, and designer inspired decors.



*Choose camping the way it should be.*  
**Choose Cameo.**

[www.crossroadsrv.com](http://www.crossroadsrv.com) • 1140 W. Lake St Topeka, IN 46571 • (260) 593 - 3850

DISCLAIMER: Product information is as accurate as possible as of the date of publication of this brochure. All features, floor plans, and specifications in this brochure are subject to change without notice. Please also consult CrossRoads' web site at [www.crossroadsrv.com](http://www.crossroadsrv.com) for more current product information and specifications. Tow Vehicle Disclaimer. CAUTION: Owners of CrossRoads recreational vehicles are solely responsible for the selection and proper use of tow vehicles. All customers should consult with a motor vehicle manufacturer or their dealer concerning the purchase and use of suitable tow vehicles for CrossRoads products. CrossRoads disclaims any liability or damages suffered as a result of the selection, operation, use or misuse of a tow vehicle. CROSSROADS' LIMITED WARRANTY DOES NOT COVER DAMAGE TO THE RECREATIONAL VEHICLE OR THE TOW VEHICLE AS A RESULT OF THE SELECTION, OPERATION, USE OR MISUSE OF THE TOW VEHICLE. REFERENCE CROSSROADS RV COMPANY OWNERS MANUAL FOR LIMITED WARRANTY DETAILS. \*Length is defined as the distance from the centerline of hitch pin/coupler to rear bumper of trailer.

