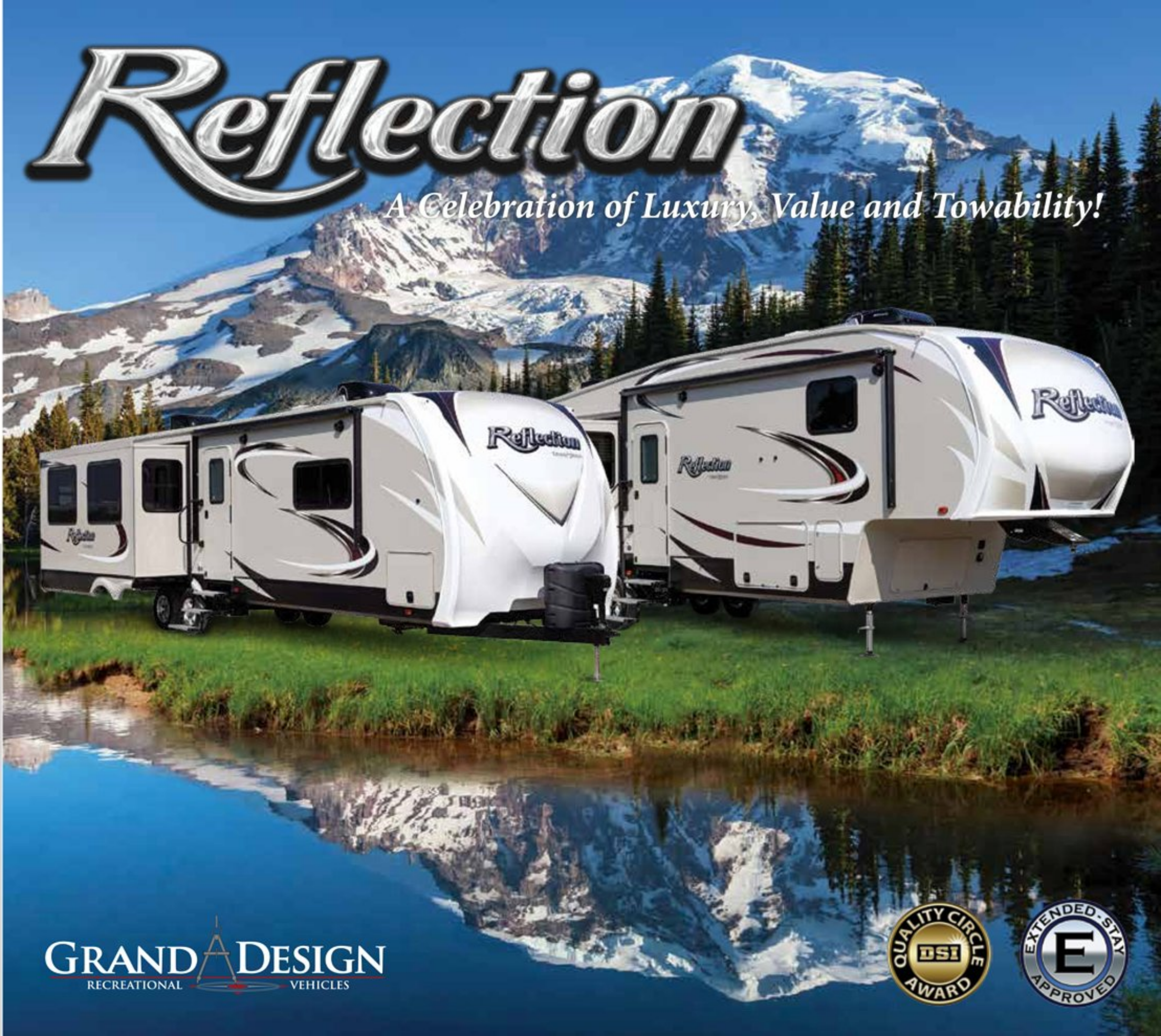


REFLECTION FIFTH WHEELS & TRAVEL TRAILERS

Reflection

A Celebration of Luxury, Value and Towability!



Reflection

By Grand Design

GRAND DESIGN
RECREATIONAL VEHICLES



Reflection

Reflection's combination of luxury, value, and towability in one amazing package continues to exceed the expectations of our retail customers. Our industry leading pursuit of quality and commitment to building around the needs of our retail customers is what drives Reflection to the top of its class.



303RLS, 337RLS

318RST, 337RLS, 357BHS, 367BHS





367BHS



367BHS



367BHS



318RST, 337RLS, 357BHS, 367BHS

FEATURES



TRI-FOLD HIDE-A-BED





Class Leading Pantry Storage

TELESCOPING TV (30BH)




Universal Docking Station

Reflection



22" Oven



Exterior Step Light



9" Elephant Pads



2" Receiver



Interior Step Light



Unobstructed Pass Through Storage

TOP 10 FEATURES

ALUMINUM ENTRY STEPS

Easy open...won't rust or bind



UNIVERSAL DOCKING STATION

All-in-one heated location with EZ winterization system



GOURMET KITCHEN

Solid surface countertops, under-mount stainless steel sink & high rise faucet w/ pull down sprayer



ARCTIC 4-SEASONS PACKAGE

R-40 roof, R-24 slide floors, R-9 walls, R-30 floor with vented attic



LED LIGHTING

Motion Sensors in key areas so no searching for light switches in the dark



PASS THROUGH STORAGE

Unobstructed storage area with slam latch baggage doors and magnetic catches



DUCTLESS FLOORING

No in floor vent covers to collect dirt and debris



ONE TOUCH AUTO LEVELING

Leveling by the press of a button



REAL HARDWOOD CABINETS

Solid maple cabinetry, facia and moldings



UNPARALLELED QUALITY

100% of units pre-delivery inspected at the factory and have a 3 year limited structural warranty



FIFTH WHEELS

Reflection



303RLS



337RLS



318RST



357BHS



323BHS



367BHS

	FIFTH WHEELS						SUPER-LITE FIFTH WHEELS			TRAVEL TRAILERS	
	303RLS	318RST	323BHS	337RLS	357BHS	367BHS	27RL	29RS	30BH	308BHTS	313RLTS
UVW (lbs.)**	9,125	10,297	10,708	10,570	12,422	12,474	8,150	8,515	9,105	8,348	8,596
Hitch Weight (lbs.)	1,660	2,194	1,980	2,090	2,598	2,665	1,516	1,498	1,625	940	1,146
Length	32' 5"	34' 4"	36' 10"	35' 6"	41' 0"	41' 0"	30' 11"	30' 11"	33' 5"	36' 7"	37' 3"
Height*	12' 0"	12' 6"	12' 0"	12' 6"	12' 6"	12' 6"	12' 0"	12' 0"	12' 0"	11' 4"	11' 4"
Fresh Water (gal.)	60	60	60	60	60	60	60	60	60	60	60
Gray Water (gal.)	75	75	75	75	86	86	75	75	86	75	104
Waste Water (gal.)	43	43	43	43	86	43	43	43	43	43	43

* Optional 2nd AC adds additional height (FW)

** Based on average

Because of our commitment to continuous product improvement, Grand Design Recreational Vehicles reserves the right to change components, standards, options, specifications, and materials without notice and at any time. Photos may show optional equipment which may not be included in the standard purchase price of the featured unit. Be sure to review current product details with your local dealer before purchasing.



EXTERIOR STANDARDS

- Aerodynamic Front Cap with Max Turn Radius
- Marine Grade LED Hitch Light (FW)
- LED "Night Lights" Under Bedroom Slide (FW)
- EQUA-FLEX Rubberized Suspension (FW)
- "Correct Track" Axle Alignment System (FW)
- Aluminum Wheels w/ E-Rated Tires
- 80% Tint Radius Safety Glass Windows
- Battery Kill Switch in Pass Thru Storage Area
- Extended Pin Box (FW)
- 30# LP Bottles (2)
- 30" Radius Entry Door
- Outside Speakers
- Outside Shower
- Factory Installed Roof Ladder
- Under Carriage Spare Tire & Carrier
- High-Capacity Water Pump w/Int & Ext Switch
- "EZ" Winterize Water Heater Bypass Valve
- "EZ" Siphon Fresh Water Fill Feature
- Extra Large Fresh Water Drain Valve

INTERIOR STANDARDS

- Hand Rubbed Maple Cabinet Doors
- Solid Hardwood Drawer Fronts
- Louvered Tread Steps to Bedroom (FW)
- Solid Core Cabinet Stiles
- Predrilled and Screwed Cabinetry
- Ball Bearing Full Extension Drawer Glides

- Tri-Fold Hide-a-Bed Sofa (Model Specific)
- Wall Hugger Theatre Seating
- Deep Overhead Cabinets in Slide Out
- Large Panoramic Slide Room Windows
- Premium Beauflor Flooring w/ 7-Year Warranty
- Ductless flooring Throughout Living Area
- Residential Style Window Treatment
- LED Lighting Throughout w/Motion Sensors (Key Areas)

KITCHEN

- Solid Surface LG Brand Countertops
- Gunstock Fixtures & Hardware
- Deep, Undermount Kitchen Sink
- Residential Style Microwave
- Hardwood Galley Slide Trim Moldings & End Caps
- MaxxAir 12v Fan w/Rain Sensor

BATHROOM

- Neo-Radius Shower Doors (N/A on Bedslides)
- Wide View Skylight Over Shower
- Heat Duct & AC Vents in Bathroom
- Custom Designed Shower Pan & Surround
- Power Vent Fan
- Extra Large Lav Top with Acrylic Sink
- Large Medicine Cabinet with Mirror

BEDROOM

- King Size Wardrobe
- Black Label Pillowtop Mattress
- Oversized Underbed Storage
- Residential Bedsread
- Bedroom Heat Registers
- Closeable A/C Vents
- TV & Cable Prep

CONSTRUCTION

- Gel Coated Tan Fiberglass Exterior
- Residential 5" Truss Rafters (16" O.C.)
- Walk On Roof Decking
- Fiberglass & Thermofoil Roof and Front Cap Insulation
- One-Piece TPO Roof Membrane w/12-Year Warranty
- Easy Access Low Point Drain Valves
- Laminated Aluminum Framed Rear Wall (R-9)
- Laminated Aluminum Framed Side Walls (R-9)
- Laminated Aluminum Framed Roof & End Walls in Slide Rooms (R-9)
- Aluminum Framed Main Floor (R-30)
- Residential Wood Framed Roof (R-40)

ENDLESS SUMMER PACKAGE (MANDATORY)

- Residential Cabinetry
- Solid Surface Countertops
- Aluminum "Tread Lite" Entry Steps
- Metal Slam Baggage Doors w/Magna Latch
- 8cu. ft. Double Door Refrigerator
- 17.8 Gal./Hr. Quick Recovery Water Heater
- Porcelain Toilet w/Foot Pedal Flush
- High-Rise Faucet w/Pullout Sprayer
- Universal All-In-One Docking Station
- Black Tank Flush
- Radius Fireplace

POWER PACKAGE (MANDATORY)

- One-Touch® Electric Awning w/LED Light
- One-Touch® Electric Front Stabilizer Jacks
- AM/FM/CD/DVD/Bluetooth Stereo System
- Hi Definition LED Television (Living Area)
- 50 AMP Electrical Service
- Wired & Framed For 2nd A/C in Bedroom
- Detachable Power Cord w/LED Light
- Power Rear Stabilizer Jacks

ARCTIC FOUR SEASONS PROTECTION PACKAGE (MANDATORY)

- 35k BTU High Capacity Furnace
- Double Insulated Roof & Front Cap with Vented Attic
- Thermofoil Wrapped Frame & Subfloor (Beneath Main Holding Tanks)
- Heated & Enclosed Underbelly
- Ducted Heat to Pass Thru Storage Area (FW)
- Heated & Enclosed Dump Valves
- Zero Degree Extended Season Enjoyment

OPTIONS

- Free Standing Table & Chairs
- Dual Pane Windows
- 12cu. ft. Refrigerator (318RST, 337RLS, 357BHS, 367BHS)
- Tri-Fold IPO Theatre Seating (Bunk Models)
- 2nd A/C Low Profile 13.5k BTU Ducted (FW)
- 2nd A/C 15k BTU Ducted (TT)
- King Bed (Bed Slide Models)
- One Touch Auto Leveling (Mandatory FW Only)
- 2" Receiver Hitch (Mandatory)
- Fixed Bunks IPO Tri-Fold in Bunkroom (30BH)



We Strive For Nothing Less Than Customers for Life!

Thank you for taking the time to tour our coach. We would like to share some insights into what sets **Grand Design RV Company** apart from all other RV manufacturers and why this difference is important to you.

We were part of the original ownership team that led a top RV Manufacturer to become the largest travel trailer and fifth wheel company in the world. While proud of our accomplishments at this company, it became difficult to stay in touch with the needs of our customers, employees and ultimately the products we built.

In 2011, we set out to pursue our dream and re-establish the personal connection we had enjoyed with customers and dealers. The result is **Grand Design RV Company**. Starting with a blank canvas, we were able to do things differently than what had been done before. Today we remain true to the unique business model that we started with, and following are just a few reasons we believe our product and company are the right choice for you and your family:

LONG TERM VALUE Everything we do at our company is designed to build long term value in what we offer our customers, "more features and superior value for your dollar".

CUSTOMER FOCUS Our focus (from the very first day we opened our doors) revolves around our customers.

OWNER INVOLVEMENT Magic happens when the owners are actively working in the production facility to help build the team and develop products.

EXPERIENCED WORKFORCE Our local workforce has been hand-picked, and has an excellent reputation for quality craftsmanship that is second to none.

RAISING THE QUALITY BAR We put every Grand Design unit through a series of quality inspection gates during the manufacturing process. Once completed, the unit undergoes a comprehensive final finish inspection. From here, most manufacturers ship their units on to the dealer for retail sale. Not Grand Design...Every one of our units are shipped to a separate PDI (Pre-Delivery Inspection) facility where they are again put through a 150+ point inspection process. It is only after this that we deem a unit ready to ship to our dealers.

SUPERIOR SERVICE We deliver the highest quality in the industry, but anything built by humans can be subject to issues. It's how those issues are addressed that stands out with Grand Design. Don't just take our word for it, visit the owners page on Facebook (Grand Design RV Owners) and see for yourself how we take care of our customers after the sale. An informed customer will be a Grand Design customer!

CLASS LEADING WARRANTY We back every one of our coaches by a 3-year limited structural warranty.

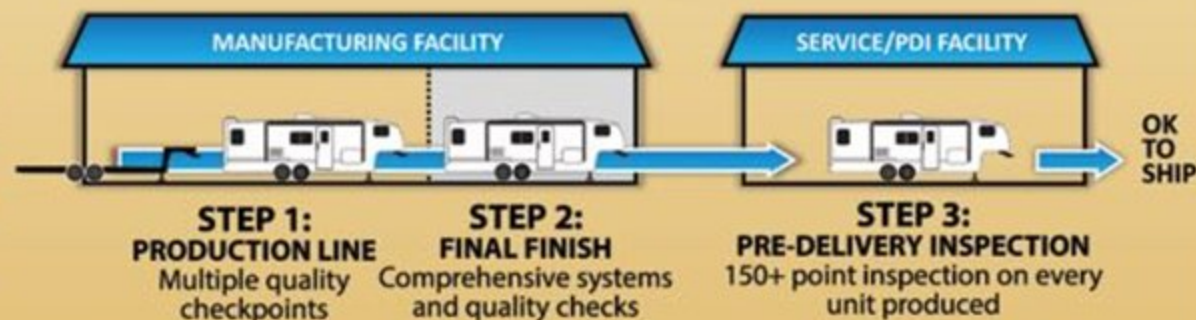
We remain dedicated to offering you RVs built with the highest quality, most features, finest designs and unparalleled customer support for your investment. We would be honored to personally welcome you to the Grand Design RV family!

Warmest Regards,

Don Clark, Ron Fenech, Bill Fenech



Grand Design RV is a privately owned company founded by close friends Don Clark and brothers Ron and Bill Fenech (Representing over 80 combined years of experience in the RV Industry)



GRAND DESIGN
RECREATIONAL VEHICLES