



PRECEPT™ • *Alante™*



PRECEPT • ALANTE

2
YEAR
WARRANTY

HANDS DOWN, THE BEST RIDE

2017



#LETSJAYCO

Where do you want to go? With Jayco, you're headed straight for family fun—regardless of the destination. From wooded campgrounds to sandy beaches, swimming hole docks to scenic highways, maximize the moment with unmatched quality and added comfort. So what are you waiting for? Make new memories—and share them with the world.

GENERATIONS OF FAMILY FUN



MAKING MEMORIES THAT LAST GENERATIONS—LET'S JAYCO

Whether you're out for excitement, relaxation or just time together, we take steps others don't to help you stay focused on the fun. No cutting corners here. Let us go the extra mile so you don't have to.

THE JAYCO DIFFERENCE

1. **120-inch panoramic windshield** allows for maximum visibility and comes complete with oversized wiper blades
2. **39-inch exterior TV** comes standard—and is one of the industry's largest
3. **One-piece, seamless fiberglass roof** offers unmatched durability
4. **Power driver and passenger seats** with 180-degree swivel allow for maximum seating and ultimate comfort at camp*
5. **Seat belts in every seating position** secure the most precious cargo

*Power passenger seat on Precept only. Visit Jayco.com for more information.

CLASS A MOTORHOMES

PRECEPT™ *Alante™*

DISCOVER YOUR HOME AWAY FROM HOME

Thanks to legendary Jayco craftsmanship and constant innovation, the moment you set foot in a spacious 2017 Precept or Alante you feel right at home. With unmatched on-the-road comfort and control, you're in for a superior travel experience—a journey that delights each and every mile.

WE CARE ABOUT GETTING THERE AS MUCH AS BEING THERE

JRide* is a powerful blend of precise handling and renowned stability. Hands down, it's the best ride. **Experience JRide for yourself—visit your local dealer and take a test drive.**



A PRECEPT STANDARD

<http://www.jayco.com/products/class-a-motorhomes/2017-precept/jride-plus/>



AN ALANTE STANDARD

<http://www.jayco.com/products/class-a-motorhomes/2017-alante/jride/>

COMPUTER-BALANCED DRIVESHAFT



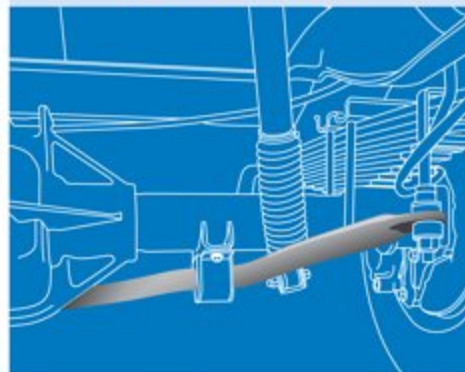
Ensures smooth and efficient power transfer to the wheels

BILSTEIN® SHOCK ABSORBERS



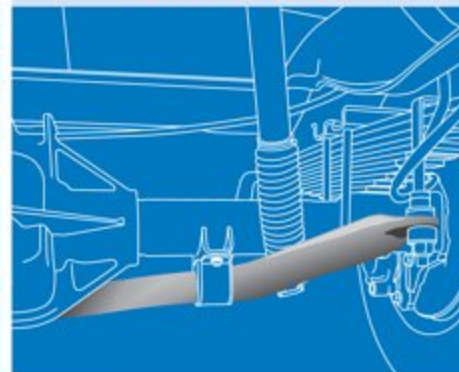
Feature a unique monotube gas-pressure design that provides optimum ride quality and vehicle control; Bilstein shock absorbers last 2-3 times longer than the conventional twin-tube piston and are found in many high-end luxury vehicles

STANDARD FRONT AND REAR STABILIZER BARS



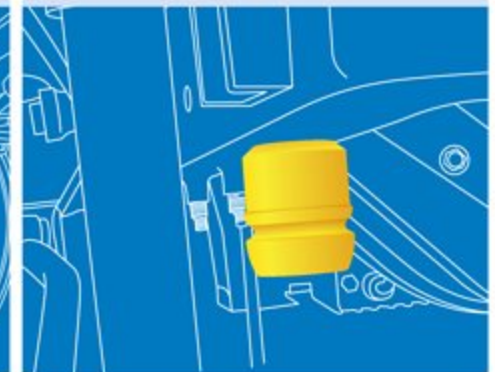
Reduce the body roll of a vehicle during fast cornering or over road irregularities

HEAVY-DUTY FRONT STABILIZER BAR



With the addition of a larger bar and polyurethane bushings, power transfers faster than standard rubber bushings, which provides even more support and stability for easier handling

BOUNCE BUMPERS



Assist during extreme road occurrences to absorb impact and dampen excess road noise and vibration

*Each model contains different JRide components. Visit Jayco.com for more information.



FEATURED FLOORPLAN: 31UL

PRECEPT

Loaded with amenities and built on a Ford® F53 chassis with precision handling features, the Precept makes it as easy as ever to enjoy the comforts—and luxuries—of home wherever you go.



TANKLESS WATER HEATER

THETFORD
SANICON®
TURBO

THETFORD® SANI-CON® TURBO WASTE MANAGEMENT SYSTEM



SPACIOUS TRI-FOLD SOFA

PRECEPT FLOORPLANS



PRECEPT | 31UL



PRECEPT | 35S



PRECEPT | 35UP



PRECEPT | 36T

PRECEPT EXTERIOR SELECTIONS



Graphics - Sandstone (N/C)



Graphics - Sky Blue (N/C)



Premium Paint Option - Desert Sky



Premium Paint Option - Moon Bay



Premium Paint Option - Summer Wood

PRECEPT INTERIOR DÉCOR


CAPPUCCINO



FRENCH VANILLA



PEWTER



PRECEPT SPECS

| MODELS | | DIMENSIONS | | | | TANKS (GALS.) | | |
|-----------|-----------------|----------------|----------------------------|-----------------|------------|----------------------|---------------------------|----------------------------|
| FLOORPLAN | EXTERIOR LENGTH | EXTERIOR WIDTH | EXTERIOR HEIGHT (WITH A/C) | INTERIOR HEIGHT | WHEEL BASE | FRESH WATER CAPACITY | GREY WASTE WATER CAPACITY | BLACK WASTE WATER CAPACITY |
| 31UL | 32' 2" | 101" | 12' 7" | 84" | 190" | 71.5 | 40 | 50 |
| 35S | 36' 7" | 101" | 12' 7" | 84" | 228" | 71.5 | 40 | 50 |
| 35UP | 35' 10" | 101" | 12' 7" | 84" | 228" | 77 | 40 | 50 |
| 36T | 38' 2" | 101" | 12' 7" | 84" | 190" | 121.5 | 2 x 40 | 101 |

Gross Vehicle Weight Rating (GVWR): The maximum permissible weight of the motorhome, including the Unloaded Vehicle Weight (UVW) plus passengers, personal items, all cargo, fluids, options and dealer-installed accessories. The GVWR is equal to or greater than the sum of the UVW and the Cargo Carrying Capacity.

Gross Combined Weight Rating (GCWR): The maximum allowable combined weight of the motorhome used as a tow vehicle and the attached towed vehicle.

It is important for your safety and enjoyment that you are aware of the weights and tow ratings of the RV you select. Consult a competent advisor for questions or advice. Whether you are new to RVing or a veteran, get a feel for the performance of your RV before heading out on the roadways. When you tow a vehicle with your RV, you must drive differently than when you drive a single vehicle. Practice hooking up, driving, backing up and braking in a safe environment or seek out professional instruction. Jayco affixes a weight label to each RV which lists weight information for that vehicle. Refer to that label to verify the vehicle will meet your requirements.



FEATURED FLOORPLAN: 32N

ALANTE

Efficient design, residential styling and a comfortable ride make for a Class A motorhome that's a rare blend of luxurious travel and unbeatable value.



TWO 11,000-BTU A/Cs WITH ENERGY MANAGEMENT SYSTEM
(N/A ON 26X)



OPTIONAL 12-CUBIC-FOOT REFRIGERATOR



EXTERIOR ENTERTAINMENT CENTER

ALANTE FLOORPLANS



ALANTE | 26X



ALANTE | 26Y



ALANTE | 31P



ALANTE | 31V



ALANTE | 32N

ALANTE EXTERIOR SELECTIONS



Graphics - Regal Red



Graphics - Victory Blue

ALANTE INTERIOR DÉCOR

GLORIOUS GREY



GRAND TAN



ALANTE SPECS

| MODELS | | DIMENSIONS | | | | TANKS (GALS.) | | |
|-----------|-----------------|----------------|-------------------------------|-----------------|------------|---|------------------------------|-------------------------------|
| FLOORPLAN | EXTERIOR LENGTH | EXTERIOR WIDTH | EXTERIOR HEIGHT (WITH A/C) | INTERIOR HEIGHT | WHEEL BASE | FRESH WATER CAPACITY (INCLUDES WATER HEATER) | GREY WASTE WATER CAPACITY | BLACK WASTE WATER CAPACITY |
| 26X | 27' 5" | 101" | 12' 5" | 84" | 158" | 59 | 40 | 32 |
| 26Y | 28' 3" | 101" | 12' 5" | 84" | 158" | 77.5 | 40 | 50 |
| 31P | 31' 6" | 101" | 12' 5" | 84" | 191" | 78.5 | 41 | 51 |
| 31V | 31' 11" | 101" | 12' 5" | 84" | 190" | 77.5 | 40 | 50 |
| 32N | 33' 2" | 101" | 12' 5" | 84" | 190" | 77.5 | 40 | 50 |

PRECEPT STANDARDS AND OPTIONS

CUSTOMER VALUE PACKAGE

| |
|---|
| JRide Plus Package: Bilstein® shock absorbers, heavy-duty front stabilizer bar, standard front and rear stabilizer bars, computer-balanced driveshaft, jounce bumpers |
| Automatic hydraulic leveling jacks |
| Pioneer in-dash infotainment system with touchscreen and Apple CarPlay™ and Android Auto™ integration |
| Backup and sideview cameras with monitor |
| Frameless windows |
| Electric patio awning with LED lights |
| Slideout awnings |
| Exterior entertainment center with 39-inch LED TV mounted on swivel bracket and single-disc DVD/FM radio |
| Onan® Marquis Gold Genset 5,500-watt generator with auto-gen start |
| 1,000-watt inverter powers main TV, bedroom TV, exterior TV and entertainment center |
| 50-amp electrical service |
| 13,500-BTU A/C units (2) |
| On-demand tankless water heater |
| Solid-surface kitchen countertops with integrated stainless steel sink |
| LED living room TV |
| Day/night roller shades |
| Driver/passenger cockpit table |

STANDARD EXTERIOR EQUIPMENT

| |
|---|
| White, high-gloss fiberglass walls |
| Seamless, crowned fiberglass roof |
| Entrance door with industry's largest travel view window |
| One-piece fiberglass front and rear cap |
| Bead-foam insulation (R-24 max roof, R-9 max floor, R-8 max walls) |
| Electric powered entrance step |
| Lockable pass-through storage compartments with easy-to-use Slam-latch™ doors |
| 12V house battery |
| 12V demand water pump |
| Chrome grill |
| Thetford® Sani-Con® Turbo waste management system |
| 120-inch panoramic windshield |

STANDARD INTERIOR EQUIPMENT

| |
|---|
| 84-inch interior ceiling height with padded vinyl ceiling |
| High-intensity recessed LED ceiling lights |
| Raised-panel cabinet doors |
| Ball-bearing drawer guides |
| 3-burner range with 9,000-BTU SuperBurner™ and piezo igniter |
| Convection microwave oven |
| 8-cubic-foot gas/electric refrigerator with raised-panel wood doors |
| Water filtration system |

| |
|---|
| Dream Dinette™ mechanism easily raises/lowers tabletop |
| 2-point lap safety belts on all seating areas |
| Soft-touch vinyl dash with wood grain accents |
| 30,000-BTU auto-ignition ducted furnace (31UL) |
| 35,000 BTU auto-ignition ducted furnace (35S and 35UP) |
| 30,000 BTU auto-ignition ducted furnace (Z) (36T) |
| Prep for satellite dish |
| Cable TV hookup with RG-6 coax and video selector switch |
| Digital antenna with signal booster |
| Shower with surround, glass door, skylight and light |
| Stainless steel lavatory sink |
| Porcelain toilet with foot flush |
| Powered roof vent in bathroom with wall switch |
| Queen-size bed with under-bed storage |
| Bedroom 32-inch LED TV |
| Decorative kitchen backsplash |
| Entrance door with large frameless window and keyless entry |

STANDARD DRIVING EQUIPMENT

| |
|--|
| Ford® F53 chassis |
| 6.8L Triton® V10 320 HP gas engine with electronic fuel injection and 460 lb-ft torque |
| 6-speed automatic TorqShift® transmission with overdrive and tow-haul mode |

| |
|---|
| 5,000-pound rear hitch receiver with dual connector |
| 130-amp alternator |
| 56-pound, 16.5-gallon propane tank |
| 12V chassis battery |
| 22.5-inch Michelin® radial tires with aluminum rims |
| Front and rear disc, 4-wheel anti-lock brakes |
| 7-pin plug |
| 6-way power, swivel driver and passenger seats |
| Flush-mount LED marker lights |
| Third brake light |

OPTIONS

| |
|--|
| Canadian standards |
| Sandstone or Sky Blue graphics (N/C) |
| Three premium paint packages: Summer Wood, Moon Bay and Desert Sky |
| Drop-down overhead bunk in cab area with 750-pound capacity |
| Bunk bed in slideout (35UP) |
| 12-cubic-foot, 4-door refrigerator |
| Washer/dryer combination (35S, 36T) |
| Flexsteel® theater seats |

ALANTE STANDARDS AND OPTIONS

CUSTOMER VALUE PACKAGE

| |
|--|
| JRide: Bilstein shock absorbers, computer-balanced driveshaft, jounce bumpers, standard front and rear stabilizer bars |
| Pioneer in-dash infotainment system with touchscreen and Apple CarPlay™ and Android Auto™ integration |
| Backup and sideview cameras with monitor |
| Electric patio awning with LED lights |
| Slideout cover awnings |
| LED living room TV |
| Day/night roller shades |
| Seamless, crowned fiberglass roof |
| Exterior entertainment center with LED TV mounted on swivel bracket, DVD/AM/FM radio and speakers |
| 1,000-watt inverter powers main TV, rear bedroom TV, exterior TV, entertainment center |
| Driver/passenger cockpit table |

STANDARD EXTERIOR EQUIPMENT

| |
|--|
| Regal Red graphics |
| Automatic hydraulic leveling jacks |
| One-piece, seamless front cap with LED lighting accents |
| Entrance door with industry's largest travel view window |
| Bead-foam insulation (R-24 max roof, R-9 max floor, R-8 max walls) |
| Lockable pass-through storage compartments with easy-to-use Slam-latch doors |
| 4-inch tube bumper with sewer hose storage |
| Onan Marquis Gold Genset 4,000-watt generator |
| 11,000-BTU A/C (2) with power management system |
| 15,000-BTU A/C (1) (26X only) |
| Energy management system |

STANDARD INTERIOR EQUIPMENT

| |
|---|
| Stainless steel sinks in kitchen and bathroom |
| Hardwood cabinet doors throughout |
| 3-burner range with oven, 9,000-BTU SuperBurner and piezo igniter |
| Seat belts in every seating position |
| Auto-ignition, 31,000-BTU ducted furnace |
| Toilet with foot flush |
| Powered roof vent in bathroom with wall switch |
| Full 2-toned dash with grey burl accents |

STANDARD DRIVING EQUIPMENT

| |
|---|
| Ford® F53 16,000-pound (26X, 26Y); 18,000-pound (31P, 31V, 32N) GVWR chassis |
| 6.8L Triton V10 320 HP gas engine with electronic fuel injection and 460 lb-ft torque |
| 6-speed automatic TorqShift transmission with overdrive and tow-haul mode |

| |
|---|
| 5,000-pound rear hitch receiver with dual connector |
| 175-amp alternator |
| 56-pound, 16.5-gallon propane tank |
| 19.5-inch Goodyear® radial tires |
| Front and rear disc, 4-wheel anti-lock brakes |
| 7-pin plug |
| 6-way power driver seat |

OPTIONS

| |
|---|
| Canadian standards |
| Regal Red or Victory Blue graphics (N/C) |
| Bedroom LED TV |
| Drop-down overhead bunk in cab area with 750-pound capacity |
| 12-cubic-foot gas/electric refrigerator (31P, 32N) |
| Flexsteel theater seats (N/A on 26X) |



Meet your Jayco Dealer



We work hard—so you can play hard. From finding the perfect Jayco for your family to providing flexible financing options and full-service support, we're here to help.

Follow Jayco



Jayco, Inc., P.O. Box 460, Middlebury, IN 46540, www.jayco.com

make changes and to discontinue models without notice or obligation. Photos in this brochure may show optional equipment and props for photography purposes. RVs built for sale in Canada may differ to conform to Canadian codes. ©2016 Jayco, Inc. 274745 0816-60K Printed in U.S.A.

Travel with Confidence



At Jayco, we build our RVs to handle every adventure, then back it with our industry-leading 2-year limited warranty. We, with support from our select partners, have you covered for **2 camping seasons**. That's **730 days**. You won't find a better warranty in the business, because the only strings we attach are those that deliver the ultimate in reliability. That's the Jayco difference. So go explore. We have the warranty that will follow you anywhere. For a copy of our 2-year limited warranty with complete terms and conditions, please contact your local Jayco dealer.



A year's access to Coach-Net™—the country's largest RV emergency road service.



Jayco's long-term commitment to generations of family fun

After five years of increased efforts to eliminate waste, conserve energy and increase recycling, we've come a long way in building RVs that are not only better for your family—but also better for the planet.

Learn more at Jayco.com/EcoAdvantage